

**NEW Model  
with larger  
throat  
capacity**

## Sheetmetal Swage, Jenny & Wiring Machines

**Model: SJ2 - manual - 16 swg (1.6 mm) capacity**

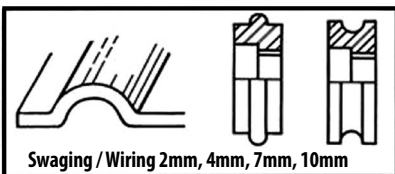
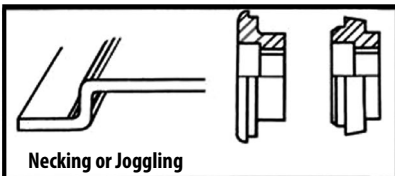
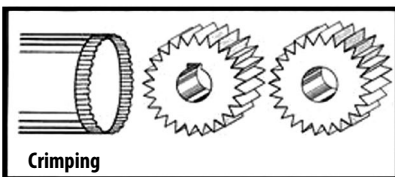
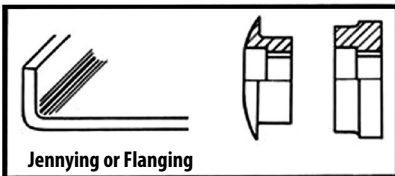
**Model: SJ2-M - powered - 16 swg (1.6 mm) capacity**

Supplied with heavy-duty 750W (1HP), 3Ph motor and reduction gearbox to drive the rollers at 38rpm, controlled via interlocked forward / reverse footswitches.

- High quality, robust, industrial duty machines, manufactured from steel, which provides good strength whilst also providing a very good bearing surface for the rotating shafts and slider blocks

Capacity	SJ2 / SJ2-M
SHEET	16 g (1.6mm)
THROAT DEPTH (with guide)	275mm
(without guide)	380mm

### Standard wheels - SJ2 & SJ2-M




### Included with each machine:

- 2mm Wiring Top and Bottom
- 4mm Wiring Top and Bottom
- 7mm Wiring Top and Bottom
- 10mm Wiring Top and Bottom
- 1x Jenny Roller Bottom
- 1x Closing Roller Bottom
- 2x Crimping
- 2x Necking
- 2x Bearing Blocks
- 1x Flat Roller Top



**Model: SJ2**



**Model: SJ2-M**

