

BOSSWELD 17 SERIES TIG TORCH SPARE PARTS

DYNAMWELD
The Welding
Supplies Experts

BOSSWELD
WELD LIKE A BOSS

BACK CAP

- 9557Y04 Short
- 9557Y05 Medium
- 9557Y02 Long

COLLET

- 9510N21 0.5mm
- 9510N22 1.0mm
- 9510N23 1.6mm
- 9510N24 2.4mm
- 9510N25 3.2mm

INSULATOR

- 9518CG
- 9554N01

COLLET BODY

- 9510N29 0.5mm
- 9510N30 1.0mm
- 9510N31 1.6mm
- 9510N32 2.4mm
- 9510N28 3.2mm
- 95406488 4.0mm

TORCH BODY

- 95WP17
- 95WP17V
- 95WP17F
- 95WP17FV

GAS LENS COLLET BODY

- 9545V24 1.0mm
- 9545V25 1.6mm
- 9545V26 2.4mm
- 9545V27 3.2mm
- 9545V28 4.0mm







ALUMINA CUP

- 9510N50 6.0mm
- 9510N49 8.0mm
- 9510N48 9.5mm
- 9510N47 11.5mm
- 9510N46 12.7mm
- 9510N45 17.5mm
- 9510N44 19.0mm

GAS LENS ALUMINA CUP

- 9554N18 6.0mm
- 9554N17 8.0mm
- 9554N16 9.5mm
- 9554N15 11mm
- 9554N14 12.7mm
- 9554N19 17.5mm

SWITCH OPTIONS

-  95.ATBSC Switch Blank
-  95.ATSSW Single Hold Down
-  95.ATDSW ON/OFF
-  95.ATCCIO Current Control 10K
-  95.ATCC47 Current Control 47K
-  95.ATCC5 Current Control 5K

HANDLE

- 95.ATMFH

