

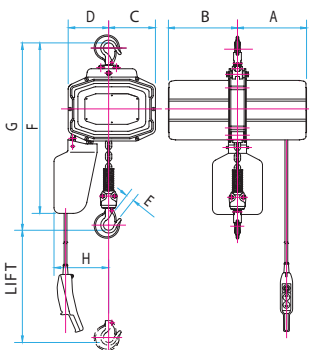
## BEAVER LIFTALL ELECTRIC HOISTS

Model Type: BEL. 415volt 50Hz (Three Phase Models) Complies to AS 1418.2

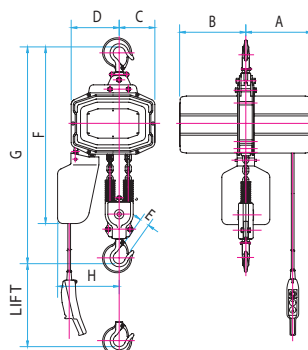
Product Code	Rated Capacity (kg)	Lift Height m	Lifting Speed m/min 50Hz	Hoist Motor Single Phase			Load Chain		Test Load Tonne	Min. Headroom G mm Max.	Min. Weight (kg) Approx.	Std Pendant Length m
				Output (kw) 50Hz	Ins Class	% ED	Dia. mm	No. of falls				
BEL2053S	500	3	6.3	0.8	F	40	7.0	1	0.625	545	64	2
BEL2056S	500	6	6.3	0.8	F	40	7.0	1	0.625	545	68	5
BEL2103S	1000	3	6.3	1.6	F	40	7.0	1	1.25	595	65	2
BEL2106S	1000	6	6.3	1.6	F	40	7.0	1	1.25	595	69	5
BEL2203SD	2000	3	3.2	1.6	F	40	7.0	2	2.5	700	72	2
BEL2206SD	2000	6	3.2	1.6	F	40	7.0	2	2.5	700	79	5
BEL2303ST	3000	3	2.1	1.6	F	40	7.0	3	3.75	790	80	2
BEL2306ST	3000	6	2.1	1.6	F	40	7.0	3	3.75	790	90	5

Product Code	Rated Capacity (kg)	Major Dimensions Approx. mm						
		A	B	C	D	E	F	H
BEL2053S	500	249	249	168	146	25	565	195
BEL2056S	500	249	249	168	146	25	565	195
BEL2103S	1000	249	249	168	146	30	614	195
BEL2106S	1000	249	249	168	146	30	614	195
BEL2203SD	2000	249	249	180	134	33	665	235
BEL2206SD	2000	249	249	180	134	33	665	235
BEL2303ST	3000	249	249	180	134	41	760	360
BEL2306ST	3000	249	249	180	134	41	760	360

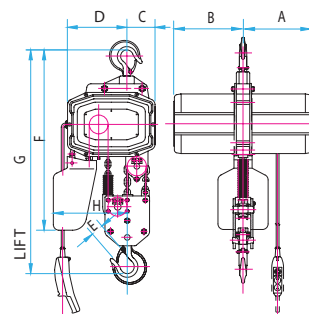
Longer lift heights are available on request. Pendant length is 1 metre less than lift height (as Standard).  
All hoists supplied with top suspension hook. IP 54 rating on all hoists.



500kg & 1,000kg - Single Fall



2,000kg - Double Fall



3,000kg - Triple Fall