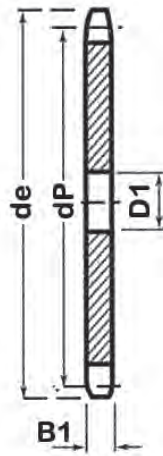
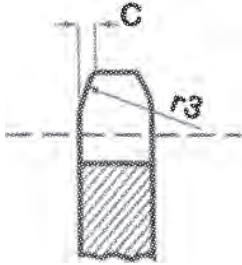


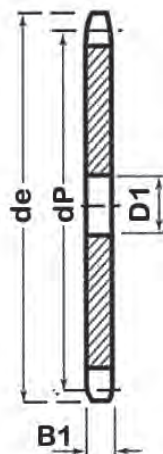
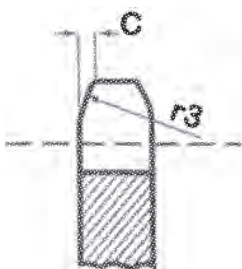
40-1 Plate Wheel



Pinions	mm
Tooth Radius r3	
Radius Width C	
Tooth Width B1	7.2
Chain	mm
Pitch	12.7
Inside	7.92
Roller ϕ	7.92

Teeth	de	dp	D1	App. Kg
15	67.2	61.09	10	0A
21	91.3	85.22	14	0A
42	176.6	169.95	16	1.13
48	200.8	194.18	20	1.46
50	208.9	202.26	20	1.70
55	229.1	222.46	20	2.08
60	249.3	242.66	20	2.13
65	269.5	262.86	20	2.25
70	289.7	283.07	25	3.28
72	297.8	291.16	25	3.51
76	313.9	307.33	25	3.70

60-1 Plate Wheel



Pinions	mm
Tooth Radius r3	
Radius Width C	
Tooth Width B1	11.7
Chain	mm
Pitch	19.05
Inside	12.7
Roller ϕ	11.91

Teeth	de	dp	D1	App. Kg
42	265.2	254.93	25	4.53
48	301.5	291.27	25	5.75
50	313.6	303.39	25	6.45
55	343.9	333.70	25	7.82
60	374.2	363.99	25	9.19
65	404.5	394.29	30	10.65
70	434.9	424.60	30	12.45
72	447.0	436.74	30	13.22
76	471.2	460.99	30	14.78

80-1 Plate Wheel

Teeth	de	dp	D1	App. Kg
17	150	138.22	20	0A