




Pacific Hoists

QUALITY LIFTING SOLUTIONS

Pacific Brake Winch Instruction Manual



24 Foundry Rd, Seven Hills NSW 2147 Australia | P +61 2 8825 6900
Pacific Hoists PTY LTD | www.pacifichoists.com.au



IMPORTANT

**PLEASE READ THIS OPERATION MANUAL BEFORE USING THIS PRODUCT.
THIS MANUAL CONTAINS IMPORTANT INFORMATION REGARDING SAFETY, OPERATION,
INSTALLATION & MAINTENANCE. ALWAYS OPERATE, INSPECT AND MAINTAIN THIS
PRODUCT IN ACCORDANCE WITH AS1418.2**

INTRODUCTION

Thank you for purchasing your new Pacific Brake Winch. This device uses the latest technology to ensure you of a higher quality, robust design with a high level of operator safety which is easier and safer to use, ensuring a longer service life.

It is important that this manual be kept in a safe place where any operator of the Pacific Brake Winch can refer to it and understand the operating principles of this device. All users of this Pacific Brake Winch should read this manual in full and understand the safe operating principles of the device.

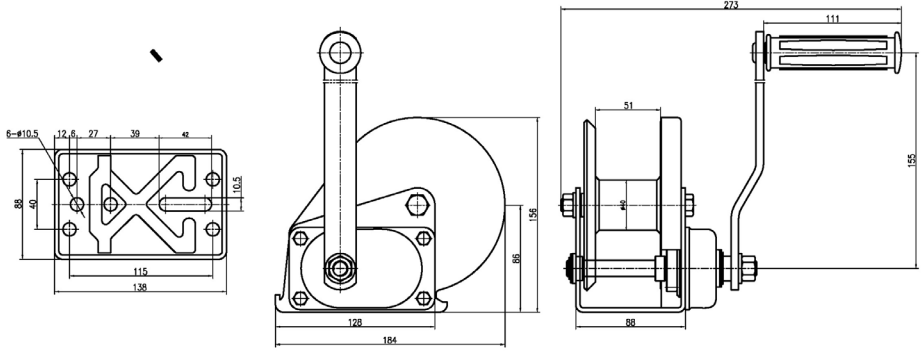
FEATURES

Features of the Pacific Brake Winch include the following:

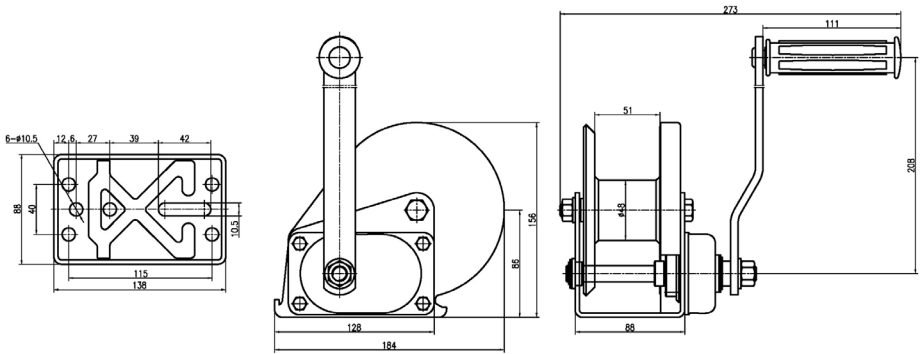
- Positive Weston-style brake will hold the load in any position.
- Compact, lightweight and rugged construction.
- Mechanical components enclosed for protection and safety.
- Rope to drum fixing clamp provided.
- Heat-treated gears.
- Strong removable handles.
- High precision construction minimises gear noise.
- AS1418.2 Compliance applies when correctly fitted with approved wire rope and fittings.
- Available with optional rope.



SPECIFICATIONS



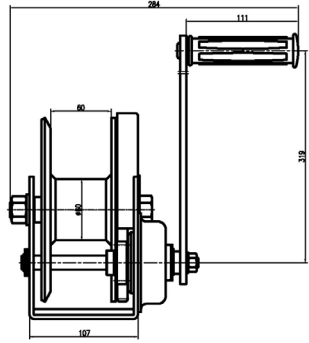
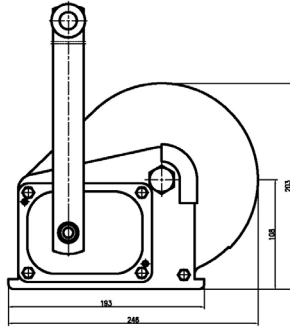
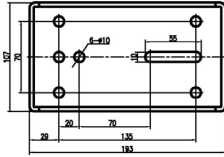
BHW800



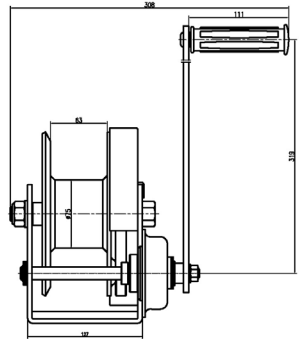
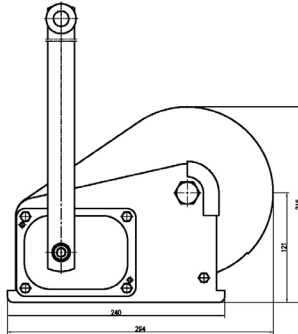
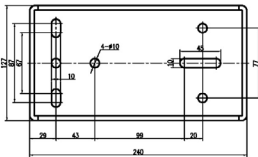
BHW1200



SPECIFICATIONS (CONT.)



BHW1800



BHW2600



SPECIFICATIONS (CONT.)

Model	BHW080	BHW120	BHW180	BHW260
Pulling Capacity (Kg)	370	545	820	1200
Lifting Capacity (Kg)	180	270	410	600
Hand Force Required (Kg)	14.5	15	22	19
Finish	Powder coated	Powder coated	Powder coated	Powder coated
Gear Ratio	4.1:1	4.1:1	5.0:1	10:1
Handle Length (mm)	155	208	319	319
Hub Diameter (mm)	Φ40	Φ48	Φ60	Φ75
Net Weight (Kg)	3.0	3.3	8.0	10.3



SAFETY INSTRUCTIONS

Regular inspection of your Pacific Brake Winch will have a twofold result by ensuring the unit is suitable for safe operation and will assist with extending the operating life of the unit. The following safety instructions should be performed both prior to, and after, every use:

- Only competent persons should operate Pacific Brake Winches and should have read the instruction manual and understood the operation of the device before its use.
- Check the winch before use – never use a defective winch.
- This winch has been fully lubricated at the factory.
- Ensure the anchorage and suspension points are suitable for the full loading applied.
- Ensure the correct strap or rope is fitted is of adequate length and the winch drum storage can accommodate this length.
- Ensure that the winch handle is secured and fitted correctly.
- Ensure the rope or strap is wound in the correct direction onto the drum.
- This winch is not to be used for the transportation or moving of personnel or to suspend loads over areas where people could be present.
- Never apply load on the winch with the rope or strap fully extended. The recommended minimum of rope wraps on the drum is 3 to 5 wraps at all times.
- Never exceed the rated capacity of the winch.
- Do not to be retrofit winch with motor drive.
- Inspect the unit for any missing parts before and after every use.
- This winch can be protected and will provide longer service when covered and is periodically cleaned.



OPERATING INSTRUCTIONS

- Raising or hauling the load is done by rotating the winch handle in a clockwise direction.
- Lowering or descending the load is done by rotating the winch handle in a counter clockwise direction.
- When raising or lowering of the load, the mechanical brake will intervene to ensure that the suspended load is held. It is recommended as a guide, that a 2 ½ to 5% load of the rated capacity be maintained throughout this to ensure positive engagement of the mechanical brake.

Don't forget to

- Never overload the winch
- Never raise loads in the opposite direction than indicated
- Never overwind the rope or strap on the drum
- Never use the strap or rope as a sling
- Never use pawl to arrest the descending load
- Never modify this winch unless you are authorised to do so

Rope Fitting

Please refer to Figure 1 for the BHW800, BHW1200 and BHW1800. For the BHW2600, refer to Figure 2. Ensure that the screw of the fixing device is completely tightened.

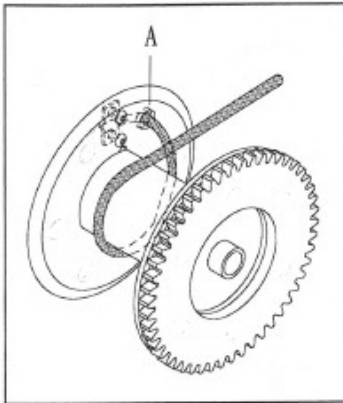


Figure 1

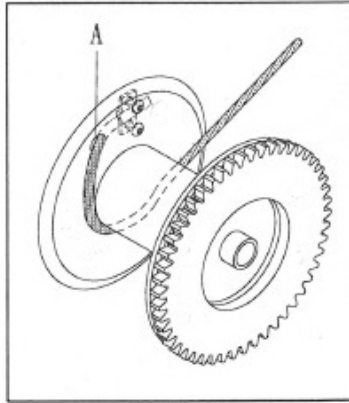


Figure 2

MAINTENANCE

It is the responsibility of the owner/operator to ensure chain blocks are maintained and tested in accordance with AS1418.2. Regular maintenance is vital in upkeeping the efficiency of the brake winch and also maximises its lifetime.

- Only authorised personnel should undertake to do repairs and servicing
- Periodically replenish lubrication points
- Prevent oil or grease entering the brake mechanism
- Regularly inspect the ratchet gear for wear or deformation
- The brake pawl and spring should be checked for wear
- Brake lining and friction discs should be checked for wear or damage
- All circlips should be free from deformation and correctly seated in their grooves
- Main spline shaft must be free from damage
- Ropes, straps, drum and anchorages fully inspected for wear
- Winch frame should be free from corrosion or damage



WARRANTY

Pacific Hoists Pty Ltd (ABN 88 000 631 032) warrants that all products distributed by the company are guaranteed against any apparent fault arising from manufacturing defects caused by faulty materials and / or workmanship.

Should any part fail due to the above within 12 months, Pacific Hoists Pty Ltd will repair or replace the defective part free of charge. To make a claim pursuant to this warranty, the equipment must be delivered to Pacific Hoists Pty Ltd. Freight charges both ways are payable by the claimant and no liability is accepted for loss or damage during transit.

The claimant is required to produce the original invoice or other purchase documents as proof of purchase when making a claim pursuant to this warranty. The warranty does not cover the purchaser or any other person for damage, loss, normal wear or faults caused from misuse or incorrect installation of the equipment.

To be eligible under this warranty, the equipment is required to have been installed and operated correctly by qualified personnel and has not been subject to abuse, neglect or adjustment carried out by an unauthorized person.

This warranty may only be varied with the written approval of the Directors of Pacific Hoists Pty Ltd.

In the following statement 'Our' means 'Pacific Hoists Pty Ltd' and 'You' means the 'claimant.'

Our goods come with guarantees that cannot be excluded under the Australian Consumer Law. You are entitled to a replacement or refund for a major failure and for compensation for any other reasonably foreseeable loss or damage. You are also entitled to have the goods repaired or replaced if the goods fail to be of acceptable quality and the failure does not amount to a major failure.

The benefits given to the claimant in this warranty are in addition to other rights and remedies under a law in relation to the goods or services to which this warranty applies.



