



General information, PFERDVALUE	4
Comparison of drive systems	5
Well packed and presented	6
Services	7
Online services, spare parts catalogue	8

Air grinders




General information

10

Straight grinders

12



Angle grinders

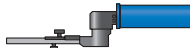
41

■ with collet

41

■ with threaded spindle

50



Belt grinders, attachment arms

57



Special drives

61

■ Filing machines

61

■ DL motors DIN 10 and extensions STV

62

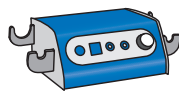
■ Marking pens

64

Fittings

65

Electric grinders



General information

69

Micro motor systems

70

■ Micro motor system

70


■ Micro motor handpieces

73



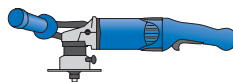
Straight grinders

74



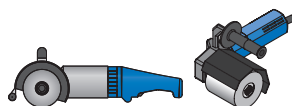
Angle grinders

81



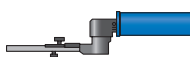
EDGE FINISH system for work on edges

85




Drum grinder

86



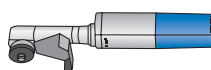
Belt grinders

87




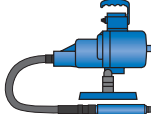


Pipe belt grinders

88



Fillet weld grinders

89

		Special drives 90 <ul style="list-style-type: none"> ■ EL motors DIN 10 and extensions STV 90
Flexible shaft drives		General information 93 Multi-speed machines with stepless regulation 98
		Multi-speed machines with gears 105
		Flexible shafts 106
		
Tool drive accessories		Handpieces 113 <ul style="list-style-type: none"> ■ Straight handpieces ■ Angle handpieces Special handpieces 113 <ul style="list-style-type: none"> ■ Angle handpieces with telescopic system ■ Flexible special handpieces
		Belt sanders 114
		
		Accessories for flexible shafts 114 <ul style="list-style-type: none"> ■ Drum grinders, straight type 114 ■ Drum grinders, angle type 114 ■ Angle drives 115 ■ Overdrive for flexible shaft drives 115
		Collets and extensions 116 <ul style="list-style-type: none"> ■ Reducing collet 118 ■ Extensions SPV and SPVH 119 ■ Extensions STV 62, 90
		Belt grinder attachment holders and arms 121
		Maintenance products 122 <ul style="list-style-type: none"> ■ Lubricants
Personal protective equipment (PPE)		Safety glasses 123 Protective gloves, ear and breathing protection 124
		

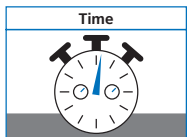
The PFERD range includes tool drives for grinding, milling, brushing, cutting and polishing in manual applications as well as in robotic and semi-stationary applications. PFERD is one of only a few manufacturers that can offer a wide range of tools for work on surfaces and cutting of materials, as well as drives designed specifically for these tools, all from a single source.

The wide product range includes air-powered drives, electric drives and flexible shaft drives and thus offers the best solution for almost any working environment.

PFERD tool drives are characterized by their performance and durability. They are less prone to faults and comply with the latest technological standards.



Economic value

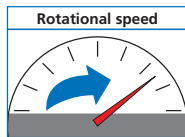


Time is money. The cost-effectiveness of a process is determined by the performance of the tool and the time required. The faster

the grinding process, the greater its cost-effectiveness. The best results are achieved by tools that have a consistently high aggressiveness throughout the processing time, in combination with PFERD quality tool drives. These are powerful, durable and less susceptible to faults.

$$t = \text{€}$$

Rotational speed n



The rotational speed n is given in revolutions per minute [RPM]. The required rotational speed is determined from the cutting speed V in metres

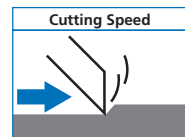
per minute [m/min] or in metres per second [m/s] and the diameter of the tool d x π (3.14).

Note:

The rotational speed data for the tools relates to their use under load.

$$n = \frac{V}{d \times \pi}$$

Cutting speed V



The cutting speed is the speed at which a tool bit moves through the material to be worked in the direction of the cut and removes a chip.

The cutting speed V is given in metres per minute [m/min] or metres per second [m/s]. It depends on the rotational speed of the drive n in revolutions per minute [RPM] and the diameter of the tool d x π (3.14).

$$V = n \times d \times \pi$$

PFERDVALUE – Your added value with PFERD

Results from the PFERD test laboratories as well as from the product tests by independent testing institutes prove: PFERD tools offer measurable added value.

Discover **PFERDERGONOMICS** and **PFERDEFFICIENCY**:


As part of **PFERDERGONOMICS**, PFERD offers ergonomically optimized tools and tool drives that contribute to greater safety and working comfort, and thus to health protection.



As part of **PFERDEFFICIENCY**, PFERD offers innovative, high-performance tool solutions and tool drives with outstanding added value.



For more information on this topic, please refer to our brochure "**PFERDVALUE** – Your added value with PFERD".



Safety regulations



= Please observe the respective safety regulations!

In accordance with legal requirements, all tool drives are accompanied by operating manuals, a CE declaration of conformity and safety notes.



ASKPFERD

Do you have questions concerning machining tasks, materials or tool drives?




Or are you looking for application recommendations, personalized consultation and information on the right choice of tool?



We can answer your questions via WhatsApp with a minimum of fuss:

+49 (0) 1724358151

The PFERD range includes three drive types:

Air grinders	Electric grinders	Flexible shaft drives
		
Applications and economic value		
Single workplace, stationary	Single workplace, flexible use for mobile use	Single workplace, stationary with a variety of tool applications, very easy to handle at high power output
High power output, low wear, long service life, economical air consumption, robust, hard-wearing slide vane and turbine motors	High power output, low wear, long service life	Very robust, low wear, long service life
Drive type		
-	Micro motors	-
Straight grinders	Straight grinders	Straight grinders
Angle grinders	Angle grinders	Angle grinders
-	Drum grinders	Drum grinders
Belt grinders	Belt grinders	Belt grinders
Special drives	Special drives	Special drives
-	Fillet weld grinders	-
Drive characteristics		
No risk of overloading, can be loaded up to machine standstill	Overload protection, can briefly withstand up to four times the rated output	Overload protection, can briefly withstand up to six times the rated output
Optimum rotational speed and power ratios	Optimal tuning possible for tool application	Optimal tuning possible for tool application
Good size to power output ratio	Higher power output compared to air grinders at the same rotational speed	High motor power output, compact hand-pieces, high power transmission to the tool
Achieve high rotational speeds	Achieve constant speed, ideal for tools that need a constant rotational speed	Cover large rotational speed ranges
Ergonomics/Handling		
Drive size and shape suitable for many applications	Ergonomic drive shapes, easy to handle	Light arbors that are easy to handle for low-fatigue work
Rotational speed range [RPM]		
4,000 to 101,000	100 to 80,000	100 to 40,000
Rotational speed control		
Single-rotation speed	Stepless, electronic	Stepless, electronic, alternatively using gears
Energy		
Compressed air (6.3 bar)	1-phase alternating current Safety extra-low voltage	1-phase alternating current, 3-phase alternating current Safety extra-low voltage
Power range [W]		
75 to 2,600	260 to 1,750	500 to 6,100
Safety		
Safe energy form, no sparking	Safeguard to prevent unintentional re-starting	42-volt type suitable for safe use in narrow, conductive spaces
Maintenance		
Simple replacement of worn parts	Simple replacement of carbon brushes	Maintenance by technically experienced employees is possible

Tool drives

Well packed and presented



PFERD packaging

PFERD provides tool drives in industrial packaging as standard.

Advantages:

- Robust packaging protecting the tools from dirt and damage.
- All the important information is included on the packaging label to facilitate product identification.



PFERD packaging label

In addition to the description and the EAN code, the most important technical information is shown with the help of pictograms.

Advantages:

- Easier comparison of product features thanks to clear pictograms.
- The label contains information on other accessories.



Explanation of the pictograms used

General

80.000 RPM	Rotational speed
5 - 11 m/s	Belt speed
500 W	Power output
14 mm 5 mm	Matching keys
25 mm 4 mm	

Tool mounting

6 mm M14	Collets/ stud bolts
22,23 mm	Centre hole
36 mm	Guard
125 mm	Suitable for disc diameter
19 x 100 mm	Suitable for drum grinder fitting
520/610 x 9 - 12 mm	Belt dimensions

Air grinders

3 Oil/min	Note on use Can be used with/ without oil
6,3 bar	Air pressure
12 mm	Air supply hose diameter

Electric grinders and flexible shaft drives

230 V 1~	400 V 3~	Voltage
50 Hz	60 Hz	Frequency
Insulated		Insulated
Protective earthing		Protective earthing
Safety extra-low voltage		Safety extra-low voltage

Flexible shafts

DIN 10	Drive-side shaft connection
G22	Handpiece-side sliding coupling
6 mm	Core diameter
1.683 mm	Flexible shaft/core length

PFERD TOOL-CENTER

All tool drives can be impressively presented with special supports on the **PFERD TOOL-CENTER**.

On the TOOL-CENTER, the point of sale from PFERD, you will find all the important information required for selecting the most appropriate tool. Your PFERD sales representative will be glad to answer any questions you might have.



Tool sets with tool drives

PFERD provides various tool sets in cases. They contain the tool drive as well as various tools in the most common dimensions. Detailed information and ordering data can be found in catalogue section 4.



Maintenance and repair service

PFERD provides a maintenance and repair service, which includes basic cleaning, repair and final safety checks at our factory. Our qualified specialists will be happy to quickly create a detailed quotation without obligation.

If the repair costs exceed the replacement value, you will also receive a quotation for a new tool drive. Only original PFERD spare parts will be used to repair tool drives. After the repair, you will receive your tool drive in as-new condition.

An experienced team ensures quick repairs processing at the Marienheide works in Germany. Please send any queries to: pferd.power.tools@pferd.com.



Repair training

Worldwide, PFERD offers hands-on training on the safe handling of professional tool drives and expert maintenance. The knowledge provided enables fast on-site repairs and thus reduces downtime. The expert maintenance also extends the service life of the tool drives. On request, the training can also be held on-site at your company. Please contact us for further details.



Performance test bench

PFERD has modern performance test benches for quality control, drive optimization and verification of safety guidelines. On request, you will receive a detailed PFERD performance certificate for your professional tool drive.

For each machine type, we perform safety checks according to the current state of the art and write test reports.



Advice and products made to order

PFERD offers you individual targeted support to solve your application problems. PFERD's experienced sales representatives and technical advisors are happy to help you select your tool drive – also by visiting you on-site. Please contact us for further details.

If you cannot find the solution for your particular application in our extensive catalogue range, we can develop and produce tool drives in premium PFERD quality on request, tailor-made to meet the requirements of your job.



Guarantee

Our PFERD guarantee for defects on air and electric grinders and on flexible shaft drives as well as on the accessories is exercised in such a manner that all parts which have material defects will either be repaired or replaced free of charge at our discretion. We shall honour these material defect claims for a maximum of 12 months. This provision shall be invalid if longer periods are prescribed by law.

The warranty shall not cover damage caused by improper handling, the use of spare parts other than our own, or by repairs carried out in workshops other than our own that are unauthorized.

Technical modifications

Technical developments and ergonomic improvements are continuously incorporated into our design and manufacture. We therefore reserve the right to make technical changes to our products.


In the event of changes to the design, we still ensure the availability of spare parts for four years.



All tools
and more information:
www.pferd.com

A powerful PFERD drive is an investment that pays off. This is because we offer numerous services with all our drives that optimally support you in the operation and maintenance of your machine.

Our website has been optimized for mobile end devices and offers in-depth product information as well as lots of other services about cutting and work on surfaces. Discover the many ways that the PFERD brand adds value and supports users of PFERD products in the best possible way.



Assembly and application videos

Alongside the detailed information and safety notes in our operating manuals, we also provide clear and easy-to-understand assembly and application videos. If you still have any questions, our sales team will be happy to offer you personal support together with our experts from the technical advice team.

You can find all available videos for PFERD tools and tool drives on our website at www.pferd.com.



Spare parts catalogue

In our online spare parts catalogue, we have compiled all the information about every PFERD drive. Here you will find exploded drawings and other sketches as well as photos and ordering data for each individual spare part for our drives. With just a few clicks, you can select the required spare parts or spare parts kits, add them to your shopping cart and order them online directly from PFERD.

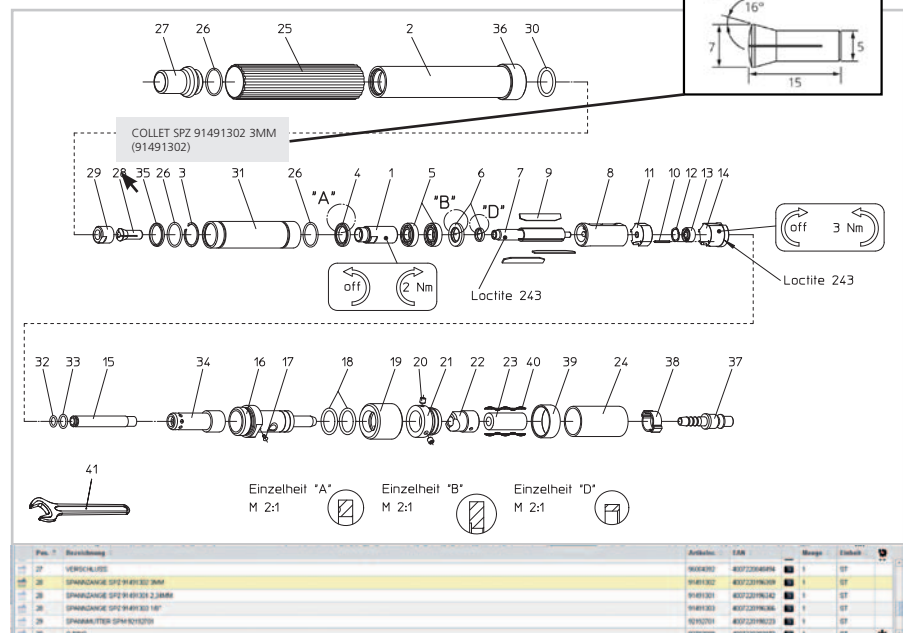
If you ever misplace the operating instructions, you can find them in our spare parts catalogue for download along with other documents such as CE declarations of conformity and illustrated DIY instructions for small repairs.

You can find our clearly structured online spare parts catalogue at spareparts.pferd.com.

Example: Compressed-air straight grinder PGAS 2/800 E



In the information area you can see which documents are available for download.



Move your mouse over the different spare parts for your PFERD tool drive to get the exact product specifications. Clicking on the respective code displays more information and a product photo. In the lower part of the image, you have the option of adding the selected spare parts directly to the shopping cart and ordering them.



Air grinders are the "top speed" machines among the drives. They achieve higher rotational speeds in comparison to electric grinders or flexible shaft drives. Measured against their small size, they have a high power output. The robust and resistant slide vane and turbine motors have a long service life and are very easy to service.

Areas of application

Air grinders are very versatile. They are used economically and reliably in series production and assembly lines, especially in medium and large-sized companies that have a compressed air network.

PFERD range

PFERD offers straight, angle and belt grinders, as well as special drives. PFERD air grinders are technically up to date and incorporate the latest ergonomic findings and requirements. They have been specially developed for the economic application of grinding and milling tools and cover a wide rotational speed range (101,000–4,000 RPM) and power range (2,600–75 watts).

Advantages

- Compact, ergonomic design.
- Low weight.
- Technically tried and tested.
- High power compared to weight.
- Versatile use.
- Fixed rotational speeds.
- No risk of overloading, can be loaded up to machine standstill.
- Housing insulated against cold and vibration.
- Low-maintenance.
- Easy to service.
- Economical.

Criteria for selecting the optimum air grinder

The most important prerequisite for cost-effective work is the selection of the optimum tool. The appropriate drive is selected taking the following criteria into consideration:

1. Rotational speed

The drive should always be selected according to the rotational speed and cutting speed recommendations for the tool. Please refer to catalogue sections 2–8 for these recommendations.

2. Power output

The drive's power output is the decisive factor for maintaining the rotational speed under load. The load is determined by the material to be machined, the cutting characteristics of the tool and the contact pressure.

3. Design, shape and size

Every type of application places specific demands on the shape and size of the tool drive. The different designs can be used for various applications, so the ideal drive should be selected for the task at hand, depending on the dimensions, accessibility, type and frequency of the application.

4. Tool mounting

Depending on the PFERD tool selected, different tool mountings are available, e.g. collets or threaded spindles. Matching collets are allocated to every drive. Please refer to pages 116–120 for an overview of collets and spindle extensions. If you have any further questions, your personal PFERD sales representative will be happy to help you.

Operates with or without oil

Turbine and air grinders are marked with the following symbols:



Use only without oil.



Can be used with or without oil.



Use only with oil.

Advantages of oil-free compressed air

- Protects both people's health, the environment and the workplace.
- Reduces operating costs, because oil and fittings can be dispensed with.
- Avoids oily deposits on the workpiece.



We are happy to supply you with the perfect oil for PFERD tool drives. For all ordering data and information about PFERD lubricants, please see page 122.



Recommendations and prerequisites for the cost-effective use of air grinders

1. Air pressure

The drive should be operated at an air pressure of 6.3 bar. A sufficient flow rate must always be ensured. Over-pressure leads to premature and higher levels of wear.

2. Air consumption

All data in this catalogue refers to air consumption in cubic metres per minute [m³/min]. This is the volume of the air when expanded to atmospheric pressure. Unless otherwise indicated, the air consumption figures stated are always for a pressure of 6.3 bar and the maximum consumption of the drive in question. Non-regulated air grinders have the highest consumption at idling speed. Centrifugal-force-controlled air grinders have their highest air consumption under full load.

3. Rotational speed

Rotational speed data is stated in revolutions per minute [RPM] and refers to the idling speed at a pressure of 6.3 bar. In the case of non-regulated drives, the rotational speed under full load is approximately 50 % of the idling speed. In the case of centrifugal-force-controlled drives, the speed under full load is approximately 80 to 90 % of the idling speed.

4. Oil mist lubrication

Adequate oil mist lubrication, when relevant, is of crucial importance for optimum machine operation (oil viscosity at 40°C according to ISO VG 22–32 mm²/s (cSt)). For special lubricating oil, see page 122.

5. Drives for oil-free compressed-air operation

Drives marked oil-free can be used without oil mist lubrication. Drives which can operate with or without oil have a minimal reduction in rotational speed and power output when used without oil.

6. Maintenance unit

It is recommended to install a complete maintenance unit consisting of a 5 µm dirt filter, pressure reducer and lubricator. The maintenance unit should be located no more than approximately 5 m from the tool drive. The size of the filter pores should be 3–5 µm. If the compressed air is humid, air grinders should not be operated without oil.

7. In-line fine filter

To ensure trouble-free machine operation, particularly with frequent connection and disconnection, we recommend using the appropriate in-line fine filter, filter size 5 µm.

8. Air supply hose

The air supply hose must have an inner diameter that at least corresponds to those stated for the drives and if possible be ≤ 5 m long.

9. Fittings

Always use additional fittings such as hose nozzles, self-closing valve couplings etc. with the largest possible inner diameter. It is not advisable to use more than one valve coupling in order to prevent pressure losses.

10. Noise level

Air tool operators must always wear hearing protection as the process noise emission exceeds 85 dB(A) in many applications, even though the idling noise of the air grinders is low. To make use much easier on the ears, we offer an optional frequency damper for selected drives with an exhaust hose. See page 67. For hearing protection, see page 124.



11. Vibrations

PFERD air grinders meet the requirements of the EC Machinery Directive regarding vibrations from hand-held or hand-guided machines. This is achieved through:

- Precise concentricity
- Vibration-damping intermediate layers
- Vibration-insulated housings
- For protective gloves, see page 124.

12. Maintenance and safety


We recommend:

- Maintenance of the drives at regular intervals
- Wearing personal protective equipment (see pages 123–124)



PGTA 1/1010 PGT 1/1000

101,000 RPM / 75 watts
100,000 RPM / 75 watts



PFERDVALUE:
PGTA 1/1010



PGT 1/1000



Special features:

- No oil residues on the workpiece.

PGTA 1/1010

- The highest cutting speed for TC burs and mounted points.
- Slim air-powered straight grinder with turbine motor.
- Detachable spindle sleeve.

Included in delivery:

PGTA 1/1010

0.6 m exhaust hose and 2 m air supply hose with 1/4" male threaded connection and threaded quick coupling (STGI), 3 mm collet, 2 keys.

PGT 1/1000

2 m air supply hose with 1/4" male threaded connection and threaded quick coupling (STGI), 3 mm collet, 2 keys.

Description	EAN 4007220	Exhaust direction	Throttle type	Air consumption at idling speed [m³/min]	Air consumption under load [m³/min]	Collet group	Inner dia. of air supply hose [mm]	Net weight [kg]
PGTA 1/1010	071199	rear	ring	0.50	0.35	1	5.5	0.190
PGT 1/1000	653449	front	ring	0.35	0.17	1	5	0.240

Collets



Group	For shank dia.		
	2.34 mm	3 mm	1/8 inch
	EAN 4007220		
1	196342	196359	196366

For dimensions see page 116.

Keys



Description	EAN 4007220
EM SW 7 mm	592885

In-line fine filter



Description	EAN 4007220
SF 24 STG-IG 1/4	953259

See page 67.

Suitable PFERD tools

Catalogue section 2	Catalogue section 3*	Catalogue section 4*	Catalogue section 5
TC burs Cut 3 PLUS, 4, 5, ALU, INOX, MICRO Dia. up to 3 mm Shank dia. 3 mm	Mounted points Shank dia. 3 mm: Dia. up to 5 mm Dia. 5 to 6 mm Width ≤ 13 mm	Poliflex fine grinding points Shank dia. 3 mm Bonds: GHR Dia. up to 4 mm LR, TX Dia. up to 6 mm	Diamond grinding points Dia. up to 3.5 mm Shank dia. 3 mm CBN grinding points Dia. up to 4.5 mm Shank dia. 3 mm

*Catalogue sections 3/4: This data applies to an unsupported shank length of 10 mm and the max. stated mounted point dimensions.

Note: Please observe the recommended cutting speeds and the max. permitted rotational speeds in catalogue sections 2–8.



Special features:

- Elastically suspended spindle.
- Low-vibration use.

PGAS 2/800 E-HV


- Dead man's switch using safety lever valve.

Included in delivery:

0.32 m exhaust hose and 2 m air supply hose without nozzle, 3 mm collet, 2 keys.

PGAS 2/800 E PGAS 2/800 E-HV

80,000 RPM / 110 watts



PFERDVALUE:



Description	EAN 4007220	Exhaust direction	Throttle type	Air consumption at idling speed [m³/min]	Air consumption under load [m³/min]	Collet group	Inner dia. of air supply hose [mm]	Net weight [kg]
PGAS 2/800 E	832479	rear	ring	0.31	0.25	1	5	0.208
PGAS 2/800 E-HV	101308	rear	lever	0.31	0.25	1	5	0.248

Collets



Group	For shank dia.		
	2.34 mm	3 mm	1/8 inch
	EAN 4007220		
1	196342	196359	196366

For dimensions see page 116.

Keys



Description	EAN 4007220
EM SW 8 mm G	206867

Connecting set



Description	EAN 4007220
AS 1	351109

See page 67.

In-line fine filter



Description	EAN 4007220
SF 24 STG T5	957103

See page 67.

Suitable PFERD tools

Catalogue section 2	Catalogue section 3*	Catalogue section 4*	Catalogue section 5
TC burs Cut 3 PLUS, 4, 5, ALU, INOX, MICRO Dia. up to 3 mm Shank dia. 3 mm	Mounted points Shank dia. 3 mm: Dia. up to 5 mm Dia. 5 to 6 mm Width ≤ 13 mm Dia. 6 to 10 mm Width ≤ 10 mm	Poliflex fine grinding points Shank dia. 3 mm Bonds: GHR Dia. up to 4 mm LR, TX Dia. up to 6 mm	Diamond grinding points Dia. up to 4.5 mm Shank dia. 3 mm CBN grinding points Dia. up to 5.5 mm Shank dia. 3 mm


*Catalogue sections 3/4: This data applies to an unsupported shank length of 10 mm and the max. stated mounted point dimensions.

Note: Please observe the recommended cutting speeds and the max. permitted rotational speeds in catalogue sections 2–8.



PGAS 1/750

75,000 RPM / 110 watts



Special features:

- Detachable spindle sleeve.

Included in delivery:

0.6 m exhaust hose and 2 m air supply hose with 1/4" male threaded connection and threaded quick coupling (STGI), 3 mm collet, 2 keys.

Description	EAN 4007220	Exhaust direction	Throttle type	Air consumption at idling speed [m³/min]	Air consumption under load [m³/min]	Collet group	Inner dia. of air supply hose [mm]	Net weight [kg]
PGAS 1/750	507803	rear	ring	0.35	0.20	1	5	0.142

Collets



Group	For shank dia.		
	2.34 mm	3 mm	1/8 inch
	EAN 4007220		
1	196342	196359	196366

For dimensions see page 116.

Keys



Description	EAN 4007220
EM SW 7 mm	592885

Connecting set



Description	EAN 4007220
AS 1	351109

See page 67.

In-line fine filter



Description	EAN 4007220
SF 24 STG-IG 1/4	953259

See page 67.

Suitable PFERD tools

Catalogue section 2	Catalogue section 3*	Catalogue section 4*	Catalogue section 5
TC burrs Cut 3 PLUS, 4, 5, ALU, INOX, MICRO Dia. up to 3 mm Shank dia. 3 mm	Mounted points Shank dia. 3 mm: Dia. up to 5 mm Dia. 5 to 8 mm Width ≤ 13 mm Dia. 8 to 10 mm Width ≤ 2 mm	Poliflex fine grinding points Shank dia. 3 mm Bonds: GHR Dia. up to 4 mm LR, TX Dia. up to 6 mm	Diamond grinding points Dia. up to 4.5 mm Shank dia. 3 mm CBN grinding points Dia. up to 6.0 mm Shank dia. 3 mm

*Catalogue sections 3/4: This data applies to an unsupported shank length of 10 mm and the max. stated mounted point dimensions.

Note: Please observe the recommended cutting speeds and the max. permitted rotational speeds in catalogue sections 2–8.





Special features:

- Light, easy to handle.

PGAS 1/700

- Particularly slim.

PGAS 1/700 HV


- Dead man's switch using safety lever valve.

Included in delivery:

0.75 m exhaust hose and 2 m air supply hose with 1/4" male threaded connection and threaded quick coupling (STGI), 3 mm collet, 2 keys.

PGAS 1/700 PGAS 1/700 HV

70,000 RPM / 100 watts



PFERDVALUE:



Description	EAN 4007220	Exhaust direction	Throttle type	Air consumption at idling speed [m³/min]	Air consumption under load [m³/min]	Collet group	Inner dia. of air supply hose [mm]	Net weight [kg]
PGAS 1/700	948873	rear	ring	0.25	0.12	15	5	0.090
PGAS 1/700 HV	101315	rear	lever	0.25	0.12	15	5	0.128

Collets



Group	For shank dia.		
	3 mm	3/32 inch	1/8 inch
	EAN 4007220		
15	851814	851838	851821

For dimensions see page 116.

Keys



Description	EAN 4007220
DM SW 6/8 mm	851791

Connecting set



Description	EAN 4007220
AS 1	351109

See page 67.

In-line fine filter



Description	EAN 4007220
SF 24 STG-IG 1/4	953259

See page 67.

Suitable PFERD tools

Catalogue section 2	Catalogue section 3*	Catalogue section 4*	Catalogue section 5
TC burrs Cut 3 PLUS, 4, 5, ALU, INOX, MICRO Dia. up to 3 mm Shank dia. 3 mm	Mounted points Shank dia. 3 mm: Dia. up to 5 mm Dia. 5 to 8 mm Width ≤ 13 mm Dia. 8 to 13 mm Width ≤ 3 mm	Poliflex fine grinding points Shank dia. 3 mm Bonds: GHR Dia. up to 4 mm LR, TX Dia. up to 6 mm	Diamond grinding points Dia. up to 5.0 mm Shank dia. 3 mm CBN grinding points Dia. up to 5.5 mm Shank dia. 3 mm

*Catalogue sections 3/4: This data applies to an unsupported shank length of 10 mm and the max. stated mounted point dimensions.

Note: Please observe the recommended cutting speeds and the max. permitted rotational speeds in catalogue sections 2–8.


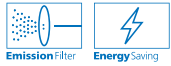


PGTA 3/700

70,000 RPM / 220 watts



PFERDVALUE:



Special features:

- With or without oil – no difference in speed at the same power output, no oil residues on the workpiece.
- Maximum power output in the rotational speed range specified.
- Constant power delivery due to the centrifugal governor.
- Tools with shank dia. of 6 mm / 1/4" can also be used.

Included in delivery:

0.75 m exhaust hose and 2 m air supply hose without nozzle, 3 mm collet, 2 keys.

Description	EAN 4007220	Exhaust direction	Throttle type	Air consumption at idling speed [m³/min]	Air consumption under load [m³/min]	Collet group	Inner dia. of air supply hose [mm]	Net weight [kg]
PGTA 3/700	373248	rear	push-pull	0.25	0.80	4	8	0.390

Collets



Group	For shank dia.			
	3 mm	6 mm	1/8 inch	1/4 inch
	EAN 4007220			
4	349311	349298	349328	349304

For dimensions see page 116.

Keys



Description	EAN 4007220
EM SW 14 mm	206836

Connecting set



Description	EAN 4007220
AS 2	351116

See page 67.


In-line fine filter



Description	EAN 4007220
SF 24 STG-T8	809020

See page 67.

Frequency damper



Frequency damper
FD 47-8-30,5 to make use
much easier on the ears.
See page 67.



Suitable PFERD tools

Catalogue section 2	Catalogue section 3*	Catalogue section 4*	Catalogue section 5
TC burrs Cut 3 PLUS, 4, 5, ALU, INOX, MICRO Dia. up to 3 mm Shank dia. 3 mm	Mounted points Shank dia. 3 mm: Dia. up to 5 mm Dia. 5 to 8 mm Width ≤ 13 mm Dia. 8 to 13 mm Width ≤ 3 mm Shank dia. 6 mm: Dia. up to 5 mm Dia. 5 to 10 mm Width ≤ 25 mm Dia. 10 to 13 mm Width ≤ 20 mm	Poliflex fine grinding points Shank dia. 3 mm Bonds: GHR Dia. up to 4 mm LR, TX Dia. up to 6 mm	Diamond grinding points Dia. up to 5.0 mm for CRP/GRP Dia. up to 10.0 mm Shank dia. 3 + 6 mm CBN grinding points Dia. up to 7.0 mm Shank dia. 3 + 6 mm

If no shank diameter is given, the shank dia. of 6 mm applies.

*Catalogue sections 3/4: This data applies to an unsupported shank length of 10 mm and the max. stated mounted point dimensions.

Note: Please observe the recommended cutting speeds and the max. permitted rotational speeds in catalogue sections 2–8.



Special features:


- Detachable spindle sleeve.

Included in delivery:

0.6 m exhaust hose and 2 m air supply hose with 1/4" male threaded connection and threaded quick coupling (STGI), 3 mm collet, 2 keys.

PGAS 1/600

60,000 RPM / 110 watts



Description	EAN 4007220	Exhaust direction	Throttle type	Air consumption at idling speed [m³/min]	Air consumption under load [m³/min]	Collet group	Inner dia. of air supply hose [mm]	Net weight [kg]
PGAS 1/600	507780	rear	ring	0.28	0.20	1	5	0.142

Collets



Group	For shank dia.		
	2.34 mm	3 mm	1/8 inch
	EAN 4007220		
1	196342	196359	196366

For dimensions see page 116.

Keys



Description	EAN 4007220
EM SW 7 mm	592885

Connecting set



Description	EAN 4007220
AS 1	351109

See page 67.

In-line fine filter



Description	EAN 4007220
SF 24 STG-IG 1/4	953259

See page 67.

Suitable PFERD tools

Catalogue section 2	Catalogue section 3*	Catalogue section 4*	Catalogue section 5
TC burs Cut 3 PLUS, 4, 5, ALU, INOX, MICRO Dia. up to 3 mm Shank dia. 3 mm HSS rotary cutters Special cuts Dia. 1.6 mm Shank dia. 3 mm	Mounted points Shank dia. 3 mm: Dia. up to 6 mm Dia. 6 to 8 mm Width ≤ 16 mm Dia. 8 to 13 mm Width ≤ 3 mm	Poliflex fine grinding points Shank dia. 3 mm Bonds: GR Dia. up to 4 mm GHR, LR, TX Dia. up to 8 mm LHR Dia. up to 10 mm	Diamond grinding points Dia. 3.0 to 5.5 mm Shank dia. 3 mm CBN grinding points Dia. 5.0 to 5.5 mm Shank dia. 3 mm


*Catalogue sections 3/4: This data applies to an unsupported shank length of 10 mm and the max. stated mounted point dimensions.

Note: Please observe the recommended cutting speeds and the max. permitted rotational speeds in catalogue sections 2–8.



PGAS 1/550

55,000 RPM / 100 watts



PFERDVALUE:



Special features:

- Very slim machine housing.
- Light, easy to handle.

Included in delivery:

0.75 m exhaust hose and 2 m air supply hose with 1/4" male threaded connection and threaded quick coupling (STGI), 3 mm collet, 2 keys.

Description	EAN 4007220	Exhaust direction	Throttle type	Air consumption at idling speed [m³/min]	Air consumption under load [m³/min]	Collet group	Inner dia. of air supply hose [mm]	Net weight [kg]
PGAS 1/550	896600	rear	ring	0.25	0.12	15	5	0.091

Collets



Group	For shank dia.		
	3 mm	3/32 inch	1/8 inch
	EAN 4007220		
15	851814	851838	851821

For dimensions see page 116.

Keys



Description	EAN
DM SW 6/8 mm	851791

Connecting set



Description	EAN
AS 1	351109

See page 67.

In-line fine filter



Description	EAN
SF 24 STG-IG 1/4	953259

See page 67.

Suitable PFERD tools

Catalogue section 2	Catalogue section 3*	Catalogue section 4*	Catalogue section 5
TC burrs Cut 3 PLUS, 4, 5, ALU, INOX, MICRO Dia. up to 3 mm Shank dia. 3 mm HSS rotary cutters Special cuts Dia. up to 1.6 mm Shank dia. 3 mm	Mounted points Shank dia. 3 mm: Dia. up to 8 mm Dia. 8 to 10 mm Width ≤ 16 mm Dia. 10 to 16 mm Width ≤ 4 mm	Poliflex fine grinding points Shank dia. 3 mm Bonds: GR Dia. up to 4 mm GHR, LR, TX Dia. up to 6 mm LHR Dia. up to 8 mm GHR, LR, TX, LHR Dia. up to 10 mm	Diamond grinding points Dia. 2.8 to 5.5 mm Shank dia. 3 mm CBN grinding points Dia. up to 5.5 mm Shank dia. 3 mm

*Catalogue sections 3/4: This data applies to an unsupported shank length of 10 mm and the max. stated mounted point dimensions.

Note: Please observe the recommended cutting speeds and the max. permitted rotational speeds in catalogue sections 2–8.





Special features:

- Light, easy to handle.

Included in delivery:

PG 3/500 S


3 m air supply hose with 1/4" male threaded connection and threaded quick coupling (STGI), 6 mm collet, 2 keys.

PGAS 3/500 HV

1 m exhaust hose and 3 m air supply hose with 1/4" male threaded connection and threaded quick coupling (STGI), 6 mm collet, 2 keys.

PG 3/500 S PGAS 3/500 HV

50,000 RPM / 200 watts



PFERDVALUE:



Description	EAN 4007220	Exhaust direction	Throttle type	Air consumption at idling speed [m³/min]	Air consumption under load [m³/min]	Collet group	Inner dia. of air supply hose [mm]	Net weight [kg]
PG 3/500 S	286326	front	push-pull	0.45	0.24	5	8.5	0.370
PGAS 3/500 HV	286333	rear	lever	0.45	0.24	5	8.5	0.460

Collets



Group	For shank dia.		
	3 mm, 1/8 inch	6 mm	1/4 inch
	EAN 4007220		
5	299944	299951	606032

For dimensions see page 116.

Keys



Description	EAN 4007220
EM SW 7/16"	300480
EM SW 9/16"	186831

Connecting set



Description	EAN 4007220
AS 3	351123

See page 67.

In-line fine filter



Description	EAN 4007220
SF 24 STG-IG 1/4	953259

See page 67.

Suitable PFERD tools

Catalogue section 2	Catalogue section 3*	Catalogue section 4*	Catalogue section 5
TC burs Cut 3 PLUS, 4, 5, ALU, INOX, MICRO, TITANIUM Dia. up to 3 mm Shank dia. 3 mm HSS rotary cutters Special cuts Dia. up to 1.6 mm Shank dia. 3 mm	Mounted points Shank dia. 3 mm: Dia. up to 8 mm Dia. 8 to 10 mm Width ≤ 16 mm Dia. 10 to 16 mm Width ≤ 4 mm Shank dia. 6 mm: Dia. up to 10 mm Dia. 10 to 16 mm Width ≤ 32 mm	Poliflex fine grinding points Shank dia. 3 + 6 mm Bonds: GR Dia. up to 4 mm GHR, LR, TX Dia. up to 10 mm LHR Dia. up to 15 mm Abrasive spiral bands and rubber drum holders Dia. up to 8 mm	Diamond grinding points Dia. 3.5 to 7.0 mm Shank dia. 3 + 6 mm CBN grinding points Dia. 6.0 to 9.0 mm Shank dia. 3 + 6 mm

If no shank diameter is given, the shank dia. of 6 mm applies.

*Catalogue sections 3/4: This data applies to an unsupported shank length of 10 mm and the max. stated mounted point dimensions.

Note: Please observe the recommended cutting speeds and the max. permitted rotational speeds in catalogue sections 2–8.



PGAS 3/440 DH PGZA 3/440 PGZA 3/440 E

44,000 RPM / 250 watts



Special features:

PGAS 3/440 DH

- Ergonomic handle design for optimum power transmission, especially in the axial direction.

PGZA 3/440


- With reinforced drive housing for attaching the straight grinder in stationary applications with support or in robot applications.

PGZA 3/440 E

- Drive with elastically mounted drive unit.

Included in delivery:

0.75 m exhaust hose and 2 m air supply hose without nozzle, 6 mm collet, 2 keys.



PGZA 3/440 = ø 26
PGZA 3/440 E = ø 32

PFERDVALUE:
PGAS 3/440 DH



PGZA 3/440 E



Description	EAN 4007220	Exhaust direction	Throttle type	Air consumption at idling speed [m³/min]	Air consumption under load [m³/min]	Collet group	Inner dia. of air supply hose [mm]	Net weight [kg]
PGAS 3/440 DH	176603	rear	ring/lever	0.55	0.35	6	8	0.340
PGZA 3/440	176580	rear	ring	0.55	0.35	6	8	0.450
PGZA 3/440 E	176597	rear	ring	0.55	0.35	6	8	0.556

Collets



Group	For shank dia.					
	3 mm	6 mm	8 mm	3/32 inch	1/8 inch	1/4 inch
	EAN 4007220					
6	212875	212851	212936	234969	212882	212868

For dimensions see page 116.

Keys



Description	EAN 4007220
EM SW 11 mm	206812
EM SW 14 mm	206836

Connecting set



Description	EAN 4007220
AS 2	351116

See page 67.

In-line fine filter



Description	EAN 4007220
SF 24 STG-T8	809020

See page 67.

Support



Description	EAN 4007220	For drive
SU-D32	208403	PGZA 3/440 E
SU-D26	208410	PGZA 3/440

Frequency damper



Frequency damper
FD 37-8-23,5 to make use
much easier on the ears.
See page 67.



Suitable PFERD tools

Catalogue section 2	Catalogue section 3*	Catalogue section 4*	Catalogue section 5	Catalogue section 6
TC burrs Cut 3 PLUS, 4, 5, ALU, INOX, MICRO, TITANIUM Dia. up to 4 mm HSS rotary cutters Special cuts Dia. up to 2.3 mm	Mounted points Shank dia. 3 mm: Dia. up to 10 mm Dia. 10 to 13 mm Width ≤ 13 mm Dia. 13 to 20 mm Width ≤ 6 mm	Shank dia. 6 mm: Dia. up to 10 mm Dia. 10 to 16 mm Width ≤ 32 mm Dia. 16 to 20 mm Width ≤ 25 mm Poliflex fine grinding points Shank dia. 3 + 6 mm Bonds: GR Dia. up to 6 mm GHR Dia. up to 15 mm LR Dia. up to 12 mm	TX Dia. up to 10 mm LHR Dia. up to 20 mm Abrasive spiral bands and rubber drum holders Dia. up to 13 mm	Diamond grinding points Dia. 3.5 to 8.0 mm Shank dia. 3 + 6 mm CBN grinding points Dia. 7.0 to 10.0 mm Shank dia. 3 + 6 mm Cut-off wheels EHT Dia. 30 mm matching arbor BO SPG 6/6 0-10 Snagging wheels ER Dia. 30 mm matching arbor BO SPG 6/6 0-10

If no shank diameter is given, the shank dia. of 6 mm applies.

***Catalogue sections 3/4:** This data applies to an unsupported shank length of 10 mm and the max. stated mounted point dimensions.

Note: Please observe the recommended cutting speeds and the max. permitted rotational speeds in catalogue sections 2-8.



Special features:

- Easy to handle and guide.
- Drive available with anti-clockwise rotation on request.

Included in delivery:

2 m air supply hose without nozzle,
6 mm collet, 2 keys.

PG 3/380 DH

38,000 RPM / 220 watts



PFERDVALUE:



Description	EAN 4007220	Exhaust direction	Throttle type	Air consumption at idling speed [m³/min]	Air consumption under load [m³/min]	Collet group	Inner dia. of air supply hose [mm]	Net weight [kg]
PG 3/380 DH	176627	front	ring/lever	0.55	0.35	6	8	0.310

Collets



Group	For shank dia.					
	3 mm	6 mm	8 mm	3/32 inch	1/8 inch	1/4 inch
	EAN 4007220					
6	212875	212851	212936	234969	212882	212868

For dimensions see page 116.

Keys



Description	EAN 4007220
EM SW 11 mm	206812
EM SW 14 mm	206836

Connecting set



Description	EAN 4007220
AS 2	351116

See page 67.

In-line fine filter



Description	EAN 4007220
SF 24 STG-T8	809020

See page 67.

Suitable PFERD tools

Catalogue section 2	Catalogue section 3*	Catalogue section 4*	Catalogue section 5	Catalogue section 6
TC burrs Cut 3, 3 PLUS, 4, 5, STEEL, INOX, NON-FERROUS, CAST, MICRO, FVK, FVKS, PLAST, ALLROUND Dia. 4 to 6 mm HSS rotary cutters Special cuts Dia. up to 2.3 mm	Mounted points Shank dia. 3 mm: Dia. up to 10 mm Dia. 10 to 13 mm Width ≤ 13 mm Dia. 13 to 20 mm Width ≤ 6 mm Shank dia. 6 mm: Dia. up to 10 mm Dia. 10 to 16 mm Width ≤ 40 mm Dia. 16 to 20 mm Width ≤ 32 mm	Poliflex fine grinding points Shank dia. 3 + 6 mm Bonds: GR Dia. up to 6 mm GHR, LR, TX Dia. up to 15 mm LHR Dia. up to 20 mm Abrasive spiral bands and rubber drum holders Dia. up to 15 mm	Diamond grinding points Dia. 4.0 to 9.0 mm Shank dia. 3 + 6 mm CBN grinding points Dia. 8.0 to 13.0 mm Shank dia. 3 + 6 mm	Cut-off wheels EHT Dia. up to 40 mm matching arbor BO SPG 6/6 0-10 Snagging wheels ER Dia. up to 40 mm matching arbor BO SPG 6/6 0-10

If no shank diameter is given, the shank dia. of 6 mm applies.

***Catalogue sections 3/4:** This data applies to an unsupported shank length of 10 mm and the max. stated mounted point dimensions.

Note: Please observe the recommended cutting speeds and the max. permitted rotational speeds in catalogue sections 2–8.



PGAS 4/350 E

35,000 RPM / 290 watts



PFERDVALUE:



Special features:

- Elastically mounted spindle guarantees a longer service life, especially when using TC burrs.
- Low-vibration use.

Included in delivery:

1 m exhaust hose and 2.5 m air supply hose with 1/4" male threaded connection and threaded quick coupling (STGI), 6 mm collet, 2 keys.

Description	EAN 4007220	Exhaust direction	Throttle type	Air consumption at idling speed [m³/min]	Air consumption under load [m³/min]	Collet group	Inner dia. of air supply hose [mm]	Net weight [kg]
PGAS 4/350 E	896693	rear	ring	0.70	0.45	6	8	0.500

Collets



Group	For shank dia.					
	3 mm	6 mm	8 mm	3/32 inch	1/8 inch	1/4 inch
	EAN 4007220					
6	212875	212851	212936	234969	212882	212868

For dimensions see page 116.

Keys



Description	EAN 4007220
EM SW 11 mm	206812
EM SW 14 mm	206836

Connecting set



Description	EAN 4007220
AS 2	351116

See page 67.

In-line fine filter



Description	EAN 4007220
SF 24 STG-IG 1/4	953259

See page 67.

Suitable PFERD tools

Catalogue section 2	Catalogue section 3*	Catalogue section 4*	Catalogue section 5	Catalogue section 6
TC burrs Cut 3, 3 PLUS, 4, 5, STEEL, INOX, NON-FERROUS, CAST, MICRO, FVK, FVKS, PLAST, ALLROUND Dia. 4 to 6 mm HSS rotary cutters Special cuts Dia. up to 2.3 mm	Mounted points Shank dia. 3 mm: Dia. up to 20 mm Dia. 20 to 25 mm Width ≤ 6 mm Shank dia. 6 mm: Dia. up to 13 mm Dia. 13 to 16 mm Width ≤ 40 mm Dia. 16 to 25 mm Width ≤ 25 mm	Poliflex fine grinding points Shank dia. 3 + 6 mm Bonds: GR, PUR Dia. up to 8 mm GHR, LR, TX Dia. up to 16 mm LHR Dia. up to 20 mm Abrasive spiral bands and rubber drum holders Dia. up to 15 mm	Diamond grinding points Dia. 4.5 to 10.0 mm Shank dia. 3 + 6 mm CBN grinding points Dia. 8.0 to 14.0 mm Shank dia. 3 + 6 mm	Cut-off wheels EHT Dia. up to 40 mm matching arbor BO SPG 6/6 0-10 Snagging wheels ER Dia. up to 40 mm matching arbor BO SPG 6/6 0-10

If no shank diameter is given, the shank dia. of 6 mm applies.

*Catalogue sections 3/4: This data applies to an unsupported shank length of 10 mm and the max. stated mounted point dimensions.

Note: Please observe the recommended cutting speeds and the max. permitted rotational speeds in catalogue sections 2–8.





Special features:

- Good power transmission in the axial direction.
- Very easy to handle and guide.
- Good power output with compact design.

Included in delivery:

0.75 m exhaust hose and 2 m air supply hose without nozzle, 6 mm collet, 2 keys.

PGAS 5/280 HV

28,000 RPM / 370 watts



Description	EAN 4007220	Exhaust direction	Throttle type	Air consumption at idling speed [m³/min]	Air consumption under load [m³/min]	Collet group	Inner dia. of air supply hose [mm]	Net weight [kg]
PGAS 5/280 HV	176733	rear	lever	0.85	0.60	6	8	0.620

Collets



Group	For shank dia.					
	3 mm	6 mm	8 mm	3/32 inch	1/8 inch	1/4 inch
	EAN 4007220					
6	212875	212851	212936	234969	212882	212868

For dimensions see page 116.

Keys



Description	EAN 4007220
EM SW 11 mm	206812
EM SW 14 mm	206836

Connecting set



Description	EAN 4007220
AS 2	351116

See page 67.


In-line fine filter



Description	EAN 4007220
SF 24 STG-T8	809020

See page 67.

Frequency damper



Frequency damper
FD 47-8-30,5 to make use
much easier on the ears.
See page 67.



Suitable PFERD tools

Catalogue section 2	Catalogue section 3*	Catalogue section 4*	Catalogue section 5	Catalogue section 6
TC burrs Cut 3, 3 PLUS, 4, 5, STEEL, INOX, NON-FERROUS, CAST, MICRO, TITANIUM Dia. 4 to 6 mm Cut 1, ALU, FVK, FVKS, PLAST, ALLROUND Dia. 6 to 12 mm HSS rotary cutters Special cuts Dia. 3.2 mm	Mounted points Shank dia. 3 mm: Dia. up to 20 mm Dia. 20 to 25 mm Width ≤ 16 mm Shank dia. 6 mm: Dia. up to 13 mm Dia. 13 to 25 mm Width ≤ 40 mm Dia. 25 to 32 mm Width ≤ 20 mm Shank dia. 8 mm: Dia. up to 32 mm Width ≤ 40 mm	Poliflex fine grinding points Shank dia. 3 + 6 mm Bonds: GR, PUR Dia. up to 10 mm GHR, LR, TX, LHR Dia. up to 20 mm Abrasive spiral bands and rubber drum holders Dia. up to 19 mm POLICAP Dia. up to 7 mm Shank dia. 3 + 6 mm Mounted flap wheels Dia. up to 20 mm Shank dia. 3 + 6 mm POLINOX unitized wheels PNER Dia. 25 mm	Diamond grinding points Dia. 5.5 to 12.0 mm CBN grinding points Dia. 10.0 to 15.0 mm Diamond cut-off wheels Dia. 30 to 50 mm matching arbors BO 6/10 3 BO 8/10 3	Cut-off wheels EHT Dia. 30 mm matching arbor BO 6/6 0-4 Dia. up to 50 mm matching arbor BO SPG 6/6 0-10 Snagging wheels ER Dia. 30 mm matching arbor BO 6/6 3-10 Dia. up to 50 mm matching arbors BO SPG 6/6 0-10 BO SPG 6/10 0-10

If no shank diameter is given, the shank dia. of 6 mm applies.

*Catalogue sections 3/4: This data applies to an unsupported shank length of 10 mm and the max. stated mounted point dimensions.

Note: Please observe the recommended cutting speeds and the max. permitted rotational speeds in catalogue sections 2–8.



PG 3/250 S

25,000 RPM / 225 watts



Special features:

- Small design.
- Light, easy to handle.
- Constant power delivery due to the centrifugal governor.

Included in delivery:

3 m air supply hose with 1/4" male threaded connection and threaded quick coupling (STGI), 6 mm collet, 2 keys.

Description	EAN 4007220	Exhaust direction	Throttle type	Air consumption at idling speed [m³/min]	Air consumption under load [m³/min]	Collet group	Inner dia. of air supply hose [mm]	Net weight [kg]
PG 3/250 S	286340	front	push-pull	0.21	0.49	5	8.5	0.370

Collets



Group	For shank dia.		
	3 mm, 1/8 inch	6 mm	1/4 inch
	EAN 4007220		
5	299944	299951	606032

For dimensions see page 116.

Keys



Description	EAN 4007220
EM SW 7/16"	300480
EM SW 9/16"	186831

Connecting set



Description	EAN 4007220
AS 2	351116

See page 67.

In-line fine filter



Description	EAN 4007220
SF 24 STG-IG 1/4	953259

See page 67.

Suitable PFERD tools

Catalogue section 2	Catalogue section 3*	Catalogue section 4*	Catalogue section 5	Catalogue section 6
TC burrs Cut 3, 3 PLUS, 4, 5, STEEL, INOX, NON-FERROUS, CAST, MICRO, ALLROUND Dia. 4 to 6 mm Cut 1, ALU, FVK, FVKS, PLAST, ALLROUND, TITANIUM Dia. 6 to 12 mm HSS rotary cutters Special cuts Dia. 3.2 mm	Mounted points Shank dia. 3 mm: Dia. up to 20 mm Dia. 20 to 25 mm Width ≤ 16 mm Shank dia. 6 mm: Dia. up to 13 mm Dia. 13 to 25 mm Width ≤ 40 mm Dia. 25 to 32 mm Width ≤ 20 mm	Poliflex fine grinding points Shank dia. 3 + 6 mm Bonds: GR, PUR Dia. up to 10 mm GHR, LR, TX, LHR Dia. up to 20 mm Abrasive spiral bands and rubber drum holders Dia. up to 19 mm POLICAP Dia. up to 7 mm Shank dia. 3 + 6 mm Mounted flap wheels Dia. up to 20 mm Shank dia. 3 + 6 mm POLINOX unitized wheels PNER Dia. 25 mm	Diamond grinding points Dia. 5.5 to 12.0 mm CBN grinding points Dia. 10.0 to 15.0 mm Diamond cut-off wheels Dia. 30 to 50 mm matching arbors BO 6/10 3 BO 8/10 3	Cut-off wheels EHT Dia. 30 mm matching arbor BO 6/6 0-4 Snagging wheels ER Dia. 30 mm matching arbor BO 6/6 3-10

If no shank diameter is given, the shank dia. of 6 mm applies.

***Catalogue sections 3/4:** This data applies to an unsupported shank length of 10 mm and the max. stated mounted point dimensions.

Note: Please observe the recommended cutting speeds and the max. permitted rotational speeds in catalogue sections 2–8.



Special features:

- Elastically suspended spindle.
- Low-vibration use.
- Very high stock removal rate.
- Particularly suitable for use with TC burrs.

Included in delivery:

1 m exhaust hose and 2.5 m air supply hose with 1/4" male threaded connection and threaded quick coupling (STGI), 6 mm collet, 2 keys.

PGAS 7/250 E-HV

25,000 RPM / 540 watts



PFERDVALUE:



Description	EAN 4007220	Exhaust direction	Throttle type	Air consumption at idling speed [m³/min]	Air consumption under load [m³/min]	Collet group	Inner dia. of air supply hose [mm]	Net weight [kg]
PGAS 7/250 E-HV	948880	rear	lever	0.95	0.72	16	8	0.870

Collets



Group	For shank dia.			
	6 mm	8 mm	10 mm	1/4 inch
	EAN 4007220			
16	956984	957004	957028	957035

For dimensions see page 116.

Keys



Description	EAN 4007220
EM SW 17 mm	204542
DM SW 20/22 mm	957059

Connecting set



Description	EAN 4007220
AS 2	351116

See page 67.

In-line fine filter



Description	EAN 4007220
SF 24 STG-IG 1/4	953259

See page 67.

Suitable PFERD tools

Catalogue section 2	Catalogue section 3*	Catalogue section 4*	Catalogue section 5	Catalogue section 6
TC burrs Cut 3, 3 PLUS, 4, 5, STEEL, INOX, NON-FERROUS, CAST, MICRO, ALLROUND Dia. 6 mm Cut 1, ALU, FVK, FVKS, PLAST, ALLROUND Dia. 8 to 12 mm HSS rotary cutters Cut 3, Special cuts Dia. up to 4 mm	Mounted points Shank dia. 6 mm: Dia. up to 13 mm Dia. 13 to 20 mm Width ≤ 50 mm Dia. 20 to 32 mm Width ≤ 32 mm Shank dia. 8 mm: Dia. up to 32 mm Width ≤ 40 mm	Poliflex fine grinding points Bonds: GR, PUR Dia. up to 10 mm GHR, LR, TX, LHR Dia. up to 20 mm Abrasive spiral bands and rubber drum holders Dia. up to 22 mm Mounted flap wheels Dia. up to 15 mm Shank dia. 3 + 6 mm POLICAP Dia. up to 10 mm POLINOX unitized wheels PNER Dia. 25 mm Felt points Dia. up to 6 mm	Diamond grinding points Dia. 6.0 to 12.0 mm CBN grinding points Dia. 12.0 to 18.0 mm Diamond cut-off wheels Dia. 30 to 50 mm matching arbors BO 6/10 3 BO 8/10 3	Cut-off wheels EHT Dia. 30 mm matching arbor BO 6/6 0-4 Snagging wheels ER Dia. 30 mm matching arbor BO 6/6 3-10

If no shank diameter is given, the shank dia. of 6 mm applies.


*Catalogue sections 3/4: This data applies to an unsupported shank length of 10 mm and the max. stated mounted point dimensions.

Note: Please observe the recommended cutting speeds and the max. permitted rotational speeds in catalogue sections 2–8.



PGAS 5/230 HV PGAS 5/230 VE-HV

with oil: 23,000 RPM / 370 watts
without oil: 18,000 RPM / 340 watts



Special features:

- No oil residues on the workpiece.

PGAS 5/230 HV

- Compact design.

PGAS 5/230 VE-HV

- Elastically suspended spindle.

Included in delivery:

0.75 m exhaust hose and 2 m air supply hose without nozzle, 6 mm collet, 2 keys.

PFERDVALUE:

PGAS 5/230 HV



PGAS 5/230 VE-HV



Description	EAN 4007220	Exhaust direction	Throttle type	Air consumption at idling speed [m³/min]	Air consumption under load [m³/min]	Collet group	Inner dia. of air supply hose [mm]	Net weight [kg]
PGAS 5/230 HV	235294	rear	lever	0.85	0.63	6	8	0.620
PGAS 5/230 VE-HV	235300	rear	lever	0.85	0.63	6	8	0.840

Collets



Group	For shank dia.					
	3 mm	6 mm	8 mm	3/32 inch	1/8 inch	1/4 inch
	EAN 4007220					
6	212875	212851	212936	234969	212882	212868

For dimensions see page 116.

Keys



Description	EAN 4007220
EM SW 11 mm	206812
EM SW 14 mm	206836

Connecting set



Description	EAN 4007220
AS 2	351116

See page 67.

In-line fine filter



Description	EAN 4007220
SF 24 STG-T8	809020

See page 67.

Frequency damper



Frequency damper
FD 47-8-30,5 to make use
much easier on the ears.
See page 67.



Suitable PFERD tools

Catalogue section 2	Catalogue section 3*	Catalogue section 4*	Catalogue section 5	Catalogue section 6	
TC burrs Cut 3, 3 PLUS, 4, 5, STEEL, INOX, NON-FERROUS, CAST, TOUGH, TOUGH-S, MICRO, ALLROUND, TITANIUM Dia. 6 mm Cut 1, ALU, FVK, FVKS, PLAST, ALLROUND, TITANIUM Dia. 8 to 12 mm HSS rotary cutters Cut 3, Special cuts Dia. up to 4 mm	Mounted points Shank dia. 6 mm: Dia. up to 13 mm Dia. 13 to 32 mm Width ≤ 32 mm Dia. 32 to 40 mm Width ≤ 20 mm Shank dia. 8 mm: Dia. up to 32 mm Width ≤ 40 mm	Poliflex fine grinding points Bonds: GR, PUR Dia. up to 12 mm GHR, LR, TX Dia. up to 20 mm LHR Dia. up to 30 mm Poliflex fine grinding discs Bond: TX Dia. up to 25 mm Abrasive spiral bands and rubber drum holders Dia. up to 22 mm	Mounted flap wheels Dia. up to 20 mm POLICAP Dia. up to 10 mm POLIROLL Dia. up to 6 mm POLINOX unitized wheels PNER Dia. 25 mm Felt points Dia. up to 8 mm	Diamond grinding points Dia. 7.0 to 15.0 mm CBN grinding points Dia. 12.0 to 20.0 mm Diamond cut-off wheels Dia. 30 to 50 mm matching arbors BO 6/10 3 BO 8/10 3	Cut-off wheels EHT Dia. up to 40 mm matching arbor BO 6/6 0-4 Dia. up to 50 mm matching arbor BO SPG 6/6 0-10 Snagging wheels ER Dia. up to 40 mm matching arbor BO 6/6 3-10 Dia. up to 50 mm matching arbors BO SPG 6/6 0-10 BO SPG 6/10 0-10

If no shank diameter is given, the shank dia. of 6 mm applies.

*Catalogue sections 3/4: This data applies to an unsupported shank length of 10 mm and the max. stated mounted point dimensions.

Note: Please observe the recommended cutting speeds and the max. permitted rotational speeds in catalogue sections 2–8.



Special features:

- Compact design.

Included in delivery:

PG 8/220 HV

3 m air supply hose with 1/4" male threaded connection and threaded quick coupling (STGI), 6 mm collet, 2 keys.

PGAS 8/220 HV

1 m exhaust hose and 3 m air supply hose with 1/4" male threaded connection and threaded quick coupling (STGI), 6 mm collet, 2 keys.

PG 8/220 HV PGAS 8/220 HV

22,000 RPM / 600 watts



Description	EAN	Exhaust direction	Throttle type	Air consumption at idling speed [m³/min]	Air consumption under load [m³/min]	Collet group	Inner dia. of air supply hose [mm]	Net weight [kg]
PG 8/220 HV	450840	front	lever	0.95	0.85	7	8.5	0.950
PGAS 8/220 HV	286401	rear	lever	0.95	0.85	7	8.5	1.000

Collets



Group	For shank dia.			
	3 mm, 1/8 inch	6 mm	8 mm	1/4 inch
	EAN 4007220			
7	187074	186855	187050	187067

For dimensions see page 116.

Keys



Description	EAN
EM SW 9/16"	186831
EM SW 3/4"	186848

Connecting set



Description	EAN
AS 3	351123

See page 67.

In-line fine filter



Description	EAN
SF 24 STG-IG 1/4	953259

See page 67.

Frequency damper



Frequency damper FD 47-8-28 ID for PGAS 8/220 HV to make use much easier on the ears. See page 67.



Suitable PFERD tools

Catalogue section 2	Catalogue section 3*	Catalogue section 4*		Catalogue section 5	Catalogue section 6
TC burs Cut 3, 3 PLUS, 4, 5, STEEL, INOX, NON-FERROUS, CAST, TOUGH, TOUGH-S, MICRO, ALLROUND Dia. 6 to 10 mm Cut 1, ALU, FVK, FVKS, PLAST, EDGE, TITANIUM Dia. 10 to 16 mm	Mounted points Shank dia. 6 mm: Dia. up to 16 mm Dia. 16 to 32 mm Width ≤ 32 mm Dia. 32 to 40 mm Width ≤ 20 mm Shank dia. 8 mm: Dia. up to 32 mm Width ≤ 40 mm	Poliflex fine grinding points Bonds: GR, PUR Dia. up to 12 mm GHR, LR, TX, LHR Dia. up to 25 mm Poliflex discs Bond TX Dia. 25 mm Dia. 40 mm	Abrasive spiral bands and rubber drum holders Dia. up to 22 mm POLICAP Dia. up to 11 mm Mounted flap wheels Dia. up to 20 mm POLINOX unitized wheels PNER Dia. 25 mm Felt points Dia. up to 8 mm	Diamond grinding points Dia. 7.0 to 15.0 mm CBN grinding points Dia. 13.0 to 20.0 mm Diamond cut-off wheels Dia. 30 to 50 mm	Cut-off wheels EHT Dia. up to 40 mm matching arbor BO 6/6 0-4 Snagging wheels ER Dia. up to 40 mm matching arbor BO 6/6 3-10

If no shank diameter is given, the shank dia. of 6 mm applies.


*Catalogue sections 3/4: This data applies to an unsupported shank length of 10 mm and the max. stated mounted point dimensions.

Note: Please observe the recommended cutting speeds and the max. permitted rotational speeds in catalogue sections 2–8.



PG 8/220 V-HV PGAS 8/220 VS-HV

22,000 RPM / 600 watts



PFERDVALUE:
PGAS 8/220 VS-HV



Special features:

PG 8/220 V-HV

- Alternative drive with anti-clockwise rotation available.
- Supported version SU-D32 available on request.

PGAS 8/220 VS-HV

- Particularly slim drive extension.

Included in delivery:

PG 8/220 V-HV


3 m air supply hose with 1/4" male threaded connection and threaded quick coupling (STGI), 6 mm collet, 2 keys (incl. EM SW 9/16", EM SW 3/4").

PGAS 8/220 VS-HV

1 m exhaust hose and 3 m air supply hose with 1/4" male threaded connection and threaded quick coupling (STGI), 6 mm collet, 2 keys (incl. EM SW 7/16", EM SW 9/16").

Description	EAN 4007220	Exhaust direction	Throttle type	Air consumption at idling speed [m³/min]	Air consumption under load [m³/min]	Collet group	Inner dia. of air supply hose [mm]	Net weight [kg]
PG 8/220 V-HV	177167	front	lever	0.95	0.85	7	8.5	1.400
PGAS 8/220 VS-HV	836859	rear	lever	0.95	0.85	5	8.5	1.170

Collets



Group	For shank dia.			
	3 mm, 1/8 inch	6 mm	8 mm	1/4 inch
	EAN 4007220			
5	299944	299951	-	606032
7	187074	186855	187050	187067

For dimensions see page 116.

Keys



Description	EAN 4007220
EM SW 7/16"	300480
EM SW 9/16"	186831
EM SW 3/4"	186848

Connecting set



Description	EAN 4007220
AS 3	351123

See page 67.

In-line fine filter



Description	EAN 4007220
SF 24 STG-IG 1/4	953259

See page 67.

Frequency damper



Frequency damper
FD 47-8-28 ID for
PGAS 8/220 VS-HV to make
use much easier on the ears.
See page 67.



Suitable PFERD tools

Catalogue section 2	Catalogue section 3*	Catalogue section 4*		Catalogue section 5	Catalogue section 6
TC burs Cut 3, 3 PLUS, 4, 5, STEEL, INOX, NON- FERROUS, CAST, TOUGH, TOUGH-S, MICRO, TITANIUM, ALLROUND Dia. 6 to 10 mm Cut 1, ALU, FVK, FVKs, PLAST, EDGE, ALLROUND Dia. 10 to 16 mm	Mounted points Shank dia. 6 mm: Dia. up to 16 mm Dia. 16 to 32 mm Width ≤ 32 mm Dia. 32 to 40 mm Width ≤ 20 mm Shank dia. 8 mm: Dia. up to 32 mm Width ≤ 40 mm	Poliflex fine grinding points Bonds: GR, PUR Dia. up to 12 mm GHR, LR, TX, LHR Dia. up to 25 mm Poliflex discs Bond TX Dia. 25 mm Dia. 40 mm	Abrasive spiral bands and rubber drum holders Dia. up to 22 mm POLICAP Dia. up to 11 mm Mounted flap wheels Dia. up to 20 mm POLINOX unitized wheels PNER Dia. 25 mm Felt points Dia. up to 8 mm	Diamond grinding points Dia. 7.0 to 15.0 mm CBN grinding points Dia. 13.0 to 20.0 mm Diamond cut-off wheels Dia. 30 to 50 mm	Cut-off wheels EHT Dia. up to 40 mm matching arbor BO 6/6 0-4 Snagging wheels ER Dia. up to 40 mm matching arbor BO 6/6 3-10

If no shank diameter is given, the shank dia. of 6 mm applies.

***Catalogue sections 3/4:** This data applies to an unsupported shank length of 10 mm and the max. stated mounted point dimensions.

Note: Please observe the recommended cutting speeds and the max. permitted rotational speeds in catalogue sections 2-8.



Special features:

- Easy to handle and guide.
- With guide sleeve particularly suitable for use of TC burs for work on edges.

Included in delivery:


2 m air supply hose without nozzle,
6 mm collet, 2 keys.

PFERDVIDEO

You can find more information at
www.pferd.com.

PG 3/210 DH

21,000 RPM / 220 watts



PFERDVALUE:



Description	EAN 4007220	Exhaust direction	Throttle type	Air consumption at idling speed [m³/min]	Air consumption under load [m³/min]	Collet group	Inner dia. of air supply hose [mm]	Net weight [kg]
PG 3/210 DH	606315	front	ring/lever	0.67	0.48	6	8	0.430

Collets



Group	For shank dia.					
	3 mm	6 mm	8 mm	3/32 inch	1/8 inch	1/4 inch
	EAN 4007220					
6	212875	212851	212936	234969	212882	212868

For dimensions see page 116.

Keys



Description	EAN 4007220
EM SW 11 mm	206812
EM SW 14 mm	206836

Connecting set



Description	EAN 4007220
AS 2	351116

See page 67.


In-line fine filter



Description	EAN 4007220
SF 24 STG-T8	809020

See page 67.

Guide plate and sleeve



Item no.	Description	EAN 4007220
1	EPF PG 3/210	967676
2	EFH PG 3/210	948897

Suitable PFERD tools

Catalogue section 2	Catalogue section 3*	Catalogue section 4*	Catalogue section 6
TC burs Cut 3, 3 PLUS, 4, 5, STEEL, INOX, NON-FERROUS, CAST, TOUGH, TOUGH-S, MICRO, FVK, FVKS, PLAST, TITANIUM, ALLROUND Dia. 6 to 10 mm EDGE cut Dia. 16 mm This drive is particularly well suited for use of TC burs with EDGE cut. HSS rotary cutters Cut 3, Special cuts Dia. up to 5 mm	Mounted points Shank dia. 6 mm: Dia. up to 16 mm Dia. 16 to 32 mm Width ≤ 32 mm Dia. 32 to 40 mm Width ≤ 20 mm Shank dia. 8 mm: Dia. up to 32 mm Width ≤ 40 mm	Poliflex fine grinding points Bonds: GR, PUR Dia. up to 15 mm GHR, LR, TX, LHR Dia. up to 25 mm POLIROLL Dia. up to 6 mm Poliflex fine grinding discs Bond: TX Dia. 25 mm Abrasive spiral bands and rubber drum holders Dia. up to 25 mm POLICAP Dia. up to 10 mm	Mounted flap wheels Dia. up to 20 mm Felt points Dia. up to 8 mm Catalogue section 5 Diamond grinding points Dia. 7.0 to 15.0 mm CBN grinding points Dia. 14.0 to 20.0 mm Diamond cut-off wheels Dia. 30 to 50 mm matching arbors BO 6/10 3 BO 8/10 3 Cut-off wheels EHT Dia. up to 40 mm matching arbor BO 6/6 0-4 Dia. up to 50 mm matching arbor BO SPG 6/6 0-10 Snagging wheels ER Dia. up to 40 mm matching arbor BO 6/6 3-10 Dia. up to 50 mm matching arbors BO SPG 6/6 0-10 BO SPG 6/10 0-10

If no shank diameter is given, the shank dia. of 6 mm applies.


***Catalogue sections 3/4:** This data applies to an unsupported shank length of 10 mm and the max. stated mounted point dimensions.

Note: Please observe the recommended cutting speeds and the max. permitted rotational speeds in catalogue sections 2–8.



PGAS 10/200 V-HV

20,000 RPM / 900 watts



Special features:

- Constant power delivery due to the centrifugal governor.
- Robust, slim, medium-duty drive.

Included in delivery:

1.7 m exhaust hose and 3 m air supply hose without nozzle, 6 mm collet, 2 keys.

Description	EAN 4007220	Exhaust direction	Throttle type	Air consumption at idling speed [m³/min]	Air consumption under load [m³/min]	Collet group	Inner dia. of air supply hose [mm]	Net weight [kg]
PGAS 10/200 V-HV	776889	rear	lever	0.75	1.20	8	9	1.600

Collets



Group	For shank dia.				
	6 mm	8 mm	10 mm	1/4 inch	3/8 inch
EAN 4007220					
8	213674	213704	213711	213681	213728

For dimensions see page 116.

Keys



Description	EAN 4007220
EM SW 14 mm	206836
EM SW 17 mm	204542

Connecting set



Description	EAN 4007220
AS 3	351123

See page 67.


In-line fine filter



Description	EAN 4007220
SF 24 STG-T9	809044

See page 67.

Frequency damper



Frequency damper
FD 47-9-30,5 to make use
much easier on the ears.
See page 67.



Suitable PFERD tools

Catalogue section 2	Catalogue section 3*	Catalogue section 4*	Catalogue section 5	Catalogue section 6	Catalogue section 8
TC burrs Cut 3, 3 PLUS, 4, 5, STEEL, INOX, NON- FERROUS, CAST, TOUGH, TOUGH-S, MICRO, ALLROUND Dia. 6 to 10 mm Cut 1, ALU, FVK, FVKS, PLAST, ALLROUND, EDGE ECS Dia. 10 to 16 mm HSS rotary cutters Cut 3, Special cuts Dia. up to 5 mm	Mounted points Shank dia. 6 mm: Dia. up to 40 mm Width ≤ 50 mm	Poliflex fine grinding points Bonds: GR, PUR Dia. up to 12 mm GHR, LR, TX, LHR Dia. up to 25 mm POLIROLL Dia. up to 6 mm Abrasive spiral bands and rubber drum holders Dia. up to 30 mm POLICAP Dia. up to 10 mm Mounted flap wheels Dia. up to 20 mm POLINOX unitized wheels PNER Dia. 25 mm Felt points Dia. up to 8 mm	Diamond grinding points Dia. 8.0 to 18.0 mm CBN grinding points Dia. 14.0 to 20.0 mm Diamond cut-off wheels Dia. 30 to 50 mm matching arbors BO 6/10 3 BO 8/10 3	Cut-off wheels EHT Dia. up to 40 mm matching arbor BO 6/6 0-4 Snagging wheels ER Dia. up to 40 mm matching arbor BO 6/6 3-10	Shank mounted wheel brushes knotted RBG dia. 76 mm

If no shank diameter is given, the shank dia. of 6 mm applies.

*Catalogue sections 3/4: This data applies to an unsupported shank length of 10 mm and the max. stated mounted point dimensions.

Note: Please observe the recommended cutting speeds and the max. permitted rotational speeds in catalogue sections 2–8.



Special features:

- Constant power delivery due to the centrifugal governor.

PGAS 5/180 HV

- Compact design.

PGAS 5/180 VE-HV


- Elastically suspended spindle.

Included in delivery:

0.75 m exhaust hose and 2 m air supply hose without nozzle, 6 mm collet, 2 keys.

PGAS 5/180 HV PGAS 5/180 VE-HV

18,000 RPM / 370 watts



PFERDVALUE:
PGAS 5/180 HV



PGAS 5/180 VE-HV



Description	EAN 4007220	Exhaust direction	Throttle type	Air consumption at idling speed [m³/min]	Air consumption under load [m³/min]	Collet group	Inner dia. of air supply hose [mm]	Net weight [kg]
PGAS 5/180 HV	176719	rear	lever	0.30	0.60	6	8	0.620
PGAS 5/180 VE-HV	176726	rear	lever	0.30	0.60	6	8	0.840

Collets



Group	For shank dia.					
	3 mm	6 mm	8 mm	3/32 inch	1/8 inch	1/4 inch
	EAN 4007220					
6	212875	212851	212936	234969	212882	212868

For dimensions see page 116.

Keys



Description	EAN 4007220
EM SW 11 mm	206812
EM SW 14 mm	206836

Connecting set



Description	EAN 4007220
AS 2	351116

See page 67.

In-line fine filter



Description	EAN 4007220
SF 24 STG-T8	809020

See page 67.

Frequency damper



Frequency damper
FD 47-8-30,5 to make use
much easier on the ears.
See page 67.

Suitable PFERD tools

Catalogue section 2	Catalogue section 3*	Catalogue section 4*	Catalogue section 5	Catalogue section 6
TC burrs Cut 3, 3 PLUS, 4, 5, STEEL, INOX, NON- FERROUS, CAST, TOUGH, TOUGH-S, MICRO, FVK, FVKS, PLAST, ALLROUND Dia. 8 to 12 mm HSS rotary cutters Cut 1, 2, 3, 5, Special cuts Dia. 2.3 to 6 mm	Mounted points Shank dia. 6 mm: Dia. up to 16 mm Dia. 16 to 32 mm Width ≤ 40 mm Dia. 32 to 50 mm Width ≤ 25 mm Shank dia. 8 mm: Dia. up to 32 mm Dia. 32 to 50 mm Width ≤ 50 mm	Poliflex fine grinding points Bonds: GR, PUR Dia. up to 15 mm GHR, LR, TX, LHR Dia. up to 30 mm Poliflex fine grinding discs Bond: TX Dia. 25 mm Abrasive spiral bands and rubber drum holders Dia. up to 30 mm	POLICAP Dia. up to 13 mm POLINOX cross buffs Dia. up to 25 mm Mounted flap wheels Dia. up to 40 mm POLISTAR Dia. 20 mm Felt points Dia. up to 10 mm	Diamond grinding points Dia. 8.0 to 18.0 mm CBN grinding points Dia. 18.0 to 20.0 mm Diamond cut-off wheels Dia. 40 to 50 mm matching arbors BO 6/10 3 BO 8/10 3 Cut-off wheels EHT Dia. up to 50 mm matching arbors BO 6/6 0-4 BO SPG 6/6 0-10 Snagging wheels ER Dia. up to 50 mm matching arbors BO 6/6 3-10 BO 8/10 6-20 BO SPG 6/6 0-10 BO SPG 6/10 0-10

If no shank diameter is given, the shank dia. of 6 mm applies.


*Catalogue sections 3/4: This data applies to an unsupported shank length of 10 mm and the max. stated mounted point dimensions.

Note: Please observe the recommended cutting speeds and the max. permitted rotational speeds in catalogue sections 2–8.



PGAS 9/180 V-HV

with oil: 18,000 RPM / 600 watts
without oil: 15,000 RPM / 550 watts



PFERDVALUE:



Special features:

- No oil residues on the workpiece.
- Constant power delivery due to the centrifugal governor.

Included in delivery:

1.7 m exhaust hose and 3 m air supply hose without nozzle, 6 mm collet, 2 keys.

Description	EAN 4007220	Exhaust direction	Throttle type	Air consumption at idling speed [m³/min]	Air consumption under load [m³/min]	Collet group	Inner dia. of air supply hose [mm]	Net weight [kg]
PGAS 9/180 V-HV	319765	rear	lever	0.90	1.35	8	9	1.600

Collets



Group	For shank dia.				
	6 mm	8 mm	10 mm	1/4 inch	3/8 inch
	EAN 4007220				
8	213674	213704	213711	213681	213728

For dimensions see page 116.

Keys



Description	EAN 4007220
EM SW 14 mm	206836
EM SW 17 mm	204542

Connecting set



Description	EAN 4007220
AS 3	351123

See page 67.

In-line fine filter



Description	EAN 4007220
SF 24 STG-T9	809044

See page 67.

Frequency damper



Frequency damper
FD 47-9-30,5 to make use
much easier on the ears.
See page 67.



Arbors



Description	EAN 4007220	Tool mounting [mm]
SDD 1016	348444	Dia. 10 x 16

The arbor replaces the collet and is used for direct mounting of tools with a centre hole diameter of 10 mm.

Suitable PFERD tools

Catalogue section 2	Catalogue section 3*	Catalogue section 4*	Catalogue section 5	Catalogue section 6	Catalogue section 8
TC burrs Cut 3, 3 PLUS, 4, 5, STEEL, INOX, NON-FERROUS, CAST, TOUGH, TOUGH-S, MICRO, FVK, FVKS, PLAST, ALLROUND Dia. 8 to 12 mm Cut 1, ALU, ALLROUND, EDGE Dia. 16 mm HSS rotary cutters Cut 1, 2, 3, 5, Special cuts Dia. 2.3 to 6 mm	Mounted points Shank dia. 6 mm: Dia. up to 16 mm Dia. 16 to 32 mm Width ≤ 40 mm Dia. 32 to 50 mm Width ≤ 25 mm Shank dia. 8 mm: Dia. up to 32 mm Dia. 32 to 50 mm Width ≤ 50 mm	Poliflex fine grinding points Bonds: GR, PUR Dia. up to 15 mm GHR, LR, TX, LHR Dia. up to 30 mm Abrasive spiral bands and rubber drum holders Dia. up to 30 mm Mounted flap wheels Dia. up to 40 mm POLISTAR Dia. up to 20 mm Felt points Dia. up to 10 mm	Diamond grinding points Dia. 8.0 to 18.0 mm CBN grinding points Dia. 18.0 to 20.0 mm Diamond cut-off wheels Dia. 40 to 50 mm matching arbors BO 6/10 3 BO 8/10 3	Cut-off wheels EHT Dia. up to 50 mm matching arbor BO 6/6 0-4 Snagging wheels ER Dia. up to 50 mm matching arbors BO 6/6 3-10 BO 8/10 6-20	Shank mounted end brushes crimped PBU dia. 10 to 15 mm knotted PBG dia. 19 to 30 mm Shank mounted wheel brushes crimped RBU dia. 20 to 30 mm

If no shank diameter is given, the shank dia. of 6 mm applies.

*Catalogue sections 3/4: This data applies to an unsupported shank length of 10 mm and the max. stated mounted point dimensions.

Note: Please observe the recommended cutting speeds and the max. permitted rotational speeds in catalogue sections 2–8.



Special features:

- Constant power delivery due to the centrifugal governor.

PG 8/160 HV

- Compact shape.

PGAS 8/160 VM-HV

- Slim drive extension.

Included in delivery:

PG 8/160 HV


3 m air supply hose with 1/4" male threaded connection and threaded quick coupling (STGI), 6 mm collet, 2 keys.

PGAS 8/160 VM-HV

1 m exhaust hose and 3 m air supply hose with 1/4" male threaded connection and threaded quick coupling (STGI), 6 mm collet, 2 keys.

PG 8/160 HV PGAS 8/160 VM-HV

16,000 RPM / 600 watts



PFERDVALUE:

PG 8/160 HV



PGAS 8/160 VM-HV



Description	EAN 4007220	Exhaust direction	Throttle type	Air consumption at idling speed [m³/min]	Air consumption under load [m³/min]	Collet group	Inner dia. of air supply hose [mm]	Net weight [kg]
PG 8/160 HV	536339	front	lever	0.34	0.85	7	8.5	0.950
PGAS 8/160 VM-HV	843079	rear	lever	0.34	0.85	7	8.5	1.200

Collets



Group	For shank dia.			
	3 mm, 1/8 inch	6 mm	8 mm	1/4 inch
	EAN 4007220			
7	187074	186855	187050	187067

For dimensions see page 116.

Keys



Description	EAN 4007220
EM SW 9/16"	186831
EM SW 3/4"	186848

Connecting set



Description	EAN 4007220
AS 3	351123

See page 67.

In-line fine filter



Description	EAN 4007220
SF 24 STG-IG 1/4	953259

See page 67.

Frequency damper



Frequency damper
FD 47-8-28 ID for
PGAS 8/160 VM-HV to make
use much easier on the ears.
See page 67.



Suitable PFERD tools

Catalogue section 2	Catalogue section 3*	Catalogue section 4*	Catalogue section 5	Catalogue section 6
TC burrs Cut 3, 3 PLUS, 4, 5, STEEL, INOX, NON-FERROUS, CAST, TOUGH, TOUGH-S, MICRO Dia. 8 to 12 mm Cut 1, ALU, ALLROUND, EDGE Dia. up to 16 mm HSS rotary cutters Cut 1, 2, 3, 5, Special cuts Dia. 2.3 to 6 mm	Mounted points Shank dia. 6 mm: Dia. up to 16 mm Dia. 16 to 32 mm Width ≤ 40 mm Dia. 32 to 50 mm Width ≤ 25 mm Shank dia. 8 mm: Dia. up to 32 mm Dia. 32 to 50 mm Width ≤ 50 mm	Poliflex fine grinding points Bonds: GR, PUR Dia. up to 15 mm GHR, LR, TX, LHR Dia. 12 to 30 mm Poliflex fine grinding discs Bond: TX Dia. 25 mm Abrasive spiral bands and rubber drum holders Dia. up to 30 mm	POLICAP Dia. up to 29 mm Mounted flap wheels Dia. up to 25 mm POLINOX cross buffs Dia. up to 25 mm POLIROLL Dia. up to 16 mm POLISTAR Dia. up to 20 mm Felt points Dia. up to 10 mm	Diamond grinding points Dia. 10.0 to 20.0 mm CBN grinding points Dia. 18.0 to 20.0 mm Diamond cut-off wheels Dia. 22 mm Dia. 40 to 50 mm Cut-off wheels EHT Dia. up to 50 mm matching arbor BO 6/6 0-4 Snagging wheels ER Dia. up to 50 mm matching arbors BO 6/6 3-10 BO 8/10 6-20 Catalogue section 8 Shank mounted wheel brushes crimped RBU dia. 20 to 30 mm

If no shank diameter is given, the shank dia. of 6 mm applies.


*Catalogue sections 3/4: This data applies to an unsupported shank length of 10 mm and the max. stated mounted point dimensions.

Note: Please observe the recommended cutting speeds and the max. permitted rotational speeds in catalogue sections 2–8.



PGAS 10/160 V-HV

16,000 RPM / 900 watts



PFERDVALUE:



Special features:

- Constant power delivery due to the centrifugal governor.

Included in delivery:

1.7 m exhaust hose and 3 m air supply hose without nozzle, 6 mm collet, 2 keys.

Description	EAN 4007220	Exhaust direction	Throttle type	Air consumption at idling speed [m³/min]	Air consumption under load [m³/min]	Collet group	Inner dia. of air supply hose [mm]	Net weight [kg]
PGAS 10/160 V-HV	777282	rear	lever	0.70	1.20	8	9	1.600

Collets



Group	For shank dia.				
	6 mm	8 mm	10 mm	1/4 inch	3/8 inch
	EAN 4007220				
8	213674	213704	213711	213681	213728

For dimensions see page 116.

Keys



Description	EAN 4007220
EM SW 14 mm	206836
EM SW 17 mm	204542

Connecting set



Description	EAN 4007220
AS 3	351123

See page 67.

In-line fine filter



Description	EAN 4007220
SF 24 STG-T9	809044

See page 67.

Frequency damper



Frequency damper
FD 47-9-30,5 to make use
much easier on the ears.
See page 67.



Arbors



Description	EAN 4007220	Tool mounting [mm]
SDD 1016	348444	Dia. 10 x 16

The arbor replaces the collet and is
used for direct mounting of tools with
a centre hole diameter of 10 mm.

Suitable PFERD tools

Catalogue section 2	Catalogue section 3*	Catalogue section 4*	Catalogue section 5	Catalogue section 6	Catalogue section 8
TC burrs Cut 3, 3 PLUS, 4, 5, STEEL, INOX, NON- FERROUS, CAST, TOUGH, TOUGH-S, MICRO Dia. 8 to 12 mm Cut 1, ALU, ALLROUND, EDGE Dia. up to 16 mm HSS rotary cutters Cut 1, 2, 3, 5, Special cuts Dia. 2.3 to 6 mm	Mounted points Shank dia. 6 mm: Dia. up to 16 mm Dia. 16 to 32 mm Width ≤ 40 mm Dia. 32 to 50 mm Width ≤ 25 mm Shank dia. 8 mm: Dia. up to 32 mm Dia. 32 to 50 mm Width ≤ 50 mm	Poliflex fine grinding points Bonds: GR, PUR Dia. up to 15 mm GHR, LR, TX, LHR Dia. 12 to 30 mm Abrasive spiral bands and rubber drum holders Dia. up to 30 mm POLICAP Dia. up to 29 mm Mounted flap wheels Dia. up to 25 mm POLISTAR Dia. up to 20 mm Felt points Dia. up to 10 mm	Diamond grinding points Dia. 10.0 to 20.0 mm CBN grinding points Dia. 18.0 to 20.0 mm Diamond cut-off wheels Dia. 40 to 50 mm matching arbors BO 6/10 3 BO 8/10 3	Cut-off wheels EHT Dia. up to 50 mm matching arbor BO 6/6 0-4 Snagging wheels ER Dia. up to 50 mm matching arbors BO 6/6 3-10 BO 8/10 6-20	Shank mounted wheel brushes crimped RBG dia. 20 to 30 mm

If no shank diameter is given, the shank dia. of 6 mm applies.

*Catalogue sections 3/4: This data applies to an unsupported shank length of 10 mm and the max. stated mounted point dimensions.

Note: Please observe the recommended cutting speeds and the max. permitted rotational speeds in catalogue sections 2-8.



Special features:


- Elastically suspended spindle.
- Low-vibration use.
- Constant power delivery due to the centrifugal governor.

Included in delivery:

1 m exhaust hose and 2.5 m air supply hose with 1/4" male threaded connection and threaded quick coupling (STGI), 6 mm collet, 2 keys.

PGAS 7/120 E-HV

12,000 RPM / 540 watts



PFERDVALUE:



Description	EAN 4007220	Exhaust direction	Throttle type	Air consumption at idling speed [m³/min]	Air consumption under load [m³/min]	Collet group	Inner dia. of air supply hose [mm]	Net weight [kg]
PGAS 7/120 E-HV	101322	rear	lever	0.70	1.30	16	8	1.035

Collets



Group	For shank dia.			
	6 mm	8 mm	10 mm	1/4 inch
	EAN 4007220			
16	956984	957004	957028	957035

For dimensions see page 116.

Keys



Description	EAN 4007220
EM SW 17 mm	204542
DM SW 20/22 mm	957059

Connecting set



Description	EAN 4007220
AS 2	351116

See page 67.

In-line fine filter



Description	EAN 4007220
SF 24 STG-IG 1/4	953259

See page 67.

Suitable PFERD tools

Catalogue section 2	Catalogue section 3*	Catalogue section 4*	Catalogue section 5	Catalogue section 6	Catalogue section 8
TC burrs Cut 3, 3 PLUS, 4, 5, STEEL, INOX, NON-FERROUS, CAST, TOUGH, TOUGH-S, TITANIUM, MICRO Dia. 10 to 20 mm Cut 1, ALU, ALLROUND, EDGE Dia. up to 16 mm HSS rotary cutters Cut 1, 2, 3, 5, Special cuts Dia. 3.2 to 8 mm	Mounted points Shank dia. 6 mm: Dia. up to 16 mm Dia. 16 to 32 mm Width ≤ 40 mm Dia. 32 to 50 mm Width ≤ 25 mm Shank dia. 8 mm: Dia. up to 32 mm Dia. 32 to 50 mm Width ≤ 50 mm Catalogue section 4* Poliflex fine grinding points Bonds: GR, PUR Dia. 8 to 20 mm GHR, LR, TX, LHR Dia. 15 to 40 mm	Abrasive spiral bands and rubber drum holders Dia. up to 45 mm Mounted flap wheels Dia. up to 40 mm POLINOX unitized wheels PNER Dia. 50 mm POLIROLL Dia. up to 12 mm POLICAP Dia. up to 16 mm Felt points Dia. up to 15 mm	Diamond grinding points Dia. 15.0 to 20.0 mm Diamond cut-off wheels Dia. 50 mm matching arbors BO 6/10 3 BO 8/10 3	Cut-off wheels EHT Dia. up to 50 mm matching arbor BO 6/6 0-4 Snagging wheels ER Dia. up to 50 mm matching arbors BO 6/6 3-10 BO 8/10 6-20	Shank mounted end brushes crimped PBU dia. 10 to 13 mm knotted PBG dia. 19 to 23 mm Shank mounted wheel brushes crimped RBU dia. 20 to 30 mm knotted RBG dia. 76 to 100 mm

If no shank diameter is given, the shank dia. of 6 mm applies.


***Catalogue sections 3/4:** This data applies to an unsupported shank length of 10 mm and the max. stated mounted point dimensions.

Note: Please observe the recommended cutting speeds and the max. permitted rotational speeds in catalogue sections 2–8.


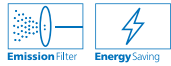


PGAS 9/120 V-HV

12,000 RPM / 600 watts



PFERDVALUE:



Special features:

- With or without oil – no difference in speed at the same power output.
- No oil residues on the workpiece.
- Constant power delivery due to the centrifugal governor.

Included in delivery:

1.7 m exhaust hose and 3 m air supply hose without nozzle, 6 mm collet, 2 keys.

Description	EAN 4007220	Exhaust direction	Throttle type	Air consumption at idling speed [m³/min]	Air consumption under load [m³/min]	Collet group	Inner dia. of air supply hose [mm]	Net weight [kg]
PGAS 9/120 V-HV	319758	rear	lever	0.40	0.90	8	9	1.600

Collets



Group	For shank dia.				
	6 mm	8 mm	10 mm	1/4 inch	3/8 inch
	EAN 4007220				
8	213674	213704	213711	213681	213728

For dimensions see page 116.

Keys



Description	EAN 4007220
EM SW 14 mm	206836
EM SW 17 mm	204542

Connecting set



Description	EAN 4007220
AS 3	351123

See page 67.

In-line fine filter



Description	EAN 4007220
SF 24 STG-T9	809044

See page 67.

Frequency damper



Frequency damper
FD 47-9-30,5 to make use
much easier on the ears.
See page 67.



Arbors



Description	EAN 4007220	Tool mounting [mm]
SDD 1016	348444	Dia. 10 x 16

The arbor replaces the collet and is used for direct mounting of tools with a centre hole diameter of 10 mm.

Suitable PFERD tools

Catalogue section 2	Catalogue section 3*	Catalogue section 4*		Catalogue section 6	Catalogue section 8
TC burrs Cut 3, 3 PLUS, 4, 5, STEEL, INOX, NON-FERROUS, CAST, TOUGH, TOUGH-S, MICRO Dia. 10 to 20 mm	Mounted points Shank dia. 6 mm: Dia. up to 16 mm Dia. 16 to 32 mm Width ≤ 40 mm Dia. 32 to 50 mm Width ≤ 25 mm Shank dia. 8 mm: Dia. up to 32 mm Dia. 32 to 50 mm Width ≤ 50 mm	Poliflex fine grinding points Bonds: GR, PUR Dia. 8 to 20 mm GHR, LR, TX, LHR Dia. 15 to 40 mm Abrasive spiral bands and rubber drum holders Dia. up to 45 mm Mounted flap wheels Dia. up to 40 mm POLINOX unitized wheels PNER Dia. 50 mm	POLIROLL Dia. up to 12 mm POLICAP Dia. up to 16 mm Felt points Dia. up to 15 mm Catalogue section 5 Diamond grinding points Dia. 15.0 to 20.0 mm Diamond cut-off wheels Dia. 50 mm matching arbors BO 6/10 3 BO 8/10 3	Cut-off wheels EHT Dia. up to 50 mm matching arbor BO 6/6 0-4 Snagging wheels ER Dia. up to 50 mm matching arbors BO 6/6 3-10 BO 8/10 6-20	Shank mounted end brushes crimped PBU dia. 10 to 13 mm knotted PBG dia. 19 to 23 mm Shank mounted wheel brushes crimped RBU dia. 20 to 30 mm knotted RBG dia. 76 to 100 mm

If no shank diameter is given, the shank dia. of 6 mm applies.

*Catalogue sections 3/4: This data applies to an unsupported shank length of 10 mm and the max. stated mounted point dimensions.

Note: Please observe the recommended cutting speeds and the max. permitted rotational speeds in catalogue sections 2–8.



Special features:

- Constant power delivery due to the centrifugal governor.
- Compact design.

Included in delivery:

PG 8/100 HV

3 m air supply hose with 1/4" male threaded connection and threaded quick coupling (STGI), 6 mm collet, 2 keys.

PGAS 8/100 HV

1 m exhaust hose and 3 m air supply hose with 1/4" male threaded connection and threaded quick coupling (STGI), 6 mm collet, 2 keys.

PG 8/100 HV PGAS 8/100 HV

10,000 RPM / 600 watts



PFERDVALUE:



Description	EAN 4007220	Exhaust direction	Throttle type	Air consumption at idling speed [m³/min]	Air consumption under load [m³/min]	Collet group	Inner dia. of air supply hose [mm]	Net weight [kg]
PG 8/100 HV	536438	front	lever	0.17	0.85	7	8.5	0.950
PGAS 8/100 HV	286272	rear	lever	0.17	0.85	7	8.5	1.000

Collets



Group	For shank dia.			
	3 mm, 1/8 inch	6 mm	8 mm	1/4 inch
	EAN 4007220			
7	187074	186855	187050	187067

For dimensions see page 116.

Keys



Description	EAN 4007220
EM SW 9/16"	186831
EM SW 3/4"	186848

Connecting set



Description	EAN 4007220
AS 3	351123

See page 67.

In-line fine filter



Description	EAN 4007220
SF 24 STG-IG 1/4	953259

See page 67.

Frequency damper



Frequency damper
FD 47-8-28 ID for
PGAS 8/100 HV to make use
much easier on the ears.
See page 67.



Suitable PFERD tools

Catalogue section 2	Catalogue section 3*	Catalogue section 4*	Catalogue section 5	Catalogue section 8
TC burs Cut 3, 3 PLUS, 4, 5, STEEL, INOX, NON- FERROUS, CAST, TOUGH, TOUGH-S, MICRO, EDGE Dia. 10 to 20 mm HSS rotary cutters Cut 1, 2, 3, 5, Special cuts Dia. 3.2 to 10 mm	Mounted points Shank dia. 6 mm: Dia. up to 16 mm Dia. 16 to 32 mm Width ≤ 40 mm Dia. 32 to 50 mm Width ≤ 25 mm Shank dia. 8 mm: Dia. up to 32 mm Dia. 32 to 50 mm Width ≤ 50 mm	Poliflex points Bonds: GR, PUR Dia. 8 to 25 mm GHR, LR, TX, LHR Dia. 15 to 40 mm Abrasive spiral bands and rubber drum holders Dia. up to 60 mm POLICAP Dia. up to 21 mm Mounted flap wheels Dia. up to 40 mm	POLINOX mounted grinding wheels POLINOX unitized wheels PNER Dia. up to 50 mm POLIROLL Dia. up to 18 mm POLINOX cross buffs Dia. up to 25 mm Felt points Dia. up to 20 mm Diamond grinding points Dia. 18.0 to 20.0 mm Diamond cut-off wheels Dia. 22 to 30 mm Catalogue section 6 Cut-off wheels EHT Dia. up to 50 mm matching arbor BO 6/6 0-4 Snagging wheels ER Dia. up to 50 mm matching arbors BO 6/6 3-10 BO 8/10 6-20	Shank mounted end brushes crimped PBU dia. 10 to 20 mm knotted PBG dia. 19 to 30 mm Shank mounted wheel brushes crimped RBU dia. 20 to 40 mm knotted RBG dia. 76 to 100 mm

If no shank diameter is given, the shank dia. of 6 mm applies.


*Catalogue sections 3/4: This data applies to an unsupported shank length of 10 mm and the max. stated mounted point dimensions.

Note: Please observe the recommended cutting speeds and the max. permitted rotational speeds in catalogue sections 2–8.



PG 8/100 V-HV
PGAS 8/100 V-HV
PGAS 8/100 VM-HV

10,000 RPM / 600 watts

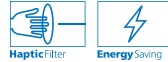


PFERDVALUE:

PG 8/100 V-HV, PGAS 8/100 V-HV



PGAS 8/100 VM-HV



Special features:

- Constant power delivery due to the centrifugal governor.

PG 8/100 V-HV, PGAS 8/100 V-HV

- Alternative drive with anti-clockwise rotation available.

- Supported version SU-D32 available on request.

PGAS 8/100 VM-HV

- Slim drive extension.

Included in delivery:

PG 8/100 V-HV

3 m air supply hose with 1/4" male threaded connection and threaded quick coupling (STGI), 6 mm collet, 2 keys.

PGAS 8/100 V-HV, PGAS 8/100 VM-HV

1 m exhaust hose and 3 m air supply hose with 1/4" male threaded connection and threaded quick coupling (STGI), 6 mm collet, 2 keys.

Description	EAN 4007220	Exhaust direction	Throttle type	Air consumption at idling speed [m³/min]	Air consumption under load [m³/min]	Collet group	Inner dia. of air supply hose [mm]	Net weight [kg]
PG 8/100 V-HV	176825	front	lever	0.17	0.85	7	8.5	1.400
PGAS 8/100 V-HV	286289	rear	lever	0.17	0.85	7	8.5	1.400
PGAS 8/100 VM-HV	843086	rear	lever	0.17	0.85	7	8.5	1.200

Collets



Group	For shank dia.			
	3 mm, 1/8 inch	6 mm	8 mm	1/4 inch
	EAN 4007220			
7	187074	186855	187050	187067

For dimensions see page 116.

Keys



Description	EAN 4007220
EM SW 9/16"	186831
EM SW 3/4"	186848

Connecting set



Description	EAN 4007220
AS 3	351123

See page 67.

In-line fine filter



Description	EAN 4007220
SF 24 STG-IG 1/4	953259

See page 67.

Frequency damper



Frequency damper
 FD 47-8-28 ID for
 PGAS 8/100 V-HV and
 PGAS 8/100 VM-HV to make
 use much easier on the ears.
 See page 67.



Suitable PFERD tools

Catalogue section 2	Catalogue section 3*	Catalogue section 4*		Catalogue section 5	Catalogue section 8
TC burrs Cut 3, 3 PLUS, 4, 5, STEEL, INOX, NON- FERROUS, CAST, TOUGH, TOUGH-S, MICRO, EDGE Dia. 10 to 20 mm	Mounted points Shank dia. 6 mm: Dia. up to 16 mm Dia. 16 to 32 mm Width ≤ 40 mm Dia. 32 to 50 mm Width ≤ 25 mm Shank dia. 8 mm: Dia. up to 32 mm Dia. 32 to 50 mm Width ≤ 50 mm	Poliflex points Bonds: GR, PUR Dia. 8 to 25 mm GHR, LR, TX, LHR Dia. 15 to 40 mm Abrasive spiral bands and rubber drum holders Dia. up to 60 mm POLICAP Dia. up to 21 mm Mounted flap wheels Dia. up to 40 mm	POLINOX mounted grinding wheels POLINOX unitized wheels PNER Dia. up to 50 mm POLIROLL Dia. up to 18 mm POLINOX cross buffs Dia. up to 25 mm Felt points Dia. up to 20 mm	Diamond grinding points Dia. 18.0 to 20.0 mm Diamond cut-off wheels Dia. 22 to 30 mm Catalogue section 6 Cut-off wheels EHT Dia. up to 50 mm matching arbor BO 6/6 0-4 Snagging wheels ER Dia. up to 50 mm matching arbors BO 6/6 3-10 BO 8/10 6-20	Shank mounted end brushes crimped PBU dia. 10 to 20 mm knotted PBG dia. 19 to 30 mm Shank mounted wheel brushes crimped RBU dia. 20 to 30 mm knotted RBG dia. 76 to 100 mm

If no shank diameter is given, the shank dia. of 6 mm applies.

*Catalogue sections 3/4: This data applies to an unsupported shank length of 10 mm and the max. stated mounted point dimensions.

Note: Please observe the recommended cutting speeds and the max. permitted rotational speeds in catalogue sections 2-8.



Special features:


- Light, compact design.
- Supported version for SU-D32 available on request.
- Alternative drive with rear exhaust and anti-clockwise rotation available on request.

Included in delivery:

3 m air supply hose with 1/4" male threaded connection and threaded quick coupling (STGI), 6 mm collet, 2 keys.

PG 8/50 V-HV

5,000 RPM / 600 watts



Description	EAN 4007220	Exhaust direction	Throttle type	Air consumption at idling speed [m³/min]	Air consumption under load [m³/min]	Collet group	Inner dia. of air supply hose [mm]	Net weight [kg]
PG 8/50 V-HV	176788	front	lever	0.85	0.34	7	8.5	1.600

Collets



Group	For shank dia.			
	3 mm, 1/8 inch	6 mm	8 mm	1/4 inch
	EAN 4007220			
7	187074	186855	187050	187067

For dimensions see page 116.

Keys



Description	EAN 4007220
EM SW 9/16"	186831
EM SW 3/4"	186848

Connecting set



Description	EAN 4007220
AS 3	351123

See page 67.

In-line fine filter



Description	EAN 4007220
SF 24 STG-IG 1/4	953259

See page 67.

Support



Description	EAN 4007220
SU-D32	208403

Suitable PFERD tools

Catalogue section 2	Catalogue section 3*	Catalogue section 4*	Catalogue section 5	Catalogue section 8
HSS rotary cutters Cut ALU, 1, 2, 3, 5 Dia. 5 to 16 mm HSS aluminium cutters 119 120 matching arbor with thread BO 6/10 BO 8/10 for HSS rotary cutters	Mounted points RUBBER type Shank dia. 6 mm: Dia. up to 16 mm Dia. 16 to 40 mm Width ≤ 32 mm Catalogue section 4* Poliflex fine grinding points Poliflex fine grinding discs Dia. 25 to 50 mm Abrasive spiral bands and rubber drum holders Dia. 50 mm Mounted flap wheels Dia. 56 to 80 mm	POLINOX mounted grinding wheels Dia. 50 to 80 mm POLINOX cross buffs Dia. 38 mm POLICLEAN discs/ mounted tools Dia. 50 mm Felt points Mounted felt flap wheels Felt wheels Dia. up to 45 mm matching arbor BO 6/6 3-10	Diamond cut-off wheels Dia. 40 mm matching arbor BO 6/10 3 BO 8/10 3	Shank mounted wheel brushes crimped RBU dia. 70 to 100 mm Shank mounted end brushes knotted PBG dia. 10 to 13 mm Shank-mounted bevel brushes crimped KBU dia. 80 to 95 mm Shank-mounted cup brushes crimped TBU dia. 30 to 70 mm

If no shank diameter is given, the shank dia. of 6 mm applies.

***Catalogue sections 3/4:** This data applies to an unsupported shank length of 10 mm and the max. stated mounted point dimensions.

Note: Please observe the recommended cutting speeds and the max. permitted rotational speeds in catalogue sections 2–8.




PGAS 5/40 V-HV

with oil: 4,000 RPM / 370 watts
without oil: 3,500 RPM / 340 watts

PGAS 10/40 V-HV

4,000 RPM / 900 watts



PFERDVALUE:
PGAS 5/40 V-HV



PGAS 10/40 V-HV



Special features:

PGAS 5/40 V-HV

■ No oil residues on the workpiece.

PGAS 10/40 V-HV

■ Constant power delivery due to the centrifugal governor.

Included in delivery:

PGAS 5/40 V-HV

0.75 m exhaust hose and 2 m air supply hose without nozzle, 6 mm collet, 2 keys (EM SW 11 mm and EM SW 14 mm).

PGAS 10/40 V-HV

1.7 m exhaust hose and 3 m air supply hose without nozzle, 6 mm collet, 2 keys (EM SW 14 mm and EM SW 17 mm).

Description	EAN 4007220	Exhaust direction	Throttle type	Air consumption at idling speed [m³/min]	Air consumption under load [m³/min]	Collet group	Inner dia. of air supply hose [mm]	Net weight [kg]
PGAS 5/40 V-HV	344361	rear	lever	0.85	0.63	6	8	0.904
PGAS 10/40 V-HV	802649	rear	lever	0.60	1.20	8	9	1.700

Collets



Group	For shank dia.							
	3 mm	6 mm	8 mm	10 mm	3/32 inch	1/8 inch	1/4 inch	3/8 inch
EAN 4007220								
6	212875	212851	212936	-	234969	212882	212868	-
8	-	213674	213704	213711	-	-	213681	213728

For dimensions see page 116.

Keys



Description	EAN 4007220
EM SW 11 mm	206812
EM SW 14 mm	206836
EM SW 17 mm	204542

Connecting set



Description	EAN 4007220
AS 2	351116
AS 3	351123

See page 67.

Frequency damper



To make use much easier on the ears, frequency damper
FD 47-8-30,5 for PGAS 5/40 V-HV
FD 47-9-30,5 for PGAS 10/40 V-HV
See page 67.

In-line fine filter



Description	EAN 4007220	Matching drives
SF 24 STG-T8	809020	PGAS 5/40 V-HV
SF 24 STG-T9	809044	PGAS 10/40 V-HV

See page 67.

Arbor



Description	EAN 4007220	Tool mounting [mm]
SDD 1016	348444	Dia. 10 x 16

The arbor replaces the collet. It is used for direct mounting of tools with a diameter of 10 mm on the PGAS 10/40 V-HV.

Suitable PFERD tools

Catalogue section 2	Catalogue section 4*		Catalogue section 5
HSS rotary cutters, Cut ALU, 1, 2, 3, 5 Dia. 6 to 16 mm HSS aluminium cutters 119, 120 matching arbor with thread BO 6/10, BO 8/10 for HSS rotary cutters	Poliflex fine grinding points Poliflex fine grinding discs Dia. 25 to 80 mm Abrasive spiral bands and rubber drum holders Dia. 100 mm Mounted flap wheels Dia. up to 80 mm	POLINOX mounted grinding wheels Dia. 60 to 100 mm POLICLEAN discs Dia. 50 and 75 mm Felt points, mounted felt flap wheels, felt wheels Dia. up to 50 mm	Diamond cut-off wheels Dia. 40 to 50 mm matching arbor BO 6/10 3, BO 8/10 3

If no shank diameter is given, the shank dia. of 6 mm applies.

***Catalogue section 4:** This data applies to an unsupported shank length of 10 mm and the max. stated mounted point dimensions. **Note:** Please observe the recommended cutting speeds and the max. permitted rotational speeds in catalogue sections 2–8.



Special features:

- Smallest high-revving angle grinder.
- Robust, without angular gear.

Included in delivery:

PWS 1/800

2 m air supply hose without nozzle,
3 mm collet, 2 keys.

PWSA 1/800

0.3 m exhaust hose, 2 m air supply hose
without nozzle, 3 mm collet, 2 keys.

PWS 1/800
PWSA 1/800

80,000 RPM / 75 watts



Description	EAN 4007220	Exhaust direction	Throttle type	Air consumption at idling speed [m³/min]	Air consumption under load [m³/min]	Collet group	Inner dia. of air supply hose [mm]	Net weight [kg]
PWS 1/800	176900	side	push-pull	0.25	0.18	2	5	0.115
PWSA 1/800	541142	rear	ring	0.25	0.18	2	5	0.117

Collets



Group	For shank dia.			
	2.34 mm	3 mm	3/32 inch	1/8 inch
	EAN 4007220			
2	851999	207840	207864	207857

For dimensions see page 116.

Keys



Description	EAN 4007220
EM SW 6 mm	204504
EM SW 8 mm G	206867

Connecting set



Description	EAN 4007220
AS 1	351109

See page 67.

In-line fine filter



Description	EAN 4007220
SF 24 STG T5	957103


See page 67.

Suitable PFERD tools

Catalogue section 2	Catalogue section 3*	Catalogue section 4*	Catalogue section 5
TC burs Cut 3 PLUS, 4, 5, INOX, MICRO Dia. up to 3 mm Shank dia. 3 mm ALU cut Dia. up to 3 mm Shank dia. 3 mm	Mounted points Shank dia. 3 mm: Dia. up to 5 mm Dia. 5 to 6 mm Width ≤ 13 mm Dia. 6 to 10 mm Width ≤ 2 mm	Poliflex fine grinding points Shank dia. 3 mm Bonds: GHR Dia. up to 4 mm LR, TX Dia. up to 6 mm	Diamond grinding points Dia. up to 4.0 mm Shank dia. 3 mm CBN grinding points Dia. 3.5 to 6.0 mm Shank dia. 3 mm

*Catalogue sections 3/4: This data applies to an unsupported shank length of 10 mm and the max. stated mounted point dimensions.

Note: Please observe the recommended cutting speeds and the max. permitted rotational speeds in catalogue sections 2-8.




Air grinders

Angle grinders with collet



PWSA 1/250

25,000 RPM / 110 watts



Special features:

- Light and easy to handle

Included in delivery:

0.6 m exhaust hose and 2 m air supply hose with 1/4" male threaded connection and threaded quick coupling (STGI), 3 mm collet, 2 keys.

Description	EAN 4007220	Exhaust direction	Throttle type	Air consumption at idling speed [m³/min]	Air consumption under load [m³/min]	Collet group	Inner dia. of air supply hose [mm]	Net weight [kg]
PWSA 1/250	802588	rear	ring	0.30	0.20	3	5	0.217

Collets



Group	For shank dia.		
	3 mm	3/32 inch	1/8 inch
	EAN 4007220		
3	188262	188378	188354

For dimensions see page 116.

Keys



Description	EAN 4007220
EM SW 10 mm	188514
EM SW 13/64"	188279

Connecting set



Description	EAN 4007220
AS 1	351109

See page 67.

In-line fine filter



Description	EAN 4007220
SF 24 STG-IG 1/4	953259

See page 67.

Arbor



Description	EAN 4007220	Use for
ASD 20 CD 1/4-20 G	308417	COMBIDISC tools, SBH 20, SBH 25, SBH 38, CD 20, CD 38

The arbor replaces the collet. It is used for direct mounting of COMBIDISC tools.

Suitable PFERD tools

Catalogue section 2	Catalogue section 3*	Catalogue section 4*
TC burrs Cut 3 PLUS, 4, 5, INOX, MICRO Dia. 3 mm Shank dia. 3 mm Cut 1, 3, Special cuts Dia. up to 4 mm Shank dia. 3 mm	Mounted points Shank dia. 3 mm: Dia. up to 13 mm Width ≤ 13 mm Dia. 13 to 25 mm Width ≤ 6 mm	Poliflex fine grinding points Shank dia. 3 mm Bonds: GR, PUR Dia. up to 10 mm GHR, LR, TX, LHR Dia. up to 20 mm COMBIDISC abrasive discs Dia. up to 25 mm with arbor ASD 20 CD 1/4-20G

*Catalogue sections 3/4: This data applies to an unsupported shank length of 10 mm and the max. stated mounted point dimensions.

Note: Please observe the recommended cutting speeds and the max. permitted rotational speeds in catalogue sections 2–8.





Special features:

- Low angle head height.

Included in delivery:

0.75 m exhaust hose and 2 m air supply hose without nozzle, 6 mm collet, 2 keys.

PWSA 5/210 HV

21,000 RPM / 370 watts



Description	EAN	Exhaust direction	Throttle type	Air consumption at idling speed [m³/min]	Air consumption under load [m³/min]	Collet group	Inner dia. of air supply hose [mm]	Net weight [kg]
PWSA 5/210 HV	177075	rear	lever	0.85	0.60	6	8	0.710

Collets



Group	For shank dia.					
	3 mm	6 mm	8 mm	3/32 inch	1/8 inch	1/4 inch
	EAN 4007220					
6	212875	212851	212936	234969	212882	212868

For dimensions see page 116.

Keys



Description	EAN
EM SW 11 mm	206812
EM SW 17 mm	204542

Connecting set



Description	EAN
AS 2	351116

See page 67.

In-line fine filter



Description	EAN
SF 24 STG-T8	809020

See page 67.

Frequency damper



Frequency damper FD 47-8-30,5 to make use much easier on the ears. See page 67.



Grinding disc adapter set



Description	EAN	Tool mounting [mm]
SAS 10/50	238462	Dia. 10 x 1-9

Using this adapter set, cut-off and grinding wheels can be used up to dia. 50 mm and a thickness of 1–9 mm. Easy to use: Remove the collet, connect the hand protection, place the washer onto the spindle and tighten the grinding wheel with the clamping screw (washer is not needed for wheels thicker than 6 mm).

Suitable PFERD tools

Catalogue section 2	Catalogue section 3*	Catalogue section 4*	Catalogue section 5	Catalogue section 6
TC burrs Cut 3, 3 PLUS, 4, 5, STEEL, INOX, NON-FERROUS, CAST, TOUGH, TOUGH-S, MICRO, ALLROUND, TITANIUM Dia. 6 to 12 mm Cut 1, ALU, FVK, FVKS, PLAST Dia. 10 to 16 mm HSS rotary cutters Cut 1, 2, 3, 5, Special cuts Dia. up to 5 mm	Mounted points Shank dia. 6 mm: Dia. up to 16 mm Dia. 16 to 32 mm Width ≤ 32 mm Dia. 32 to 40 mm Width ≤ 20 mm Shank dia. 8 mm: Dia. up to 16 mm Dia. 16 to 32 mm Width ≤ 32 mm	Poliflex fine grinding points Bonds: GR, PUR Dia. up to 12 mm GHR, LR, TX, LHR Dia. up to 25 mm Abrasive spiral bands and rubber drum holders Dia. up to 22 mm POLICAP Dia. up to 11 mm Mounted flap wheels Dia. up to 20 mm POLINOX unitized wheels PNER Dia. 25 mm COMBIDISC abrasive discs Dia. 20 to 38 mm	Diamond grinding points Dia. 7.0 to 15.0 mm CBN grinding points Dia. 14.0 to 20.0 mm Diamond cut-off wheels Dia. 30 to 50 mm matching arbor BO 6/10 3 BO 8/10 3 or Adapter set SAS 10/50	Cut-off wheels EHT Dia. up to 40 mm matching arbors BO 6/6 0-4 BO SPG 6/6 0-10 Dia. up to 50 mm matching arbor BO SPG 6/6 0-10 or Adapter set SAS 10/50 Snagging wheels ER Dia. up to 40 mm matching arbors BO 6/6 3-10 BO SPG 6/6 0-10 BO SPG 6/10 0-10 or Adapter set SAS 10/50

If no shank diameter is given, the shank dia. of 6 mm applies.

*Catalogue sections 3/4: This data applies to an unsupported shank length of 10 mm and the max. stated mounted point dimensions.

Note: Please observe the recommended cutting speeds and the max. permitted rotational speeds in catalogue sections 2–8.




Air grinders

Angle grinders with collet



PWSA 3/220 DH
PWS 3/200 DH

22,000 RPM / 250 watts
20,000 RPM / 220 watts



Special features:

- Slim angle head for work in hard-to-reach areas.
- Easy to handle, compact shape.

Included in delivery:

PWSA 3/220 DH

0.75 m exhaust hose and 2 m air supply hose without nozzle, 6 mm collet, 2 keys.

PWS 3/200 DH

2 m air supply hose without nozzle, 6 mm collet, 2 keys.

PFERDVALUE:
PWS 3/200 DH



Description	EAN 4007220	Exhaust direction	Throttle type	Air consumption at idling speed [m³/min]	Air consumption under load [m³/min]	Collet group	Inner dia. of air supply hose [mm]	Net weight [kg]
PWSA 3/220 DH	566503	rear	ring/lever	0.60	0.46	6	8	0.380
PWS 3/200 DH	282175	front	ring/lever	0.55	0.35	6	8	0.370

Collets



Group	For shank dia.					
	3 mm	6 mm	8 mm	3/32 inch	1/8 inch	1/4 inch
	EAN 4007220					
6	212875	212851	212936	234969	212882	212868

For dimensions see page 116.

Keys



Description	EAN 4007220
EM SW 11 mm	206812
EM SW 14 mm	206836

Connecting set



Description	EAN 4007220
AS 2	351116

See page 67.

In-line fine filter



Description	EAN 4007220
SF 24 STG-T8	809020

See page 67.

Frequency damper



Frequency damper
FD 37-8-23,5 for
PWSA 3/220 DH to make
use much easier on the ears.
See page 67.

Suitable PFERD tools

Catalogue section 2	Catalogue section 3*	Catalogue section 4*		Catalogue section 5	Catalogue section 6	
TC burrs Cut 3, 3 PLUS, 4, 5, STEEL, INOX, NON-FERROUS, CAST, TOUGH, TOUGH-S, MICRO, TITANIUM, ALLROUND Dia. 6 to 10 mm HSS rotary cutters Cut 1, 2, 3, 5, Special cuts Dia. up to 5 mm	Mounted points Shank dia. 6 mm: Dia. up to 16 mm Dia. 16 to 32 mm Width ≤ 32 mm Dia. 32 to 40 mm Width ≤ 20 mm Shank dia. 8 mm: Dia. up to 32 mm Width ≤ 40 mm	Poliflex fine grinding points Bonds: GR, PUR Dia. up to 12 mm GHR, LR, TX, LHR Dia. up to 25 mm Abrasive spiral bands and rubber drum holders Dia. up to 22 mm POLICAP Dia. up to 11 mm	Mounted flap wheels Dia. up to 20 mm POLINOX unitized wheels PNER Dia. 25 mm COMBIDISC abrasive discs Dia. 20 to 50 mm COMBIDISC non-woven discs hard type VRH 20	Diamond grinding points Dia. 8.0 to 15.0 mm CBN grinding points Dia. 15.0 to 20.0 mm Diamond cut-off wheels Dia. 30 to 50 mm matching arbor BO 6/10 3 BO 8/10 3	Cut-off wheels EHT Dia. up to 40 mm matching arbor BO 6/6 0-4 Dia. up to 50 mm matching arbor BO SPG 6/6 0-10 Snagging wheels ER Dia. up to 40 mm matching arbors BO 6/6 3-10 BO SPG 6/6 0-10 Dia. up to 50 mm matching arbors BO SPG 6/6 0-10 BO SPG 6/10 0-10	

If no shank diameter is given, the shank dia. of 6 mm applies.

*Catalogue sections 3/4: This data applies to an unsupported shank length of 10 mm and the max. stated mounted point dimensions.

Note: Please observe the recommended cutting speeds and the max. permitted rotational speeds in catalogue sections 2-8.



Special features:

- Compact design.
- High spindle concentricity.

Included in delivery:

1 m exhaust hose and 3 m air supply hose with 1/4" male threaded connection and threaded quick coupling (STGI), 6 mm collet, 2 keys.

PWSA 4/200 HV

20,000 RPM / 300 watts



Description	EAN 4007220	Exhaust direction	Throttle type	Air consumption at idling speed [m³/min]	Air consumption under load [m³/min]	Collet group	Inner dia. of air supply hose [mm]	Net weight [kg]
PWSA 4/200 HV	598184	rear	lever	0.57	0.42	5	8.5	0.520

Collets



Group	For shank dia.		
	3 mm, 1/8 inch	6 mm	1/4 inch
	EAN 4007220		
5	299944	299951	606032

For dimensions see page 116.

Keys



Description	EAN 4007220
EM SW 7/16"	300480
EM SW 9/16"	186831

Connecting set



Description	EAN 4007220
AS 3	351123

See page 67.

In-line fine filter



Description	EAN 4007220
SF 24 STG-IG 1/4	953259

See page 67.

Suitable PFERD tools

Catalogue section 2	Catalogue section 3*	Catalogue section 4*	Catalogue section 5	Catalogue section 6
TC burrs Cut 3, 3 PLUS, 4, 5, STEEL, INOX, NON-FERROUS, CAST, TOUGH, TOUGH-S, MICRO, ALLROUND 7 to 10 mm dia. HSS rotary cutters Cut 1, 2, 3, 5, Special cuts Dia. up to 5 mm	Mounted points Shank dia. 6 mm: Dia. up to 16 mm Dia. 16 to 32 mm Width ≤ 32 mm Dia. 32 to 40 mm Width ≤ 20 mm Catalogue section 4* Poliflex fine grinding points Bonds: GR, PUR Dia. up to 12 mm GHR, LR, TX, LHR Dia. up to 25 mm	Abrasive spiral bands and rubber drum holders Dia. up to 22 mm POLICAP Dia. up to 11 mm Mounted flap wheels Dia. up to 20 mm POLINOX unitized wheels PNER Dia. 25 mm COMBIDISC abrasive discs Dia. 20 to 50 mm COMBIDISC non-woven discs hard type VRH 20	Diamond grinding points Dia. 8.0 to 15.0 mm CBN grinding points Dia. 15.0 to 20.0 mm Diamond cut-off wheels Dia. 30 to 50 mm matching arbor BO 6/10 3	Cut-off wheels EHT Dia. up to 40 mm matching arbor BO 6/6 0-4 Snagging wheels ER Dia. up to 40 mm matching arbor BO 6/6 3-10

If no shank diameter is given, the shank dia. of 6 mm applies.

***Catalogue sections 3/4:** This data applies to an unsupported shank length of 10 mm and the max. stated mounted point dimensions.

Note: Please observe the recommended cutting speeds and the max. permitted rotational speeds in catalogue sections 2–8.



Air grinders

Angle grinders with collet




PWSA 5/170-45 HV

with oil: 17,000 RPM / 370 watts
without oil: 14,000 RPM / 340 watts



PFERDVALUE:



Special features:

- No oil residues on the workpiece.
- Angle head with 45° inclination to improve work in corners and hard-to-reach areas.

Included in delivery:

0.75 m exhaust hose and 2 m air supply hose without nozzle, 6 mm collet, 2 keys.

Description	EAN	Exhaust direction	Throttle type	Air consumption at idling speed [m³/min]	Air consumption under load [m³/min]	Collet group	Inner dia. of air supply hose [mm]	Net weight [kg]
PWSA 5/170-45 HV	484999	rear	lever	0.85	0.63	6	8	0.880

Collets



Group	For shank dia.					
	3 mm	6 mm	8 mm	3/32 inch	1/8 inch	1/4 inch
	EAN 4007220					
6	212875	212851	212936	234969	212882	212868

For dimensions see page 116.

Keys



Description	EAN
EM SW 11 mm	206812
EM SW 17 mm	204542

Connecting set



Description	EAN
AS 2	351116

See page 67.


In-line fine filter



Description	EAN
SF 24 STG-T8	809020

See page 67.

Frequency damper



Frequency damper
FD 47-8-30,5 to make use
much easier on the ears.
See page 67.



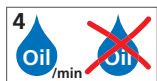
Suitable PFERD tools

Catalogue section 2	Catalogue section 3*	Catalogue section 4*	Catalogue section 5	Catalogue section 6	Catalogue section 8
TC burrs Cut 3, 3 PLUS, 4, 5, STEEL, INOX, NON-FERROUS, CAST, TOUGH, TOUGH-S, MICRO, ALLROUND Dia. 8 to 12 mm HSS rotary cutters Cut 1, 2, 3, 5, Special cuts Dia. up to 6 mm	Mounted points Shank dia. 6 mm: Dia. up to 16 mm Dia. 16 to 32 mm Width ≤ 40 mm Dia. 40 to 50 mm Width ≤ 25 mm Shank dia. 8 mm: Dia. 32 to 50 mm Width ≤ 50 mm	Poliflex fine grinding points Bonds: GR, PUR Dia. up to 15 mm GHR, LR, TX, LHR Dia. 12 to 30 mm Poliflex fine grinding discs Bond: TX Dia. up to 25 mm Abrasive spiral bands and rubber drum holders Dia. up to 30 mm POLICAP Dia. up to 13 mm Mounted flap wheels Dia. up to 25 mm Felt points Dia. up to 10 mm	Diamond grinding points Dia. 9.0 to 20.0 mm CBN grinding points Dia. 18.0 to 20.0 mm Diamond cut-off wheels Dia. 40 to 50 mm matching arbor BO 6/10 3 BO 8/10 3	Cut-off wheels EHT Dia. up to 50 mm matching arbors BO 6/6 0-4 BO SPG 6/6 0-10 Snagging wheels ER Dia. up to 50 mm matching arbors BO 6/6 3-10 BO 8/10 6-20 BO SPG 6/6 0-10 BO SPG 6/10 0-10	Shank mounted end brushes crimped PBU dia. 10 to 20 mm crimped with bridle PBUR dia. 13 mm knotted PBG dia. 19 to 23 mm Shank mounted wheel brushes crimped RBU dia. 20 to 30 mm

If no shank diameter is given, the shank dia. of 6 mm applies.

*Catalogue sections 3/4: This data applies to an unsupported shank length of 10 mm and the max. stated mounted point dimensions.

Note: Please observe the recommended cutting speeds and the max. permitted rotational speeds in catalogue sections 2–8.



Special features:

- No oil residues on the workpiece.
- Low angle head height.

Included in delivery:

0.75 m exhaust hose and 2 m air supply hose without nozzle, 6 mm collet, 2 keys.

PWSA 5/160 HV

with oil: 16,000 RPM / 370 watts
without oil: 13,000 RPM / 340 watts



PFERDVALUE:



Description	EAN 4007220	Exhaust direction	Throttle type	Air consumption at idling speed [m³/min]	Air consumption under load [m³/min]	Collet group	Inner dia. of air supply hose [mm]	Net weight [kg]
PWSA 5/160 HV	235287	rear	lever	0.85	0.63	6	8	0.710

Collets



Group	For shank dia.					
	3 mm	6 mm	8 mm	3/32 inch	1/8 inch	1/4 inch
	EAN 4007220					
6	212875	212851	212936	234969	212882	212868

For dimensions see page 116.

Keys



Description	EAN 4007220
EM SW 11 mm	206812
EM SW 17 mm	204542

Connecting set



Description	EAN 4007220
AS 2	351116

See page 67.

In-line fine filter



Description	EAN 4007220
SF 24 STG-T8	809020

See page 67.

Frequency damper



Frequency damper FD 47-8-30,5 to make use much easier on the ears. See page 67.

Grinding disc adapter set



Description	EAN 4007220	Tool mounting [mm]
SAS 10/50	238462	Dia. 10 x 1-9

Using this adapter set, cut-off and grinding wheels can be used up to dia. 50 mm and a thickness of 1–9 mm. Easy to use: Remove the collet, connect the hand protection, place the washer onto the spindle and tighten the grinding wheel with the clamping screw (washer is not needed for wheels thicker than 6 mm).

Suitable PFERD tools

Catalogue section 2	Catalogue section 3*	Catalogue section 4*	Catalogue section 5	Catalogue section 6	Catalogue section 8
TC burrs Cut 3, 3 PLUS, 4, 5, STEEL, INOX, NON-FERROUS, CAST, TOUGH, TOUGH-S, MICRO, ALLROUND Dia. 9 to 12 mm HSS rotary cutters Cut 1, 2, 3, 5, Special cuts Dia. 2.3 to 6 mm	Mounted points Shank dia. 6 mm: Dia. up to 16 mm Dia. 16 to 32 mm Width ≤ 40 mm Dia. 40 to 50 mm Width ≤ 25 mm Shank dia. 8 mm: Dia. 32 to 50 mm Width ≤ 50 mm	Poliflex fine grinding points Bonds: GR, PUR Dia. up to 15 mm GHR, LR, TX, LHR Dia. 12 to 30 mm POLICAP Dia. up to 13 mm COMBIDISC abrasive discs Dia. 20 to 50 mm COMBIDISC TX discs Dia. 50 mm	Diamond grinding points Dia. 9.0 to 20.0 mm CBN grinding points Dia. 18.0 to 20.0 mm Diamond cut-off wheels Dia. 40 to 50 mm matching arbor BO 6/10 3 BO 8/10 3 or Adapter set SAS 10/50	Cut-off wheels EHT Dia. up to 50 mm matching arbors BO 6/6 0-4 BO SPG 6/6 0-10 Snagging wheels ER Dia. up to 50 mm matching arbors BO 6/6 3-10 BO 8/10 6-20 BO SPG 6/6 0-10 BO SPG 6/10 0-10	Shank mounted end brushes crimped PBU dia. 10 to 20 mm crimped with bridle PBUR dia. 13 mm knotted PBG dia. 19 to 23 mm Shank mounted wheel brushes crimped RBU dia. 20 to 30 mm

If no shank diameter is given, the shank dia. of 6 mm applies.

*Catalogue sections 3/4: This data applies to an unsupported shank length of 10 mm and the max. stated mounted point dimensions.

Note: Please observe the recommended cutting speeds and the max. permitted rotational speeds in catalogue sections 2–8.



Air grinders

Angle grinders with collet


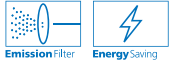


PWSA 5/130 HV

13,000 RPM / 370 watts



PFERDVALUE:



Special features:

- With or without oil – no difference in speed at the same power output.
- No oil residues on the workpiece.
- Constant power delivery due to the centrifugal governor.
- Low angle head height.

Included in delivery:

0.75 m exhaust hose and 2 m air supply hose without nozzle, 6 mm collet, 2 keys.

Description	EAN 4007220	Exhaust direction	Throttle type	Air consumption at idling speed [m³/min]	Air consumption under load [m³/min]	Collet group	Inner dia. of air supply hose [mm]	Net weight [kg]
PWSA 5/130 HV	271766	rear	lever	0.30	0.60	6	8	0.710

Collets



Group	For shank dia.					
	3 mm	6 mm	8 mm	3/32 inch	1/8 inch	1/4 inch
	EAN 4007220					
6	212875	212851	212936	234969	212882	212868

For dimensions see page 116.

Keys



Description	EAN 4007220
EM SW 11 mm	206812
EM SW 17 mm	204542

Connecting set



Description	EAN 4007220
AS 2	351116

See page 67.

In-line fine filter



Description	EAN 4007220
SF 24 STG-T8	809020

See page 67.

Frequency damper



Frequency damper
FD 47-8-30,5 to make use
much easier on the ears.
See page 67.



Grinding disc adapter set



Description	EAN 4007220	Tool mounting [mm]
SAS 10/50	238462	Dia. 10 x 1-9

Using this adapter set, cut-off discs and grinding wheels can be used up to dia. 50 mm and a thickness of 1–9 mm. Easy to use: Remove the collet, connect the hand protection, place the washer onto the spindle and tighten the grinding disc with the clamping screw (washer is not needed for discs thicker than 6 mm).

Suitable PFERD tools

Catalogue section 2	Catalogue section 3*	Catalogue section 4*	Catalogue section 5	Catalogue section 6	Catalogue section 8
TC burrs Cut 3, 3 PLUS, 4, 5, STEEL, INOX, NON-FERROUS, CAST, TOUGH, TOUGH-S, MICRO, TITANIUM, ALLROUND Dia. 10 to 16 mm HSS rotary cutters Cut 1, 2, 3, 5, Special cuts Dia. 2.3 to 7 mm	Mounted points Shank dia. 6 mm: Dia. up to 16 mm Dia. 16 to 32 mm Width ≤ 40 mm Dia. 40 to 50 mm Width ≤ 25 mm Shank dia. 8 mm: Dia. 32 to 50 mm Width ≤ 50 mm Catalogue section 4* Poliflex fine grinding points Bonds: GR, PUR Dia. 8 to 20 mm GHR, LR, TX, LHR Dia. 15 to 40 mm	Poliflex fine grinding discs Bond: TX Dia. 25 to 40 mm POLICAP Dia. up to 13 mm COMBIDISC abrasive discs Dia. 20 to 50 mm COMBIDISC TX discs Dia. 50 and 75 mm	Diamond grinding points Dia. 12.0 to 20.0 mm Diamond cut-off wheels Dia. 22 and 50 mm matching arbor BO 3/1,7 1 BO 6/10 3 BO 8/10 3 or Adapter set SAS 10/50	Cut-off wheels EHT Dia. up to 50 mm matching arbors BO 6/6 0-4 BO SPG 6/6 0-10 Snagging wheels ER Dia. up to 50 mm matching arbors BO 6/6 3-10 BO 8/10 6-20 BO SPG 6/6 0-10 BO SPG 6/10 0-10	Shank mounted end brushes crimped PBU dia. 10 to 20 mm crimped with bridle PBUR dia. 13 mm knotted PBG dia. 19 to 23 mm Shank mounted wheel brushes crimped RBU dia. 20 to 30 mm

If no shank diameter is given, the shank dia. of 6 mm applies.

*Catalogue sections 3/4: This data applies to an unsupported shank length of 10 mm and the max. stated mounted point dimensions.

Note: Please observe the recommended cutting speeds and the max. permitted rotational speeds in catalogue sections 2–8.



Special features:

- Constant power delivery due to the centrifugal governor.
- For low-speed grinding tools with shank diameter up to 8 mm.

Included in delivery:

0.75 m exhaust hose and 2 m air supply hose without nozzle, 2 keys, 6 mm collet.

PWSA 4/45 HV

4,500 RPM / 250 watts



PFERDVALUE:



Description	EAN 4007220	Exhaust direction	Throttle type	Air consumption at idling speed [m³/min]	Air consumption under load [m³/min]	Collet group	Inner dia. of air supply hose [mm]	Net weight [kg]
PWSA 4/45 HV	948750	rear	lever	0.25	0.50	6	8	0.560

Collets



Group	For shank dia.					
	3 mm	6 mm	8 mm	3/32 inch	1/8 inch	1/4 inch
	EAN 4007220					
6	212875	212851	212936	234969	212882	212868

For dimensions see page 116.

Keys



Description	EAN 4007220
EM SW 11 mm	206812
EM SW 14 mm	206836

Connecting set



Description	EAN 4007220
AS 2	351116

See page 67.

In-line fine filter



Description	EAN 4007220
SF 24 STG-T8	809020

See page 67.

Suitable PFERD tools

Catalogue section 4*

Poliflex fine grinding points
Poliflex fine grinding discs
Dia. up to 80 mm

Poliflex marbling tool holder
PFZY 5040

Felt points
Felt wheels
Dia. up to 45 mm

COMBIDISC diamond abrasive discs
Dia. up to 75 mm

COMBIDISC non-woven discs
Dia. 75 mm

COMBIDISC felt discs
Dia. up to 75 mm

COMBIDISC POLICLEAN discs
Dia. up to 75 mm

COMBIDISC abrasive disc holder
SBH 75

matching
arbor
SBH 50
BO PFF 50

If no shank diameter is given, the shank dia. of 6 mm applies.

***Catalogue section 4:** This data applies to an unsupported shank length of 10 mm and the max. stated mounted point dimensions.



Air grinders

Angle grinder with threaded spindle



PW 3/120 DH

12,000 RPM / 220 watts



PFERDVALUE:



Special features:

- Special spindle for holding all COMBIDISC tools (use a backing pad without shank).
- Flat angle head for work in hard-to-reach areas.
- Drive version with rear exhaust available on request.

Included in delivery:

2 m air supply hose without nozzle, 1 key.

Description	EAN 4007220	Exhaust direction	Throttle type	Air consumption at idling speed [m³/min]	Air consumption under load [m³/min]	Spindle thread	Inner dia. of air supply hose [mm]	Net weight [kg]
PW 3/120 DH	271780	front	ring/lever	0.55	0.35	1/4" - 20 UNC	8	0.390

Keys



Description	EAN 4007220
EM SW 11 mm	206812

Connecting set



Description	EAN 4007220
AS 2	351116

See page 67.

In-line fine filter



Description	EAN 4007220
SF 24 STG-T8	809020

See page 67.

Extension for drive spindles



Description	EAN 4007220	Use for
SPV 20 CD 1/4-20 UNC	333167	COMBIDISC abrasive disc holder without threaded shank

Suitable PFERD tools

Catalogue section 4		
COMBIDISC abrasive discs Dia. 20 to 75 mm	COMBIDISC non-woven discs Dia. 20 to 75 mm	COMBIDISC abrasive disc holders SBH 20, 25, 38, 50, 75 without threaded shank
COMBIDISC TX discs Dia. 50 and 75 mm	POLICLEAN discs Dia. 50 mm	

Note: Please observe the recommended cutting speeds and the max. permitted rotational speeds in catalogue sections 2–8.



Special features:

- Max. **tool diameter up to 115 mm.**
- With or without oil – no difference in speed at the same power output.
- No oil residues on the workpiece.
- With spindle lock pin.
- Low angle head height.
- Can be converted to a belt grinder with belt grinder attachment.

Included in delivery:

1.7 m exhaust hose and 3 m air supply hose without nozzle, 1 key, clamping flanges, guard, side handle.

PWAS 9/120 HV

12,000 RPM / 600 watts



PFERDVALUE:



Description	EAN 4007220	Exhaust direction	Throttle type	Air consumption at idling speed [m³/min]	Air consumption under load [m³/min]	Spindle thread	Inner dia. of air supply hose [mm]	Tool mounting [mm]	Net weight [kg]
PWAS 9/120 HV	319772	rear	lever	0.90	0.80	M14	9	22.23	1.750

Clamping flanges



Description	EAN 4007220
SPF 95774001	426036
SPM 95732801	316238

Keys



Description	EAN 4007220
STL SW 35 x 5 mm	193853

Connecting set



Description	EAN 4007220
AS 3	351123

See page 67.

In-line fine filter



Description	EAN 4007220
SF 24 STG-T9	809044

See page 67.

Frequency damper



Frequency damper
FD 47-9-30,5 to make use
much easier on the ears.
See page 67.



Belt grinder attachment



See page 121.

Suitable PFERD tools

Catalogue section 4	Catalogue section 5	Catalogue section 6	Catalogue section 8
COMBICLICK fibre discs Dia. up to 115 mm Fibre discs Dia. up to 115 mm	Diamond cut-off wheels CC-GRIND-SOLID-DIAMOND Dia. 115 mm	Cut-off and grinding wheels POLIFAN flap discs CC-GRIND grinding discs Dia. up to 115 mm	Threaded cup brushes crimped TBU dia. 60 mm M14 Threaded bevel brushes crimped KBU dia. 100 to 115 mm M14 knotted KBG dia. 115 mm M14 Wheel brushes Type for angle grinders crimped RBU dia. 115 mm

Note: Please observe the recommended cutting speeds and the max. permitted rotational speeds in catalogue sections 2–8.




Air grinders

Angle grinder with threaded spindle



PWAS 13/120 AVH

12,000 RPM / 1,100 watts



PFERDVALUE:



Special features:

- Max. tool diameter up to 125 mm.
- Autobalancer on the work spindle.
- Constant power delivery due to the centrifugal governor.
- Spindle lock pin for tool change with one key.

Included in delivery:

1 m exhaust hose and 2.5 m air supply hose with 1/2" male threaded connection, 1 clamping nut, 2 flange screws, 2 spacer sleeves, 2 keys, guard, anti-vibration handle.

Description	EAN 4007220	Exhaust direction	Throttle type	Air consumption at idling speed [m³/min]	Air consumption under load [m³/min]	Spindle thread	Inner dia. of air supply hose [mm]	Tool mounting [mm]	Net weight [kg]
PWAS 13/120 AVH	896709	rear	lever	0.50	1.20	M14	12	22.23	2.100

Clamping flanges



Item no.	Description	EAN 4007220
1	SPM14 98980036	902189
2	DHFL 98980039	902226
3	FLS 98980037	902202
4	DHTR 98980040	902233
5	FLS-CC 98980038	902219

Keys



Description	EAN 4007220
SKS SW 4 mm	204450
STL SW 35 x 5 mm	193853

Connecting set



Description	EAN 4007220
AS 4	351130

See page 67.

In-line fine filter



Description	EAN 4007220
SF 30 STG 12-T12	809051

See page 67.

Suitable PFERD tools

Catalogue section 2	Catalogue section 4	Catalogue section 5	Catalogue section 6	Catalogue section 8
High Speed Disc ALUMASTER Dia. 115 mm	COMBICLICK fibre discs Dia. up to 125 mm matching backing pad CC-GT 115/125 Fibre discs Dia. up to 125 mm matching backing pad GT 125	Diamond cut-off wheels CC-GRIND-SOLID- DIAMOND Dia. 125 mm	Cut-off and grinding wheels POLIFAN flap discs CC-GRIND grinding discs Dia. up to 125 mm	Threaded cup brushes crimped TBU dia. 60 to 75 mm M14 Threaded bevel brushes crimped KBU dia. 100 to 125 mm M14 knotted KBG dia. 115 mm M14
				Wheel brushes Type for angle grinders crimped RBU dia. 115 mm

Note: Please observe the recommended cutting speeds and the max. permitted rotational speeds in catalogue sections 2–8.





Special features:

- Max. **tool diameter up to 125 mm.**
- M14 threaded spindle for the convenient mounting of various tools.
- Very powerful turbine motor.
- Constant power delivery due to the centrifugal governor.
- Spindle lock pin for tool change with one key.

Included in delivery:

1/2" female connecting thread, 2 keys, 1 clamping nut, 1 clamping flange, 1 spacer, guard, anti-vibration handle.

PWT 26/120 HV M14

12,000 RPM / 2,600 watts



PFERDVALUE:



Description	EAN 4007220	Exhaust direction	Throttle type	Air consumption at idling speed [m³/min]	Air consumption under load [m³/min]	Spindle thread	Inner dia. of air supply hose [mm]	Tool mounting [mm]	Net weight [kg]
PWT 26/120 HV M14	071205	bottom	lever	0.90	2.25	M14	16	22.23	2.200

Clamping flanges

(1)	Item no.	Description	EAN 4007220
(2)	1	SPM14 90011450	067444
(3)	2	SPF 90011455	067437
	3	DS 90011460	071533

Keys

Description	EAN 4007220
STL SW 35 x 5 mm	193853
SKS SW 5 mm	204467

In-line fine filter

Description	EAN 4007220
SF 35 IG 1/2-IG 1/2	072103

See page 67.

Revolving nozzle



See page 66.

Suitable PFERD tools

Catalogue section 2	Catalogue section 4	Catalogue section 5	Catalogue section 6	Catalogue section 8
High Speed Disc ALUMASTER Dia. 115 mm	COMBICLICK fibre discs Dia. up to 125 mm matching backing pad CC-GT 115/125 Fibre discs Dia. up to 125 mm matching backing pad GT 125	Diamond cut-off wheels CC-GRIND-SOLID- DIAMOND Dia. 125 mm	Cut-off and grinding wheels POLIFAN flap discs CC-GRIND grinding discs Dia. 125 mm	Wheel brushes Type for angle grinders crimped RBU dia. 115 mm knotted RBG dia. 100 to 125 mm Pipeline wheel brushes knotted RBG dia. 100 to 115 mm Threaded bevel brushes crimped KBU dia. 100 to 125 mm M14 knotted KBG dia. 100 to 125 mm M14 Threaded cup brushes crimped TBU dia. 60 to 75 mm M14 knotted TBG dia. 60 to 75 mm M14

Note: Please observe the recommended cutting speeds and the max. permitted rotational speeds in catalogue sections 2–8.



Air grinders

Angle grinder with threaded spindle



PWT 26/100 HV M14

10,000 RPM / 2,600 watts



Special features:

- Max. tool diameter up to 150 mm.
- M14 threaded spindle for the convenient mounting of various tools.
- Very powerful turbine motor.
- Constant power delivery due to the centrifugal governor.
- Spindle lock pin for tool change with one key.

Included in delivery:

1/2" female connecting thread, 2 keys, 2 clamping nuts, 3 clamping flanges, guard, anti-vibration handle.

PFERDVALUE:



Description	EAN 4007220	Exhaust direction	Throttle type	Air consumption at idling speed [m³/min]	Air consumption under load [m³/min]	Spindle thread	Inner dia. of air supply hose [mm]	Tool mounting [mm]	Net weight [kg]
PWT 26/100 HV M14	071212	bottom	lever	0.90	2.25	M14	16	22.23	2.580

Clamping flanges

(1)	(2)	(3)	(4)	(5)	Item no.	Description	EAN 4007220
					1	SPM14 90011450	067444
					2	SPM14 90011451 T150	067482
					3	SPF 90011456 M150	067451
					4	SPF 90011457 K150/180	067475
					5	SPF 90011458 H150/180	067468

Keys

	Description	EAN 4007220
	STL SW 35 x 5 mm	193853
	SKS SW 5 mm	204467

In-line fine filter

	Description	EAN 4007220
	SF 35 IG 1/2-IG 1/2	072103

See page 67.

Revolving nozzle



See page 66.

Suitable PFERD tools

Catalogue section 4	Catalogue section 6	Catalogue section 8
Fibre discs Dia. up to 150 mm	Cut-off and grinding wheels POLIFAN flap discs CC-GRIND grinding discs Dia. up to 150 mm	Wheel brushes Type for angle grinders crimped RBU dia. 115 to 125 mm Pipeline wheel brushes knotted RBG dia. 150 mm Threaded cup brushes crimped TBU dia. 75 mm M14 knotted TBG dia. 80 mm M14

Note: Please observe the recommended cutting speeds and the max. permitted rotational speeds in catalogue sections 4–8.





Special features:

- Max. **tool diameter up to 180 mm.**
- M14 threaded spindle for the convenient mounting of various tools.
- Very powerful turbine motor.
- Constant power delivery due to the centrifugal governor.
- Spindle lock pin for tool change with one key.

Included in delivery:

1/2" female connecting thread, 2 keys, 2 clamping nuts, 3 clamping flanges, guard, anti-vibration handle.

PWT 26/85 HV M14

8,500 RPM / 2,600 watts




PFERDVALUE:



Description	EAN 4007220	Exhaust direction	Throttle type	Air consumption at idling speed [m³/min]	Air consumption under load [m³/min]	Spindle thread	Inner dia. of air supply hose [mm]	Tool mounting [mm]	Net weight [kg]
PWT 26/85 HV M14	071229	bottom	lever	0.90	2.25	M14	16	22.23	2.800

Clamping flanges



Item no.	Description	EAN 4007220
1	SPM14 90011450	067444
2	SPM14 90011452 T180	067505
3	SPF 90011459 M180	067499
4	SPF 90011457 K150/180	067475
5	SPF 90011458 H150/180	067468

Keys



Description	EAN 4007220
STL SW 35 x 5 mm	193853
SKS SW 5 mm	204467

In-line fine filter



Description	EAN 4007220
SF 35 IG 1/2-IG 1/2	072103

See page 67.

Revolving nozzle



See page 66.

Suitable PFERD tools

Catalogue section 4	Catalogue section 5	Catalogue section 6	Catalogue section 8
Fibre discs COMBICLICK fibre discs Dia. up to 180 mm	Diamond cut-off wheels Dia. 178 mm	Cut-off and grinding wheels POLIFAN flap discs CC-GRIND grinding discs Dia. up to 180 mm	Wheel brushes RBG knotted dia. 178 mm Pipeline wheel brushes knotted RBG dia. 178 mm Threaded cup brushes knotted TBG dia. 80 to 100 mm M14

Note: Please observe the recommended cutting speeds and the max. permitted rotational speeds in catalogue sections 4–8.




Air grinders

Angle grinder with threaded spindle



PWAS 4/45 HV-CD

4,500 RPM / 250 watts



PFERDVALUE:



Special features:

- Special spindle for holding all low-speed COMBIDISC tools (use a backing pad without shank).
- Constant power delivery due to the centrifugal governor.
- Work spindle extension of 20 mm is possible with SPV 20 CD 1/4-20 UNC.

Included in delivery:

0.75 m exhaust hose and 2 m air supply hose without nozzle, 1 key.

Description	EAN 4007220	Exhaust direction	Throttle type	Air consumption at idling speed [m³/min]	Air consumption under load [m³/min]	Spindle thread	Inner dia. of air supply hose [mm]	Net weight [kg]
PWAS 4/45 HV-CD	948767	rear	lever	0.25	0.50	1/4"-20 UNC	8	0.510

Keys



Description	EAN 4007220
EM SW 11 mm	206812

Connecting set



Description	EAN 4007220
AS 2	351116

See page 67.

In-line fine filter



Description	EAN 4007220
SF 24 STG-T8	809020

See page 67.

Extension for drive spindles



Description	EAN 4007220	Use for
SPV 20 CD 1/4-20 UNC	333167	COMBIDISC abrasive disc holder without threaded shank

Suitable PFERD tools

Catalogue section 4*		
COMBIDISC diamond abrasive discs Dia. up to 75 mm	COMBIDISC POLICLEAN discs Dia. up to 75 mm	matching arbors SBH 50 BO PFF 50
COMBIDISC non-woven discs Dia. 75 mm	COMBIDISC abrasive disc holder SBH 75	
COMBIDISC felt discs Dia. up to 75 mm		





Special features:

PBS 3/200 DH 99

- Incl. belt grinder attachment arm BSVAK 9/9 x 305.
- Easy to handle, compact shape.

PBS 3/200 DH oVA


- Please order belt grinder attachment arm separately (see below).

Included in delivery:

2 m air supply hose without nozzle, 3 keys, protective cover.

PBS 3/200 DH 99 PBS 3/200 DH oVA

Belt length: 305 x width: 3–12 mm



PFERDVALUE:



Description	EAN 4007220	Exhaust direction	Throttle type	Air consumption at idling speed [m³/min]	Air consumption under load [m³/min]	Belt speed [m/s]	Power output [watts]	Inner dia. of air supply hose [mm]	Net weight [kg]
PBS 3/200 DH 99	801857	front	ring/lever	0.55	0.35	21	220	8	0.575
PBS 3/200 DH oVA	948781	front	ring/lever	0.55	0.35	21	220	8	0.500

Keys



Description	EAN 4007220
SKS SW 3 mm	584538
SKS SW 5 mm	204467
EM SW 14 mm	206836

Connecting set



Description	EAN 4007220
AS 2	351116

See page 67.

In-line fine filter



Description	EAN 4007220
SF 24 STG-T8	809020

See page 67.

Protective cover



Description	EAN 4007220
SDVH-K	544938



For further information and ordering data on abrasive and non-woven short belts, please refer to catalogue section 4.

Belt grinder attachment arms

BSVAK 9/25



BSVAK 9/25-1



BSVAK 4/16



BSVAK 9/9



BSVAK 9/16



- Robust steel design.
- Use of the full roller width.
- Extremely slim fixing lugs on the facing roller.

- Asymmetrical arms for flush lateral grinding.
- Belt arm guide can be fixed.
- BSVAK 9/25-1 with conical guide roller (range 1 mm).

- BSVAK 4/16, BSVAK 9/9 and BSVAK 9/16 with pad for stabilisation/support.

Description	EAN 4007220	Width x roll dia. [mm]	Suitable belt width [mm]	Suitable belt length [mm]	Net weight [kg]
BSVAK 9/25 x 305	544914	9 x 25	3, 6, 9, 12, 16	305	0.083
BSVAK 9/25-1 x 305	544921	9 x 25	3, 6, 9, 12	305	0.082
BSVAK 4/16 x 305	544884	4 x 16	3, 6, 9	305	0.052
BSVAK 9/9 x 305	544891	9 x 9	9, 12	305	0.075
BSVAK 9/16 x 305	544907	9 x 16	9, 12	305	0.088




Air grinders

Belt grinders, attachment arms




PBSA 5/160 HV 925 PBSA 5/160 HV oVA

Belt lengths: 520 (610*) mm x width: 3–20 mm



PFERDVALUE:



Special features:

- *Belt length 610 mm x width 3–20 mm with adapter BSAD 41/36 x 610.
- The belt grinder attachment can be pivoted on the drive system.

PBSA 5/160 HV 925

- Incl. belt grinder attachment arm BSVA 9/25 x 520.

PBSA 5/160 HV oVA

- Please order belt grinder attachment arm separately (see below).

Included in delivery:

0.75 m exhaust hose and 2 m air supply hose without nozzle, 1 key.

Description	EAN 4007220	Exhaust direction	Throttle type	Air consumption at idling speed [m³/min]	Air consumption under load [m³/min]	Belt speed [m/s]	Power output [watts]	Inner dia. of air supply hose [mm]	Net weight [kg]
PBSA 5/160 HV 925	801963	rear	lever	0.85	0.63	20-25	370	8	1.250
PBSA 5/160 HV oVA	948804	rear	lever	0.85	0.63	20-25	370	8	1.150

Keys



Description	EAN
SKS SW 4 mm	204450

Connecting set



Description	EAN
AS 2	351116

See page 67.

In-line fine filter



Description	EAN
SF 24 STG-T8	809020

See page 67.

Protective cover



Description	EAN
SDVH-G	956861

Adapter



Description	EAN
BSAD 41/36 x 610	395967

Frequency damper



Frequency damper FD 47-8-30,5 to make use much easier on the ears.
See page 67.



Belt grinder attachment arms



- Robust steel design.
- Extremely slim fixing lugs on the facing roller.
- Use of the full roller width.
- Asymmetrical arms for flush lateral grinding.
- Belt arm guide can be fixed.
- BSVA 9/25-1 with conical guide roller (range 1 mm).
- BSVA 18/23 with metal roller and pad for stabilisation/support.

Description	EAN 4007220	Width x roll dia. [mm]	Suitable belt width [mm]	Suitable belt length [mm]	Net weight [kg]
BSVA 9/25 x 520	323007	9 x 25	3, 6, 9, 12, 16	520, 610	0.095
BSVA 9/25-1 x 520	494288	9 x 25	3, 6, 9, 12	520, 610	0.095
BSVA 4/16 x 520	322987	4 x 16	3, 6, 9	520, 610	0.060
BSVA 9/16 x 520	322994	9 x 16	9, 12	520, 610	0.096
BSVA 12/19 x 520	323014	12 x 19	12, 16	520, 610	0.107
BSVA 18/23 x 520	349267	18 x 23	20	520, 610	0.150



Special features:


- ***Belt length 610 mm** x width 3–20 mm with **adapter BSAD 41/36 x 610**.
- The belt grinder attachment can be pivoted on the drive system.
- Balanced handling.
- Please order belt grinder attachment arm separately (see below).

Included in delivery:

- 3 m air supply hose with 1/4" male threaded connection and threaded quick coupling (STGI), 1 key.

PBS 5/155 HV oVA

Belt lengths: 520 (610*) mm x width: 3–20 mm



Description	EAN 4007220	Exhaust direction	Throttle type	Air consumption at idling speed [m³/min]	Air consumption under load [m³/min]	Belt speed [m/s]	Power output [watts]	Inner dia. of air supply hose [mm]	Net weight [kg]
PBS 5/155 HV oVA	101841	front	lever	0.60	0.40	21	370	8.5	1.305

Keys



Description	EAN 4007220
SKS SW 4 mm	204450

Connecting set



Description	EAN 4007220
AS 3	351123

See page 67.

In-line fine filter



Description	EAN 4007220
SF 24 STG-IG 1/4	953259

See page 67.

Protective cover



Description	EAN 4007220
SDVH-G	956861

Adapter



Description	EAN 4007220
BSAD 41/36 x 610	395967

Belt grinder attachment holder



Description	EAN 4007220
BSVH 41 oATR	101858

Belt grinder attachment arms

BSVA 9/25



BSVA 9/25-1



BSVA 4/16



BSVA 9/16



BSVA 12/19



BSVA 18/23



- Robust steel design.
- Use of the full roller width.
- Extremely slim fixing lugs on the facing roller.

- Asymmetrical arms for flush lateral grinding.
- Belt arm guide can be fixed.
- BSVA 9/25-1 with conical guide roller (range 1 mm).

- BSVA 18/23 with metal roller and pad for stabilisation/support.

Description	EAN 4007220	Width x roll dia. [mm]	Suitable belt width [mm]	Suitable belt length [mm]	Net weight [kg]
BSVA 9/25 x 520	323007	9 x 25	3, 6, 9, 12, 16	520, 610	0.095
BSVA 9/25-1 x 520	494288	9 x 25	3, 6, 9, 12	520, 610	0.095
BSVA 4/16 x 520	322987	4 x 16	3, 6, 9	520, 610	0.060
BSVA 9/16 x 520	322994	9 x 16	12	520, 610	0.096
BSVA 12/19 x 520	323014	12 x 19	12, 16	520, 610	0.107
BSVA 18/23 x 520	349267	18 x 23	20	520, 610	0.150



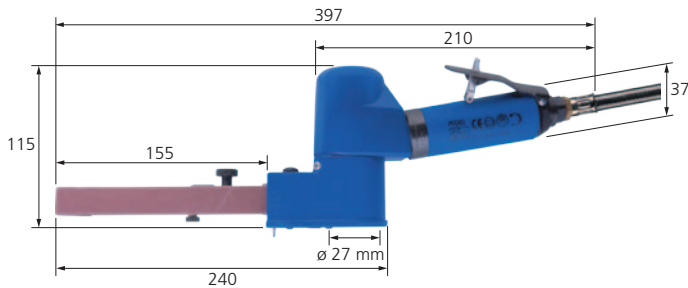
Air grinders

Belt grinders, attachment arms



PBS 5/155 HV 824
PBS 5/155 HV 1924
PBS 5/155 HV 2324

Belt lengths: 480 (610*) mm x width: 6–25 mm



Special features:

- ***Belt length 610 mm** x width 6–12 mm with **belt grinder attachment arm BSVA 5/155-4/16** or **9/16**.
- The belt grinder attachment can be pivoted on the drive system.
- Balanced handling.

Included in delivery:

3 m air supply hose with 1/4" male threaded connection and threaded quick coupling (STGI), 2 keys.

Description	EAN 4007220	Incl. belt arm	Exhaust direction	Throttle type	Air consumption at idling speed [m³/min]	Air consumption under load [m³/min]	Belt speed [m/s]	Power output [watts]	Inner dia. of air supply hose [mm]	Net weight [kg]
PBS 5/155 HV 824	792674	1	front	lever	0.60	0.40	21	370	8.5	1.390
PBS 5/155 HV 1924	792681	2	front	lever	0.60	0.40	21	370	8.5	1.390
PBS 5/155 HV 2324	792698	3	front	lever	0.60	0.40	21	370	8.5	1.390

Keys



Description	EAN 4007220
SKS SW 3 mm	584538
SKS SW 5/32"	500439

Connecting set



Description	EAN 4007220
AS 3	351123

See page 67.

In-line fine filter

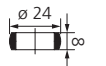


Description	EAN 4007220
SF 24 STG-IG 1/4	953259

See page 67.

Belt grinder attachment arms

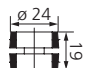
BSVA 5/155-8/24x480



BSVA 5/155-4/16x610



BSVA 5/155-19/24x480



BSVA 5/155-9/16x610



BSVA 5/155-23/24x480



- Robust steel design.
- Use of the full roller width.
- Slim fixing lugs on the facing roller.

- Asymmetrical arms for flush lateral grinding.
- Belt arm guide can be fixed.

- For further information and ordering data on abrasive and non-woven short belts, please refer to catalogue section 4.

Description	EAN 4007220	Belt arm	Width x roll dia. [mm]	Suitable belt width [mm]	Suitable belt length [mm]	Net weight [kg]
BSVA 5/155-8/24x480	794098	1	8 x 24	6, 10, 12	480	0.070
BSVA 5/155-19/24x480	794081	2	19 x 24	16, 20	480	0.086
BSVA 5/155-23/24x480	794104	3	23 x 24	25	480	0.088
BSVA 5/155-4/16x610	808054	-	4 x 16	6	610	0.070
BSVA 5/155-9/16x610	801871	-	9 x 16	6, 10, 12	610	0.132



Special features:

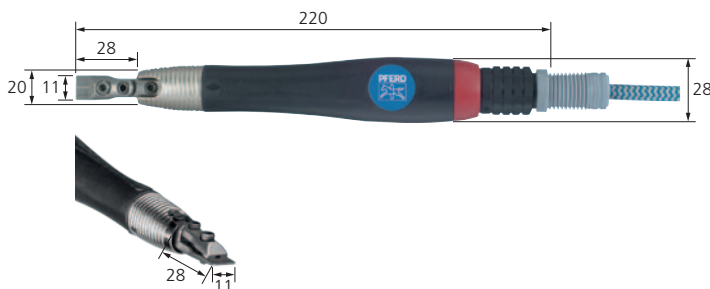
- Light, easy to handle design.
- For work on surfaces and in hard-to-reach areas.
- Tool mountings: Round shank with dia. 3 mm, slot mounting of 10x1.5x10 mm (LxWxD) for ceramic fibre files.

Included in delivery:

0.32 m exhaust hose and 1.5 m air supply hose with 1/4" female threaded connection and threaded quick coupling (STGI), 1 key, arbor.

PFGA 07/220

Frequency: 22,000 strokes/min



PFERDVALUE:



Description	EAN 4007220	Exhaust direction	Throttle type	Air consumption at idling speed [m³/min]	Air consumption under load [m³/min]	Inner dia. of air supply hose [mm]	Frequency [strokes/ min]	Stroke length [mm]	Net weight [kg]
PFGA 07/220	657638	rear	ring	0.05	0.03	4	22,000	0.7	0.180

Keys



Description	EAN 4007220
SKS SW 2.5 mm	785980

In-line fine filter



Description	EAN 4007220
SF 24 STG-IG 1/4	953259

See page 67.

Double nipple



Description	EAN 4007220
DNA 1/4-1/4	178577

See page 67.



Special features:

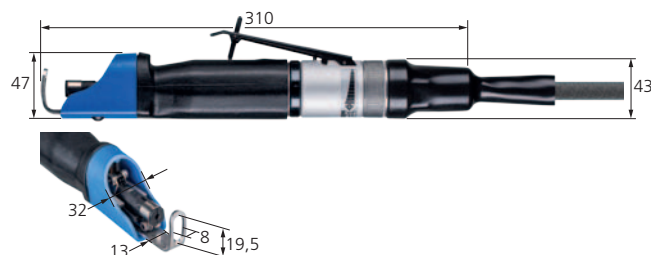
- Light, easy to handle design.
- Mechanical drive for tools used for deburring, filing, grinding, fine grinding, polishing, lapping, sawing, and creating grinding patterns in the axial direction.
- Tool mountings: Round shank with dia. 3 mm, 4 mm, 6 mm; slot mounting of 11x1x17 mm (LxWxD) for saw blades.

Included in delivery:

0.40 m exhaust hose and 2 m air supply hose without nozzle, 1 key, arbor with dia. 4 mm.

PFGA 10/120 HV

Frequency: 12,000 strokes/min



PFERDVALUE:



Description	EAN 4007220	Exhaust direction	Throttle type	Air consumption at idling speed [m³/min]	Air consumption under load [m³/min]	Inner dia. of air supply hose [mm]	Frequency [strokes/ min]	Stroke length [mm]	Net weight [kg]
PFGA 10/120 HV	963395	rear	lever	0.23	0.15	8	12,000	2–11	0.845

Keys



Description	EAN 4007220
SKS SW 3 mm	584538

In-line fine filter



Description	EAN 4007220
SF 24 STG-T8	809020

See page 67.

Arbor



Description	EAN 4007220
WZH 3 mm	539408
WZH 4 mm	663776
WZH 6 mm	942925

Suitable PFERD tools

Catalogue section 1	Catalogue section 3	Catalogue section 4	Catalogue section 5
Needle files Tang dia. 3.0 mm Tang dia. 4.0 mm	Grinding and polishing stones	Ceramic fibre files	Diamond sabre saw blades Diamond files for manual filing machines Shank dia. 3 mm



Air grinders

Rigid extensions for DIN 10 air-powered motors




Rigid extensions

STV9
STV13

STV20

STV27
STV33

Max. 25,000 RPM (STV9 and STV13)



Special features:

- Rigid extensions for hard-to-reach areas.
- No risk of overloading the drive motor in conjunction with air-powered motors.
- Special lengths and options for workpiece adaptation available on request.
- The potential bending point and the bending radius depend on the STV type and the desired bend.
- Bent types available as from a minimum length of 500 mm (see 2nd and 5th figure).

Included in delivery:

STV9

3 mm collet, 3 keys.

STV13

6 mm collet, 3 keys.


STV20 incl. HA 4 ZGA STV G16/G22

6 mm collet, 2 keys.

Description	EAN 4007220	Connection coupling [DIN]	Sliding coupling [G]	Dia. x length [mm]	Max. bending radius [mm]	Matching tool mounting	Matching drives	*	Net weight [kg]
STV9 L300	035092	10	-	9 x 300	150	Collet group 2	1, 2	*	0.430
STV9 L500	035108	10	-	9 x 500	150	Collet group 2	1, 2	*	0.520
STV9 L800	035115	10	-	9 x 800	150	Collet group 2	1, 2	*	0.640
STV9 L1000	035122	10	-	9 x 1000	150	Collet group 2	1, 2	*	0.720
STV13 L300	733004	10	-	13 x 300	150	Collet group 10	1, 2	*	0.520
STV13 L500	768242	10	-	13 x 500	150	Collet group 10	1, 2	*	0.670
STV13 L800	035139	10	-	13 x 800	150	Collet group 10	1, 2	*	0.890
STV13 L1000	035146	10	-	13 x 1,000	150	Collet group 10	1, 2	*	1.040
STV20 L200	272770	10	16/22	20 x 200	150	HA 4 ZGA STV G16/G22	1, 2	*	0.400
STV20 L400	179604	10	16/22	20 x 400	150	HA 4 ZGA STV G16/G22	1, 2	*	0.630
STV20 L600	179703	10	16/22	20 x 600	150	HA 4 ZGA STV G16/G22	1, 2	*	0.890
STV27 L250	282137	10	22	27 x 250	250	HA 7 ZGA G22, WZ 7 B STV G22, WZ 7-45° STV G22	1, 2, 3	*	0.550
STV27 L500	179499	10	22	27 x 500	250	HA 7 ZGA G22, WZ 7 B STV G22, WZ 7-45° STV G22	1, 2, 3	*	0.930
STV33 L250	179420	10	28	33 x 250	300	HA 10 ZGE, HA 12 ZGA, WZ 10 B STV, WZ 10-45° STV	2, 3, 4, 5	*	1.025
STV33 L500	179468	10	28	33 x 500	300	HA 10 ZGE, HA 12 ZGA, WZ 10 B STV, WZ 10-45° STV	2, 3, 4, 5	*	2.100
STV33 L1000	179758	10	28	33 x 1,000	300	HA 10 ZGE, HA 12 ZGA, WZ 10 B STV, WZ 10-45° STV	2, 3, 4, 5	*	3.250

* 1 = PMAS 5/230 HV, 2 = PMAS 12/200 HV, 3 = PMAS 12/120 HV, 4 = PMAS 12/70 HV, 5 = PMAS 10/40 HV

Handpieces



HA 4 ZGA STV G16/G22

HA 7 ZGA G22

WZ 7 B STV G22

WZ 7-45° STV G22

WZ 10 B STV G28

WZ 10-45° STV G28

Description	EAN 4007220	Max. perm. rotational speed [RPM]	Sliding coupling [G]	Dia. x length [mm]	Transmission ratio	Incl. collet dia. [mm]	Collet group	Net weight [kg]
HA 4 ZGA STV G16/G22	247952	25,000	16/22	20 x 110	-	6	11	0.165
HA 7 ZGA G22	181928	25,000	22	27 x 130	-	6	11	0.320
WZ 7 B STV G22	334645	17,100	22	55 x 157	1.3 : 1	6	6	0.710
WZ 7-45° STV G22	334614	17,100	22	57 x 175	1.3 : 1	6	6	0.750
WZ 10 B STV G28	334638	17,100	28	55 x 156	1.3 : 1	6	6	0.805
WZ 10-45° STV G28	334621	17,100	28	57 x 184	1.3 : 1	6	6	0.845

Other matching handpieces can be found on page 113.



Special features:

- Air-powered motor for rigid extensions with DIN 10 motor connection
- Exhaust direction: rear
- Throttle type: lever

PMAS 5/230 HV

- Without oil: no oil residues on the workpiece

PMAS 12/120 HV

PMAS 12/70 HV

PMAS 10/40 HV

- Constant power delivery due to the centrifugal governor

PMAS 10/40 HV

- Particularly suitable for PST shafts

Included in delivery:

PMAS 5/230 HV

0.75 m exhaust hose and 2 m air supply hose without nozzle, 2 keys

PMAS 12/200 HV

PMAS 12/120 HV

PMAS 12/70 HV

1.25 m exhaust hose and 3 m air supply hose without nozzle, 2 key

PMAS 10/40 HV

1.75 m exhaust hose and 3 m air supply hose without nozzle, 2 key

PMAS 5/230 HV

PMAS 12/200 HV

PMAS 12/120 HV

PMAS 12/70 HV

PMAS 10/40 HV

with oil: 23,000 RPM / 370 watts
without oil: 18,000 RPM / 340 watts

20,000 RPM / 1,000 watts

12,000 RPM / 1,000 watts

7,000 RPM / 1,000 watts

4,000 RPM / 900 watts



PFERDVALUE:
PMAS 5/230 HV



PMAS 12/120 HV, PMAS 12/70 HV,
PMAS 10/40 HV



Item no.	Description	EAN 4007220	Rotational speed [RPM]	Power output [watts]	Air consumption at idle [m³/min]	Air consumption under load [m³/min]	Connection coupling [DIN]	Inner dia. of air supply hose [mm]	Matching extension	Net weight [kg]
1	PMAS 5/230 HV	263235	23,000	370	0.85	0.63	10	8	STV9, STV13, STV20, STV27	0.650
2	PMAS 12/200 HV	178058	20,000	1,000	1.30	0.75	10	12	STV13, STV20, STV27, STV33	2.160
3	PMAS 12/120 HV	178034	12,000	1,000	0.60	1.30	10	12	STV27, STV33	2.160
4	PMAS 12/70 HV	358122	7,000	1,000	0.60	1.30	10	12	STV33	2.320
5	PMAS 10/40 HV	101377	4,000	900	0.60	1.20	10	9	STV33	1.325

Keys



Description	EAN 4007220
STS D 4 mm	205020

Connecting set



Description	EAN 4007220	Matching drives
AS 2	351116	1
AS 3	351123	5
AS 4	351130	2, 3, 4

See page 67.

In-line fine filter



Description	EAN 4007220	Matching drives
SF 24 STG-T8	809020	1
SF 24 STG-T9	809044	5
SF 30 STG 12-T12	809051	2, 3, 4

See page 67.

Frequency damper



To make use much easier on the ears, frequency damper

FD 47-8-30,5 for PMAS 5/230 HV

FD 47-9-30,5 for PMAS 10/40 HV

See page 67.



Marking pen MST 31

Frequency: 30,000–36,000 strokes/min



Special features:

- Very high stroke frequency.
- For applying markings and labels on metal, glass, plastics and on hardened tool steel (fine needle gauge).

Included in delivery:

2 m air supply hose with 1/4" male threaded connection and threaded quick coupling (STGI), TC engraving needle.

Description	EAN 4007220	Needle width	Throttle type	Exhaust direction	Air con- sumption at idling speed [m³/min]	Air con- sumption under load [m³/min]	Inner dia. of air supply hose [mm]	Frequency [strokes/min]	Operating pressure [bar]	Net weight [kg]
MST 31 F	450314	F (fine)	ring	front	0.03	0.02	4	30,000–36,000	6–7	0.150
MST 31 M	450079	M (medium)	ring	front	0.03	0.02	4	30,000–36,000	6–7	0.150
MST 31 G	450307	G (coarse)	ring	front	0.03	0.02	4	30,000–36,000	6–7	0.150

Connecting set



Description	EAN 4007220
AS 1	351109

See page 67.

In-line fine filter



Description	EAN 4007220
SF 24 STG-IG 1/4	953259

See page 67.

Replacement TC engraving needles for marking pens



Description	EAN 4007220	Needle gauge	Net weight [kg]
HM-GN MST 31 F	455722	F (fine)	0.003
HM-GN MST 31 M	455753	M (medium)	0.003
HM-GN MST 31 G	455760	G (coarse)	0.003



How to choose the correct connection fittings for your air grinder

In general, PFERD air grinders with "rear exhaust" are supplied with an air supply and exhaust hose.
Air grinders with "front exhaust" are generally supplied with fixed screw-on nozzles and the matching air supply hose.

Some accessories can be used with several drives; they have been sorted into the groups 1–6. Please refer to the tables for the description of the matching accessory parts.

Connecting sets

The complete connecting sets AS 1–4 for the individual air grinders are allocated in the table below. Please refer to the table on pages 66–67 for the connecting set contents.

Cat. page	Drive		Use		Air consumption [m³/min]		Exhaust direction		Air supply hose inner dia. [mm]	Air supply and exhaust hose supplied		Con-necting set no.	Drive group p. 66–67
			with oil	with-out oil	at idle	under load	front	rear		Supply air	Exhaust air		
Straight grinders													
12	PGTA 1/1010	101,000 RPM	-	•	0.50	0.35	-	•	5.5	•	•	-	1
12	PGT 1/1000	100,000 RPM	-	•	0.35	0.17	•	-	5	•	-	-	1
13	PGAS 2/800 E	80,000 RPM	•	-	0.31	0.25	-	•	5	•	•	1	1
13	PGAS 2/800 E-HV	80,000 RPM	•	-	0.31	0.25	-	•	5	•	•	1	1
14	PGAS 1/750	75,000 RPM	•	-	0.35	0.20	-	•	5	•	•	1	1
15	PGAS 1/700	70,000 RPM	•	-	0.25	0.12	-	•	5	•	•	1	1
15	PGAS 1/700 HV	70,000 RPM	•	-	0.25	0.12	-	•	5	•	•	1	1
16	PGTA 3/700 (with oil)	70,000 RPM	•	•	0.25	0.80	-	•	8	•	•	2	5
17	PGAS 1/600	60,000 RPM	•	-	0.28	0.20	-	•	5	•	•	1	1
18	PGAS 1/550	55,000 RPM	•	-	0.25	0.12	-	•	5	•	•	1	1
19	PG 3/500 S	50,000 RPM	•	-	0.45	0.24	•	-	8.5	•	-	3	2
19	PGAS 3/500 HV	50,000 RPM	•	-	0.45	0.24	-	•	8.5	•	•	3	2
20	PGAS 3/440 DH	44,000 RPM	•	-	0.55	0.35	-	•	8	•	•	2	5
20	PGZA 3/440	44,000 RPM	•	-	0.55	0.35	-	•	8	•	•	2	5
20	PGZA 3/440 E	44,000 RPM	•	-	0.55	0.35	-	•	8	•	•	2	5
21	PG 3/380 DH	38,000 RPM	•	-	0.55	0.35	•	-	8	•	-	2	2
22	PGAS 4/350 E	35,000 RPM	•	-	0.70	0.45	-	•	8	•	•	2	5
23	PGAS 5/280 HV	28,000 RPM	•	-	0.85	0.60	-	•	8	•	•	2	5
24	PG 3/250 S	25,000 RPM	•	-	0.21	0.49	•	-	8.5	•	-	3	2
25	PGAS 7/250 E-HV	25,000 RPM	•	-	0.95	0.72	-	•	8	•	•	2	5
26	PGAS 5/230 HV (with oil)	23,000 RPM	•	•	0.85	0.63	-	•	8	•	•	2	5
26	PGAS 5/230 VE-HV (with oil)	23,000 RPM	•	•	0.85	0.63	-	•	8	•	•	2	5
27	PG 8/220 HV	22,000 RPM	•	-	0.95	0.85	•	-	8.5	•	-	3	2
27	PGAS 8/220 HV	22,000 RPM	•	-	0.95	0.85	-	•	8.5	•	•	3	2
28	PG 8/220 V-HV	22,000 RPM	•	-	0.95	0.85	•	-	8.5	•	-	3	2
28	PGAS 8/220 VS-HV	22,000 RPM	•	-	0.95	0.85	-	•	8.5	•	•	3	2
29	PG 3/210 DH	21,000 RPM	•	-	0.67	0.48	•	-	8	•	-	2	5
30	PGAS 10/200 V-HV	20,000 RPM	•	-	0.75	1.20	-	•	9	•	•	3	2
31	PGAS 5/180 HV	18,000 RPM	•	-	0.30	0.60	-	•	8	•	•	2	5
31	PGAS 5/180 VE-HV	18,000 RPM	•	-	0.30	0.60	-	•	8	•	•	2	5
32	PGAS 9/180 V-HV (with oil)	18,000 RPM	•	•	0.90	1.35	-	•	9	•	•	3	2
33	PG 8/160 HV	16,000 RPM	•	-	0.34	0.85	•	-	8.5	•	-	3	2
33	PGAS 8/160 VM-HV	16,000 RPM	•	-	0.34	0.85	-	•	8.5	•	•	3	2
34	PGAS 10/160 V-HV	16,000 RPM	•	-	0.70	1.20	-	•	9	•	•	3	2
35	PGAS 7/120 E-HV	12,000 RPM	•	-	0.70	1.30	-	•	8	•	•	2	5
36	PGAS 9/120 V-HV (with oil)	12,000 RPM	•	•	0.40	0.90	-	•	9	•	•	3	2
37	PG 8/100 HV	10,000 RPM	•	-	0.17	0.85	•	-	8.5	•	-	3	2
37	PGAS 8/100 HV	10,000 RPM	•	-	0.17	0.85	-	•	8.5	•	•	3	2
38	PG 8/100 V-HV	10,000 RPM	•	-	0.17	0.85	•	-	8.5	•	-	3	2
38	PGAS 8/100 V-HV	10,000 RPM	•	-	0.17	0.85	-	•	8.5	•	•	3	2
38	PGAS 8/100 VM-HV	10,000 RPM	•	-	0.17	0.85	-	•	8.5	•	•	3	2
39	PG 8/50 V-HV	5,000 RPM	•	-	0.85	0.34	•	-	8.5	•	-	3	2
40	PGAS 5/40 V-HV (with oil)	4,000 RPM	•	•	0.85	0.63	-	•	8	•	•	2	5
40	PGAS 10/40 V-HV	4,000 RPM	•	-	0.60	1.20	-	•	9	•	•	3	2
Angle grinders with collet													
41	PWS 1/800	80,000 RPM	•	-	0.25	0.18	-	side	5	•	-	1	1
41	PWSA 1/800	80,000 RPM	•	-	0.25	0.18	-	•	5	•	•	1	1
42	PWSA 1/250	25,000 RPM	•	-	0.30	0.20	-	•	5	•	•	1	1
43	PWSA 5/210 HV	21,000 RPM	•	-	0.85	0.60	-	•	8	•	•	2	5
44	PWSA 3/220 DH	22,000 RPM	•	-	0.60	0.46	-	•	8	•	•	2	5
44	PWS 3/200 DH	20,000 RPM	•	-	0.55	0.35	•	-	8	•	-	2	5
45	PWSA 4/200 HV	20,000 RPM	•	-	0.57	0.42	-	•	8.5	•	•	3	5
46	PWSA 5/170-45 HV (with oil)	17,000 RPM	•	•	0.85	0.63	-	•	8	•	•	2	5
47	PWSA 5/160 HV (with oil)	16,000 RPM	•	•	0.85	0.63	-	•	8	•	•	2	5
48	PWSA 5/130 HV (with oil)	13,000 RPM	•	•	0.30	0.60	-	•	8	•	•	2	5
49	PWSA 4/45 HV	4,500 RPM	•	-	0.25	0.50	-	•	8	•	•	2	5
Angle grinders with threaded spindle													
50	PW 3/120 DH	12,000 RPM	•	-	0.55	0.35	•	-	8	•	-	2	5
51	PWAS 9/120 HV (with oil)	12,000 RPM	•	•	0.90	0.80	-	•	9	•	•	3	2
52	PWAS 13/120 AVH	12,000 RPM	•	-	0.50	1.20	-	•	12	•	•	4	4
53	PWT 26/120 HV M14	12,000 RPM	-	•	0.90	2.25	bottom	-	16	-	-	-	6
54	PWT 26/100 HV M14	10,000 RPM	-	•	0.90	2.25	bottom	-	16	-	-	-	6
55	PWT 26/85 HV M14	8,500 RPM	-	•	0.90	2.25	bottom	-	16	-	-	-	6
56	PWAS 4/45 HV-CD	4,500 RPM	•	-	0.25	0.50	-	•	8	•	•	2	5
Belt grinders													
57	PBS 3/200 DH...	21 m/s	•	-	0.55	0.35	•	-	8	•	-	2	5
58	PBSA 5/160 HV... (with oil)	25 m/s	•	•	0.85	0.63	-	•	8	•	•	2	5
59, 60	PBS 5/155 HV...	21 m/s	•	-	0.60	0.40	•	-	8.5	•	-	3	2

Continued on next page

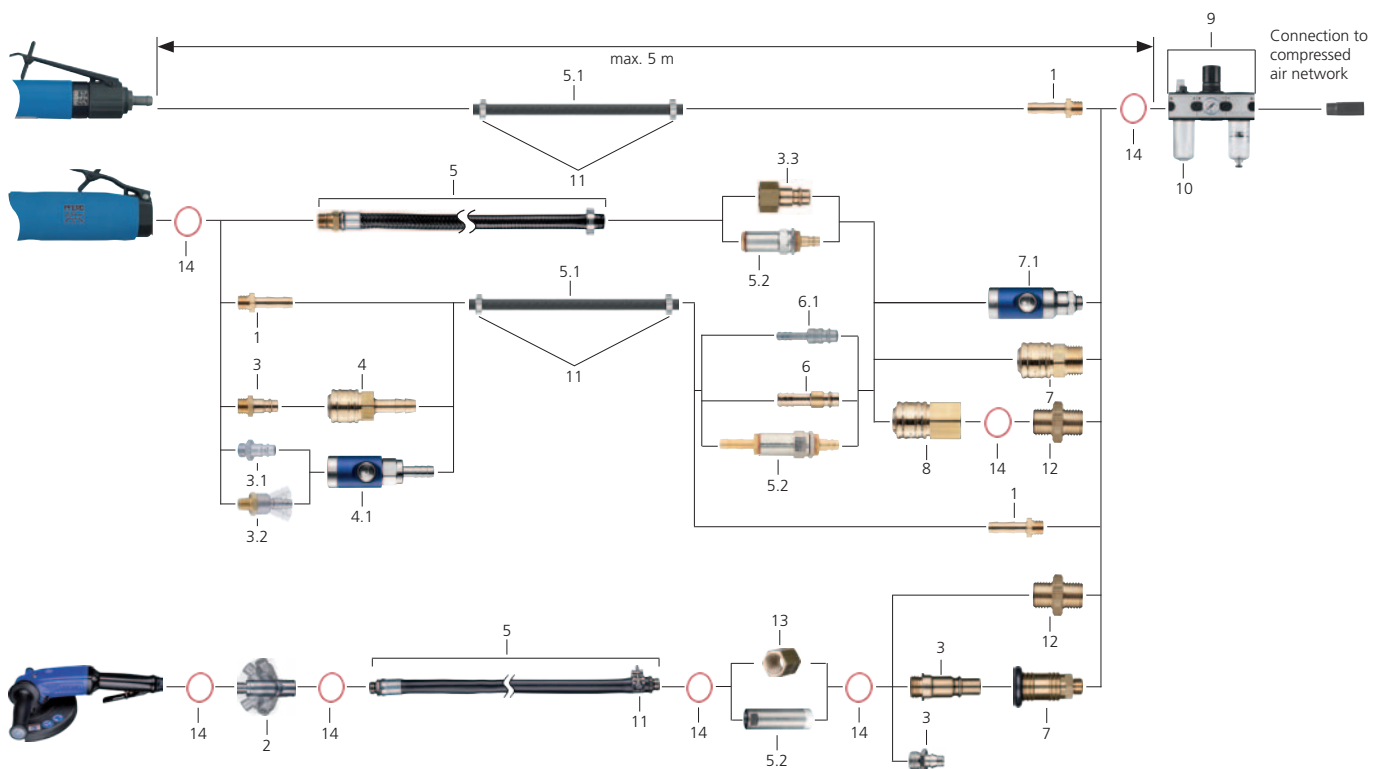


Cat. page	Drive		Use		Air consumption [m³/min]		Exhaust direction		Air supply hose inner dia. [mm]	Air supply and exhaust hose supplied		Con-necting set no.	Drive group p. 66–67
			with oil	with-out oil	at idle	under load	front	rear		Supply air	Exhaust air		
Special drives													
61	PFGA 07/220	22,000 strokes/min	-	•	0.05	0.03	-	•	4	•	•	-	3
61	PFGA 10/120 HV	12,000 strokes/min	•	-	0.23	0.15	-	•	8	•	•	2	5
63	PMAS 5/230 HV (with oil)	23,000 RPM	•	•	0.85	0.63	-	•	8	•	•	2	5
63	PMAS 12/200 HV	20,000 RPM	•	-	1.30	0.75	-	•	12	•	•	4	4
63	PMAS 12/120 HV	12,000 RPM	•	-	0.60	1.30	-	•	12	•	•	4	4
63	PMAS 12/70 HV	7,000 RPM	•	-	0.60	1.30	-	•	12	•	•	4	4
63	PMAS 10/40 HV	4,000 RPM	•	-	0.60	1.20	-	•	9	•	•	3	2
64	MST 31 F, M, G	36,000 strokes/min	•	-	0.03	0.02	•	-	4	•	-	1	3
● = yes - = no													

• = yes - = no

Possible connection options for air grinder fittings are listed in the table below.

Quick-coupling system



Drive group						Quick-coupling system		EAN	Connecting set				Safety coupling system		EAN
1	2	3	4	5	6	Description with dimensions		4007220	1	2	3	4	Description	4007220	
•						Item 1 Hose nozzle									
						TGA 6 1/8	Dia. 6 / R 1/8" male	178362							
					•	TGA 8 1/4	Dia. 8 / R 1/4" male	178379							
		•				TGA 9 1/4	Dia. 9 / R 1/4" male	178409							
					•	TGA 16 1/2 ID 12	Dia. 16 / R 1/2" male	067284							
						Item 2 Revolving nozzle									
					•	DGT 1/2	R1/2" male - R1/2" female	070949							
						Item 3 Threaded quick coupling							Item 3.1		
•						STGA 1/8	R 1/8" male	178300							
	•				•	STGA 1/4	R 1/4" male	178324					STGA 1/4 ST	801888	
													Item 3.2		
													DSTGA 1/4 ST (ball joint)	801895	
						•	STGA 1/2 NW12	R 1/2" male NW12	179239						
						•	STGA 1/2-16/AC	R 1/2" male	076378						
						•	STGI 1/4	R 1/4" female	179406						
						Item 4 Self-closing valve couplings with hose nozzle							Item 4.1		
•						VKT 6	Dia. 6	178195					SVKT 6 DK	957066	
					•	VKT 8	Dia. 8	178201							
	•					VKT 9	Dia. 9	178218					SVKT 9 DK	957073	
						Item 5 Complete air hose									
•						PLS 5 A KPL 1/4" 2M	Dia. 5.5 / 2 metres	073889							
	•					PLS 9 A KPL 1/4" 3M	Dia. 8.5 / 3 metres	104026							
					•	PLS 16 HD KPL 1/2" 4M	Dia. 16 / 4 metres	068236							





Continued on next page

Drive group						Quick-coupling system		EAN	Connecting set				Safety coupling system		EAN
1	2	3	4	5	6	Description with dimensions		4007220	1	2	3	4	Description		4007220
•						Item 5.1 Air hose									
•						PLS 5	Dia. 5 / sold by the metre	178461							
						PLS 6	Dia. 6 / sold by the metre	178478	3 m*						
						PLS 8	Dia. 8 / sold by the metre	178485		3 m*					
						PLS 9 A	Dia. 8.5 / sold by the metre	316696							
						PLS 9	Dia. 9 / sold by the metre	178492			3 m*				
						PLS 12	Dia. 12 / sold by the metre	178508				3 m*			
						PLS 16 HD	Dia. 16 / sold by the metre	025116							
						Air hose for particularly harsh conditions available on request.									
						Item 5.2 In-line fine filter (pore size: 5 µm)									
						SF 24 STG-T5	for PLS 5	957103							
						SF 24 STG-T8	for PLS 8	809020							
						SF 24 STG-T9	for PLS 9	809044							
						SF 24 STG-IG 1/4	for 1/4" male hose nozzle and PLS 9 A KPL	953259							
						SF 30 STG 12-T12	for PLS 12	809051							
						SF 35 IG 1/2-IG 1/2	for 1/2" male hose nozzle and PLS 16 HD KPL	072103							
						Item 6 Quick couplings							Item 6.1		
						T 4	Dia. 4	179208							
						T 5	Dia. 5	179390							
						T 6	Dia. 6	178331	1*				T6 ST		801796
						T 8	Dia. 8	178522		1*			T8 ST		801840
						T 9	Dia. 9	178386			1*		T9 ST		801819
						T 12 NW 12	Dia. 12	178423				1*			
						Item 7 Self-closing valve couplings with male thread							Item 7.1		
						VKA 1/4	R 1/4" male	178232	1*				SVKA 1/4 DK		957080
						VKA 1/2	R 1/2" male	178256		1*	1*		SVKA 1/2 DK		957097
						VKA 1/2 NW 12	R 1/2" male	178249				1*			
						Item 8 Self-closing valve couplings with female thread									
						VKI 1/4	R 1/4" female	178270							
						VKI 1/2	R 1/2" female	178287							
						Item 9 Complete oil mist devices (5 µm filter)									
						ONG-A 1/4	R 1/4" female - R 1/4" female	801741	1*						
						ONG-A 1/2	R 1/2" female - R 1/2" female	801765		1*	1*	1*			
						Special lubricating oil 1L ONG OEL (see page 122)		179338	1*	1*	1*	1*			
						Special lubricating oil 5L ONG OEL (see page 122)		179321							
						Item 10 Lubricator, loose									
						OE-A 1/4	R 1/4" female - R 1/4" female	801772							
						OE-A 1/2	R 1/2" female - R 1/2" female	801789							
						Item 11 Hose clamps									
						K 9	for PLS 5	178539							
						K 13	for PLS 6 + 8	178546	2*	2*					
						K 15	for PLS 9 A	644225							
						K 16	for PLS 9	178553			2*				
						K 20	for PLS 12	204801				2*			
						K 23-25	for PLS 16 HD	067253							
						Item 12 Double nipple									
						DNA 1/4-1/4	R 1/4" male - 1/4" male	178577							
						DNA 1/2-1/2	R 1/2" male - 1/2" male	178584							
						Item 13 Threaded nut									
						GW1 1/2-1/2	R 1/2" female - R 1/2" female	068250							
						Item 14 Sealing ring									
						DR 1/8"	Dia. 1/8"	189726							
						DR 1/4"	Dia. 1/4"	189733							
						DR 1/2"	Dia. 1/2"	189757							
						Connecting set									
						AS 1		351109	•						
						AS 2		351116		•					
						AS 3		351123			•				
						AS 4		351130				•			

• = matching accessories; dia. = the information refers to the inner dia. of the air hose in [mm].


* Pieces per set

Frequency damper

	Description	EAN 4007220	Suitable for inner dia. of air supply hose [mm]	Suitable for exhaust hose dia. [mm]
	FD 37-8-23,5	653357	8	23.5
	FD 47-8-30,5	632666	8	30.5
	FD 47-8-28 ID	776827	8	28
	FD 47-9-30,5	968765	9	30.5

To make use much easier on the ears, we offer an optional frequency damper for selected drives with an exhaust hose.





Electric grinders are universal all-rounders. They offer a high power output in relation to their size and weight. They are particularly suitable for use with grinding tools that require a constant rotational speed.

Areas of application

Electric grinders can be used for nearly every application. They are used in many industries in different processes. The stepless electronic rotational speed control allows the use of various types of tools on one single tool drive. Electric grinders are not suitable for use in boiler construction and in very dusty conditions (especially work on aluminium).

The PFERD product range

PFERD provides a wide range of electric grinders: Micro motors, straight grinders, angle grinders, edge finish systems, drum grinders, belt grinders, special grinders with DIN 10 as well as fillet weld grinders. PFERD electric grinders meet the highest technical standards and incorporate the latest ergonomic findings and requirements. They were specially developed for the economic application of grinding, milling, brushing, cut-off and polishing tools, and cover a wide rotational speed range (80,000–100 RPM) and power range (1,750–260 watts). PFERD electric grinders have an electronic speed control for constant rotational speed values.

Equipment/special features

■ Smooth start-up:

The electronically regulated smooth start-up ensures a jolt-free start-up of the grinder.

■ Undervoltage protection/restart protection:

Should the power supply fail, PFERD electric grinders do not start up again inadvertently. The grinder will only restart after it has been switched off and on again.

■ Current limiting/blocking protection:

At double the nominal current input, the grinders switch off for approximately 0.2 seconds. By removing the load, the grinder is able to take up the initial rotational speed again.

■ Temperature overload protection:

When a critical temperature is reached, the safety electronic system switches to cooling mode. The grinder cannot be placed under loads when in cooling mode. The grinder will only start at the set operating speed after it has been switched off and on again.

Advantages

- Compact, ergonomic design.
- Low weight.
- Sophisticated.
- High performance.
- Suitable for universal use.
- Simple power supply.
- Low-maintenance.
- Easy to service.
- Economical.

Standards, safety, general guidelines


PFERD electric grinders:

- Bear the CE mark
- Are insulated and comply with protection class II
- Have safety extra-low voltage
- Are protectively earthed in accordance with protection class I

PFERD electric grinders comply with:

- EC Machinery Directive
- EC Low-Voltage Directive
- Electromagnetic Compatibility

National regulations must be observed.



Criteria for selecting the optimum electric grinder

The most important prerequisite for cost-effective work is the selection of the optimum tool. The appropriate tool drive is selected taking the following criteria into consideration:

1. Design, shape and size

Each type of application places specific demands on the shape and size of the tool drive. The different designs can be used for various applications: The ideal tool drive should be selected for the task at hand depending on the dimensions, accessibility, type and frequency of the application.

2. Rotational speed

The tool drive should always be selected according to the rotational speed and cutting speed recommendations for the tool. Please refer to catalogue sections 2–8 for these recommendations.

3. Power output


The drive's power output is the decisive factor for maintaining the rotational speed under load. The load is determined by the material to be machined, the cutting characteristics of the tool and the contact pressure.

4. Tool mounting

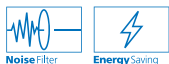
Depending on the PFERD tool selected, different tool mountings are available, e.g. collets or threaded spindles. Matching collets are allocated to every drive. Please refer to pages 116–120 for an overview of collets and spindle extensions.

If you have any further questions, your personal PFERD sales representative will be happy to help you.

MIM STG3S 3/800 80,000–1,000 RPM / 350 watts



PFERDVALUE:



Special features:

- Control device for stepless rotational speed control of micro motor handpieces.
- Rotational speed control is possible by hand or foot switch.
- Max. 80,000 RPM clockwise rotation.
- Max. 30,000 RPM anti-clockwise rotation.
- 2 switchable connection sockets for micro motor handpieces.
- 4 free rotational speed storage spaces per connected handpiece.
- Protectively earthed. ⚡
- Safety extra-low voltage. ⚡

Assembly according to application requirement.


Included in delivery:

2 m power cable, 2 handpiece supports.

Vario foot switch* MIM FU-R



On/off foot switch MIM FU-E/A




Extension cable MIM VLK HAS/WZS 3 m



Description	EAN 4007220	For micro motor handpieces [RPM]	Voltage [volts] 50–60 Hz	Output voltage [volts]	Net weight [kg]
MIM STG3S 3/800 230 V	101889	80,000–1,000	230 V	50	2.980
MIM FU-R	071250	-	5 V	-	0.845
MIM FU-E/A	104033	-	5 V	-	0.310
MIM VLK HAS/WZS 3 m	071403	-	-	-	0.152

*Vario = stepless rotational speed control

Micro motor handpiece



MIM HAS 3/800 SP3

80,000–1,000 RPM / 350 watts

Special features:

- This handpiece is only compatible with the STG3S.
- High power stability.
- Very high rotation accuracy.
- SP = keyless fast clamping system with highest clamping force.
- Brushless motor.
- Start interlock without clamped tools.
- Extremely energy-efficient and quiet in comparison to air grinders.
- Safety extra-low voltage. ⚡

Included in delivery:

2 keys, 3 mm collet, 1.8 m handpiece cable.

Ordering notes:

- SP = keyless fast clamping system.
- For tool recommendations, see page 72.

PFERDVALUE:



Description	EAN 4007220	Rotational speed [RPM]	Low voltage [volts]	Power consumption [watts]	Power output [watts]	Collet group	Net weight [kg]
MIM HAS 3/800 SP3	101896	80,000–1,000	50	350	approx. 180	17	0.330

Collets





Group	For shank dia.		
	2.35 mm	3 mm	1/8 inch
	EAN 4007220		
17	071465	071458	071472

Micro motor handpieces



Choose further matching handpieces for your individual application. Information and ordering data for micro motor handpieces can be found on page 73.

Special features:

- Control device for rotational speed control of micro motor handpieces.
- Max. 60,000 RPM clockwise rotation.
- Max. 30,000 RPM anti-clockwise rotation.
- Stepless rotational speed control is possible by hand or foot switch.
- High power stability.
- Protectively earthed. 
- Safety extra-low voltage. 

Included in delivery:

2 m power cable, 2 handpiece supports.


MIM STG2S 3/600 60,000–1,000 RPM / 260 watts



PFERDVALUE:



Vario foot switch* MIM FU-R



Extension cable MIM VLK HAS/WZS 3 m



Description	EAN 4007220	For micro motor handpieces [RPM]	Voltage [volts] 50–60 Hz	Output voltage [volts]	Net weight [kg]
MIM STG2S 3/600 230 V	071236	60,000–1,000	230	36	2.338
MIM FU-R	071250	-	5	-	0.845
MIM VLK HAS/WZS 3 m	071403	-	-	-	0.152

*Vario = stepless rotational speed control

Micro motor handpieces



Choose the suitable handpieces for your individual application. Information and ordering data for micro motor handpieces can be found on page 73.



Tool mounting	Rot. speed	Drives	Catalogue section 2	Catalogue section 3*	Catalogue section 4*	Catalogue section 5	Catalogue section 8	
Rot. speed range			13,000–80,000 RPM	25,000–80,000 RPM	2,000–80,000 RPM	7,000–80,000 RPM	1,200–15,000 RPM	
Dia. 2.35 mm + 3 mm	1,000–80,000 RPM	MIM HA 3/800 SP3	TC burrs Cut 3 PLUS, 4, 5, ALU, INOX, MICRO Dia. up to 3 mm Shank dia. 3 mm	Mounted points Shank dia. 3 mm: Dia. up to 5 mm Dia. 5 to 6 mm Width ≤ 13 mm Dia. 6 to 10 mm Width ≤ 10 mm	Poliflex fine grinding points Shank dia. 3 mm Bonds: GHR Dia. up to 4 mm LR, TX Dia. up to 6 mm	Diamond grinding points Dia. up to 4.5 mm Shank dia. 3 mm CBN grinding points Dia. up to 5.5 mm Shank dia. 3 mm	Miniature shank-mounted end brushes crimped PBU dia. 5 mm Miniature shank-mounted wheel brushes crimped RBU dia. 16 to 22 mm Miniature shank-mounted cup brushes crimped TBU dia. 15 to 18 mm	
Rot. speed range			13,000–60,000 RPM	25,000–60,000 RPM	2,000–60,000 RPM	7,000–60,000 RPM	1,200–15,000 RPM	
Dia. 2.35 mm + 3 mm	1,000–60,000 RPM	MIM HAS 2/600 SP3 MIM HAS 3/600 SP3 MIM HAS 3/600 S3	TC burrs Cut 3 PLUS, 4, 5, ALU, INOX, TITANIUM, MICRO Dia. up to 6 mm Shank dia. 3 mm HSS rotary cutters Special cuts Dia. up to 1.6 mm Shank dia. 3 mm	Mounted points Shank dia. 3 mm: Dia. 2 to 10 mm Width ≤ 16 mm Dia. 11 to 25mm Width ≤ 6 mm	POLICAP Dia. up to 13 mm Shank dia. 2.35 + 3 mm POLINOX mounted grinding wheels Dia. up to 30 mm Shank dia. 2.35 + 3 mm Self-adhesive abrasive discs and abrasive disc holders Dia. up to 30 mm Shank dia. 2.35 + 3 mm Felt points Dia. up to 20 mm Shank dia. 2.35 + 3 mm Felt wheels and lenses Dia. up to 30 mm Cloth rings Dia. 22 mm Shank dia. 2.35 + 3 mm	Abrasive spiral bands and rubber drum holders Dia. up to 8 mm Shank dia. 3 mm Mounted flap wheels Dia. up to 30 mm Shank dia. 3 mm POLISTAR Dia. up to 30 mm Poliflex fine grinding points Dia. up to 10 mm Shank dia. 3 mm Poliflex fine grinding discs and lenses Dia. up to 30 mm matching arbors BO 2,3/1,6 1-5 BO 3/1,6 1-5	Diamond grinding points Dia. 3.0 to 6.0 mm Shank dia. 3 mm CBN grinding points Dia. up to 6.0 mm Shank dia. 3 mm Diamond cut-off wheels Dia. 22 mm matching arbor BO 3/1,7-1	Miniature shank-mounted end brushes crimped PBU dia. 5 mm Miniature shank-mounted wheel brushes crimped RBU dia. 16 to 22 mm Miniature shank-mounted cup brushes crimped TBU dia. 15 to 18 mm
	1,000–50,000 RPM	MIM HAS 1/500 SP3 MIM HAS 3/500 VS-SP3						
	1,000–30,000 RPM	MIM WZS 3/300 90° S3 MIM WZS 3/300 45° S3						
Rot. speed range			13,000–60,000 RPM	25,000–60,000 RPM	2,000–60,000 RPM	7,000–60,000 RPM	7,000–15,000 RPM	
Dia. 6 mm	1,000–60,000 RPM	MIM HAS 3/600 S6	TC burrs Cut 3 PLUS, 4, 5, ALU, INOX, STEEL, CAST, TITANIUM, MICRO Dia. up to 6 mm HSS rotary cutters Special cuts Dia. up to 1.6 mm	Mounted points Shank dia. 6 mm: Dia. 3 to 16 mm Width ≤ 40 mm	POLICAP Dia. up to 16 mm POLINOX mounted grinding wheels Dia. up to 40 mm Felt points Dia. up to 30 mm Felt wheels and lenses Dia. up to 45 mm Cloth rings Dia. 22 mm Shank dia. 2.35 + 3 mm matching arbor BO 6/6 3-10 Abrasive spiral bands and rubber drum holders Dia. up to 30 mm	Mounted flap wheels Dia. up to 30 mm POLISTAR Dia. up to 50 mm matching arbor BO 6/3 1-6 POLINOX cross buffs Dia. up to 38 mm matching arbors BO PNST 6-75 BO PNST 6-125 Mounted felt flap wheels Dia. up to 30 mm Poliflex fine grinding points Dia. up to 16 mm	Diamond grinding points Dia. 5.0 to 15.0 mm CBN grinding points Dia. 5.0 to 15.0 mm Diamond cut-off wheels Dia. 30 to 50 mm matching arbor BO 6/10-3	Shank-mounted end brushes crimped PBU dia. 10 to 20 mm knotted PBG dia. 10 to 19 mm Shank-mounted wheel brushes crimped RBU dia. 20 to 30 mm
					Catalogue section 6			
					Rot. speed range 23,000–31,000 RPM			
					Cut-off wheels EHT Dia. 30 to 40 mm matching arbor BO 6/6 0-4			

If no shank diameter is given, the shank dia. of 6 mm applies.

*Catalogue sections 3/4: This data applies to an unsupported shank length of 10 mm and the max. stated mounted point dimensions.

Note: Please observe the recommended cutting speeds and the max. permitted rotational speeds in catalogue sections 2–8.

MIM HAS 2/600 SP3




MIM HAS 3/600 S3



MIM HAS 1/500 SP3




MIM WZS 3/300 90° S3




MIM HAS 3/600 SP3




MIM HAS 3/600 S6



MIM HAS 3/500 VS-SP3



MIM WZS 3/300 45° S3



60,000–1,000 RPM / 260 watts

50,000–1,000 RPM / 260 watts

30,000–1,000 RPM / 260 watts

PFERDVALUE:

MIM HAS 2/600 SP3, MIM HAS 3/600 SP3,
MIM HAS 1/500 SP3, MIM HAS 3/500 VS-SP3



- Start/stop switch on handpiece.
- Automatic speed limitation.
- Brushless motor.
- Start interlock without clamped tools.
- Very high concentricity speed.
- Very quiet.
- Safety extra-low voltage.

Included in delivery:

1.8 m handpiece cable length, 2 keys,
3 or 6 mm collet.

MIM HAS 3/600 S3, MIM HAS 3/600 S6,
MIM WZS 3/300 90° S3, MIM WZS 3/300 45° S3



Ordering notes:

- SP = keyless fast clamping system.
- S = changing tools with 2 keys.
- VS = with extended spindle.

Description	EAN 4007220	Rotational speed [RPM]	Low voltage [volts]	Power consumption [watts]	Power output [watts]	Collet group	Keys	Net weight [kg]
MIM HAS 2/600 SP3	071274	60,000–1,000	36/50	260	150	17	4	0.260
MIM HAS 3/600 SP3	071281	60,000–1,000	36/50	260	150	17	4, 5	0.315
MIM HAS 3/600 S3	071304	60,000–1,000	36/50	260	150	19	2, 7	0.393
MIM HAS 3/600 S6	071311	60,000–1,000	36/50	260	150	19	2, 7	0.405
MIM HAS 1/500 SP3	071267	50,000–1,000	36/50	260	120	17	3, 4	0.270
MIM HAS 3/500 VS-SP3	071298	50,000–1,000	36/50	260	150	17	4, 5	0.325
MIM WZS 3/300 90° S3	071328	30,000–1,000	36/50	260	120	18	1, 6	0.238
MIM WZS 3/300 45° S3	071342	30,000–1,000	36/50	260	120	18	1, 6	0.185

Keys

(1)	Item no.	Description	EAN 4007220
(2)	1	MIM ARH	071359
(3)	2	DM SW 10/10MM	071366
(4)	3	SKS SW 1,5MM	071373
(5)	4	MIM SPS DK D7	071410
(6)	5	MIM ARS HA D23,5	071434
(7)	6	DM SW 4/4MM	071441
(8)	7	MIM-DSTS SW11XD2,4MM	072158

Collets

Group	For shank dia.			
	2.35 mm	3 mm	6 mm	1/8 inch
	EAN 4007220			
17	071465	071458	-	071472
18	071496	071489	-	071502
19	-	071526	071519	-



Electric grinders

Straight grinders



UGER 11/330 SI

33,000–15,000 RPM / 1,050 watts



PFERDVALUE:



Special features:

- Stepless rotational speed control.
- Digital electronics for constant rotational speed.
- Overload protection.
- Smooth start-up to protect people, tools and the drive.
- Restart protection in case of power failure.

Included in delivery:

3 m power cable, 6 mm collet, 2 keys.

Description	EAN 4007220	Rotational speed [RPM]	Voltage [volts] 50–60 Hz	Power consumption [watts]	Power output [watts]	Collet group	Net weight [kg]
UGER 11/330 SI 230 V	777367	33,000–15,000	230	1,050	650	8	2.250

Collets



Group	For shank dia.				
	6 mm	8 mm	10 mm	1/4 inch	3/8 inch
EAN 4007220					
8	213674	213704	213711	213681	213728

For dimensions see table on page 116.

Keys



Description	EAN 4007220
EM SW 14 mm	206836
EM SW 18 mm	206843

Suitable PFERD tools

Catalogue section 2	Catalogue section 3*	Catalogue section 4*	Catalogue section 5	Catalogue section 6	Catalogue section 8
TC burrs Cut 3, 3 PLUS, 4, 5, STEEL, INOX, NON-FERROUS, CAST, TOUGH, TOUGH-S, MICRO, ALLROUND, TITANIUM Dia. 4 to 16 mm Cut 1, ALU, FVK, FVKS, PLAST, EDGE Dia. 6 to 16 mm HSS rotary cutters Special cuts Dia. up to 3.2 mm	Mounted points Shank dia. 6 mm: Dia. up to 16 mm Dia. 16 to 50 mm Width ≤ 70 mm	Poliflex fine grinding points Dia. 6 to 25 mm Abrasive spiral bands and rubber drum holders Dia. 4 to 38 mm POLICAP Dia. 7 to 13 mm POLIROLL/POLICO Dia. 6 to 12 mm Mounted flap wheels Dia. 15 to 25 mm Felt points Dia. 6 to 12 mm	Diamond grinding points Dia. 6.0 to 20.0 mm CBN grinding points Dia. 9.0 to 20.0 mm Diamond cut-off wheels Dia. 30 to 50 mm matching arbors BO 6/10 3 BO 8/10 3	Cut-off wheel EHT Dia. up to 50 mm matching arbor BO SPG 6/6 0-10 Snagging wheels ER Dia. up to 50 mm matching arbors BO 6/6 3-10 BO 8/10 6-20	Shank-mounted end brushes crimped PBU dia. 10 to 13 mm knotted PBG dia. 19 to 23 mm Shank-mounted wheel brushes crimped RBU dia. 20 to 30 mm knotted RBG dia. 76 to 100 mm

If no shank diameter is given, the shank dia. of 6 mm applies.

*Catalogue sections 3/4: This data applies to an unsupported shank length of 10 mm and the max. stated mounted point dimensions.

Note: Please observe the recommended cutting speeds and the max. permitted rotational speeds in catalogue sections 2–8.



Special features:

- Stepless rotational speed control.
- Digital electronics for constant rotational speed.
- Overload protection.
- Smooth start-up to protect people, tools and the drive.
- Restart protection in case of power failure.
- Very easy-to-handle machine.

Included in delivery:

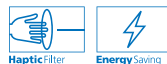
3 m power cable, 6 mm collet, 2 keys.

UGER 5/250 SI

25,000–11,000 RPM / 500 watts



PFERDVALUE:



Description	EAN 4007220	Rotational speed [RPM]	Voltage [volts] 50–60 Hz	Power consumption [watts]	Power output [watts]	Collet group	Net weight [kg]
UGER 5/250 SI 230 V	265581	25,000–11,000	230	500	300	11	1.350

Collets



Group	For shank dia.				
	3 mm	6 mm	8 mm	1/8 inch	1/4 inch
	EAN 4007220				
11	196236	196281	196304	196335	196328

For dimensions see table on page 116.

Keys



Description	EAN 4007220
EM SW 14 mm	206836
EM SW 18 mm	206843

Support



Description	EAN 4007220
SU-D32	208403

Suitable PFERD tools

Catalogue section 2	Catalogue section 3*	Catalogue section 4*	Catalogue section 5	Catalogue section 6	Catalogue section 8
TC burs Cut 3, 3 PLUS, 4, 5, STEEL, INOX, NON-FERROUS, CAST, TOUGH, TOUGH-S, MICRO, TITANIUM, ALLROUND Dia. 6 to 20 mm Cut 1, ALU, FVK, FVKS, PLAST, EDGE Dia. 6 to 16 mm HSS rotary cutters Cut 1, 3, Special cuts Dia. up to 4 mm	Mounted points Shank dia. 6 mm: Dia. up to 16 mm Dia. 16 to 50 mm Width ≤ 70 mm	Abrasive spiral bands and rubber drum holders Dia. up to 50 mm POLICAP Dia. up to 16 mm POLIROLL Dia. up to 15 mm Mounted flap wheels Dia. up to 30 mm Poliflex fine grinding points Dia. 8 to 25 mm POLINOX cross buffs Dia. up to 38 mm Felt points Dia. up to 15 mm	Diamond grinding points Dia. 6.0 to 25.0 mm CBN grinding points Dia. 12.0 to 25.0 mm Diamond cut-off wheels Dia. 22 to 50 mm matching arbors BO 3/1,7 1 BO 6/10 3 BO 8/10 3	Cut-off wheel EHT Dia. up to 50 mm matching arbor BO SPG 6/6 0-10 Snagging wheels ER Dia. up to 50 mm matching arbors BO 6/6 3-10 BO 8/10 6-20	Shank-mounted end brushes crimped PBU dia. 10 to 20 mm crimped with bridle PBUR dia. 13 mm knotted PBG dia. 19 to 30 mm Shank-mounted wheel brushes crimped RBU dia. 20 to 70 mm knotted RBG dia. 76 to 100 mm Shank-mounted bevel brushes crimped KBU dia. 50 to 70 mm

If no shank diameter is given, the shank dia. of 6 mm applies.

***Catalogue sections 3/4:** This data applies to an unsupported shank length of 10 mm and the max. stated mounted point dimensions.

Note: Please observe the recommended cutting speeds and the max. permitted rotational speeds in catalogue sections 2–8.

Electric grinders

Straight grinders



UGER 15/150 SI

15,000–6,800 RPM / 1,530 watts



PFERDVALUE:



Special features:

- Stepless rotational speed control.
- Digital electronics for constant rotational speed.
- Overload protection.
- Smooth start-up to protect people, tools and the drive.
- Restart protection in case of power failure.

Included in delivery:

3 m power cable, 6 mm collet, 2 keys.

Description	EAN 4007220	Rotational speed [RPM]	Voltage [volts] 50–60 Hz	Power consumption [watts]	Power output [watts]	Collet group	Net weight [kg]
UGER 15/150 SI 230 V	801864	15,000–6,800	230	1,530	1,050	12	3.050

Collets



Group	For shank dia.				
	6 mm	8 mm	10 mm	12 mm	1/4 inch
	EAN 4007220				
12	195994	196014	196038	196045	196052

For dimensions see table on page 116.

Keys



Description	EAN 4007220
EM SW 22 mm	206850

Suitable PFERD tools

Catalogue section 2	Catalogue section 3*	Catalogue section 4*	Catalogue section 5	Catalogue section 6	Catalogue section 8
TC burrs Cut 3, 3 PLUS, 4, 5, STEEL, INOX, NON-FERROUS, CAST, TOUGH, TOUGH-S, MICRO, TITANIUM, ALLROUND, EDGE Dia. 12 to 20 mm HSS rotary cutters Cut 1, 2, 3, 5, Special cuts Dia. 5 to 7 mm	Mounted points Shank dia. 6 mm: Dia. up to 16 mm Dia. 16 to 50 mm Width ≤ 70 mm	Abrasive spiral bands and rubber drum holders Dia. 30 to 75 mm Mounted flap wheels Dia. 25 to 50 mm POLINOX mounted grinding wheels Dia. up to 40 mm POLICLEAN tools Dia. up to 50 mm Poliflex fine grinding points Poliflex fine grinding discs Dia. 10 to 30 mm POLIROLL Dia. up to 18 mm	Diamond grinding points Dia. 10.0 to 25.0 mm CBN grinding points Dia. 20.0 mm Diamond cut-off wheels Dia. 30 to 50 mm matching arbors BO 6/10 3 BO 8/10 3	Cut-off wheel EHT Dia. up to 50 mm matching arbor BO SPG 6/6 0-10 Snagging wheels ER Dia. up to 50 mm matching arbors BO 6/6 3-10 BO 8/10 6-20	Shank-mounted end brushes crimped PBU dia. 10 to 30 mm crimped with bridle PBUR dia. 13 mm knotted PBG dia. 19 to 30 mm Shank-mounted wheel brushes crimped RBU dia. 20 to 70 mm knotted RBG dia. 76 to 100 mm Shank-mounted bevel brushes crimped KBU dia. 50 to 70 mm

If no shank diameter is given, the shank dia. of 6 mm applies.

***Catalogue sections 3/4:** This data applies to an unsupported shank length of 10 mm and the max. stated mounted point dimensions.

Note: Please observe the recommended cutting speeds and the max. permitted rotational speeds in catalogue sections 2–8.

Special features:


- Stepless rotational speed control.
- Digital electronics for constant rotational speed.
- Overload protection.
- Smooth start-up to protect people, tools and the drive.
- Restart protection in case of power failure.
- Particularly suitable for POLINOX and POLIVLIES tools.

Included in delivery:

3 m power cable, 6 mm collet, 2 keys.

UGER 5/90 SI

9,000–4,000 RPM / 500 watts



PFERDVALUE:



Description	EAN 4007220	Rotational speed [RPM]	Voltage [volts] 50–60 Hz	Power consumption [watts]	Power output [watts]	Collet group	Net weight [kg]
UGER 5/90 SI 230 V	267332	9,000–4,000	230	500	300	11	1.440

Collets



Group	For shank dia.				
	3 mm	6 mm	8 mm	1/8 inch	1/4 inch
	EAN 4007220				
11	196236	196281	196304	196335	196328

For dimensions see table on page 116.

Keys




Description	EAN 4007220
EM SW 14 mm	206836
EM SW 18 mm	206843

Support



Description	EAN 4007220
SU-D32	208403



POLINOX set PNL/Z/R 6050 UGER 5/90 230 V

For detailed information and ordering data on the POLINOX set, please refer to catalogue section 4.

Suitable PFERD tools

Catalogue section 2	Catalogue section 3*	Catalogue section 4*	Catalogue section 5	Catalogue section 8
TC burrs Cut 3, 3 PLUS, 4, 5, NON-FERROUS, TOUGH, TOUGH-S, EDGE Dia. 16 to 20 mm HSS rotary cutters Cut 1, 2, 3, 5, Special cuts Dia. 7 to 10 mm	Mounted points Shank dia. 6 mm: Dia. up to 16 mm Dia. 16 to 50 mm Width ≤ 70 mm	Poliflex fine grinding points Bond: PUR Dia. 15 to 50 mm Poliflex mounted texturing points PU-STRUC Dia. up to 32 mm POLIROLL cartridge rolls Dia. 18 mm POLISTAR Dia. 30 to 50 mm POLINOX mounted grinding wheels POLINOX unitized wheels PNER Dia. up to 50 mm Overlap slotted discs Dia. 30 to 50 mm	POLINOX cross buffs Dia. up to 38 mm POLICLEAN mounted tools Dia. up to 50 mm Felt points Mounted felt flap wheels Dia. 30 to 50 mm Felt wheels Dia. up to 45 mm Mounted flap wheels Dia. up to 50 mm Diamond grinding points Dia. 12.0 to 20.0 mm CBN grinding points Dia. 20.0 mm Diamond cut-off wheels Dia. 22 to 50 mm matching arbors BO 3/1,7 1 BO 6/10 3 BO 8/10 3	Shank-mounted end brushes crimped PBU dia. 10 to 30 mm crimped with bridle PBUR dia. 13 to 25 mm knotted PBG dia. 10 to 30 mm Shank-mounted bevel brushes crimped KBU dia. 70 to 95 mm Shank-mounted cup brushes crimped TBU dia. 30 to 50 mm Shank-mounted wheel brushes crimped RBU dia. 50 to 100 mm

If no shank diameter is given, the shank dia. of 6 mm applies.

*Catalogue sections 3/4: This data applies to an unsupported shank length of 10 mm and the max. stated mounted point dimensions.

Note: Please observe the recommended cutting speeds and the max. permitted rotational speeds in catalogue sections 2–8.




Electric grinders

Straight grinders



UGER 11/90 SI

8,300–3,800 RPM / 1,050 watts



PFERDVALUE:



Special features:

- Stepless rotational speed control.
- Digital electronics for constant rotational speed.
- Overload protection.
- Smooth start-up to protect people, tools and the drive.
- Restart protection in case of power failure.
- Supported version SU-D32 on request.

Included in delivery:

3 m power cable, 6 mm collet, 2 keys.

Description	EAN 4007220	Rotational speed [RPM]	Voltage [volts] 50–60 Hz	Power consumption [watts]	Power output [watts]	Collet group	Net weight [kg]
UGER 11/90 SI 230 V	948842	8,300–3,800	230	1,050	650	12	2.370

Collets



Group	For shank dia.				
	6 mm	8 mm	10 mm	12 mm	1/4 inch
	EAN 4007220				
12	195994	196014	196038	196045	196052

For dimensions see table on page 116.

Keys



Description	EAN 4007220
EM SW 19 mm	956878
EM SW 22 mm	206850

Suitable PFERD tools

Catalogue section 2	Catalogue section 3*	Catalogue section 4*	Catalogue section 5	Catalogue section 8
TC burrs Cut 3, 3 PLUS, 4, 5, NON-FERROUS, TOUGH, TOUGH-S, EDGE Dia. 16 to 25 mm HSS rotary cutters Cut 1, 2, 3, 5, Special cuts Dia. 7 to 10 mm	Mounted points Shank dia. 6 mm: Dia. up to 16 mm Dia. 16 to 50 mm Width ≤ 70 mm Catalogue section 4* Abrasive spiral bands and rubber drum holders Dia. 100 mm Poliflex fine grinding points Bond: PUR Dia. 15 to 50 mm Poliflex mounted texturing points PU-STRUC Dia. 32 mm POLIROLL cartridge rolls Dia. 18 mm Unmounted flap wheels Dia. up to 100 mm POLISTAR Dia. 30 to 50 mm	POLINOX mounted grinding wheels Dia. up to 80 mm POLINOX unitized wheels PNER Dia. up to 75 mm Overlap slotted discs Dia. 30 to 50 mm POLINOX cross buffs Dia. up to 38 mm POLICLEAN mounted tools Dia. up to 75 mm POLICLEAN discs Dia. up to 100 mm Felt points Mounted felt flap wheels Dia. 30 to 50 mm Felt wheels Dia. up to 60 mm Mounted flap wheels Dia. up to 80 mm	Diamond grinding points Dia. 20.0 mm Diamond cut-off wheels Dia. 30 to 50 mm matching arbors BO 6/10 3 BO 8/10 3	Shank-mounted end brushes crimped PBU dia. 10 to 30 mm crimped with bridle PBUR dia. 13 to 25 mm knotted PBG dia. 10 to 30 mm Shank-mounted bevel brushes crimped KBU dia. 70 to 95 mm Shank-mounted cup brushes crimped TBU dia. 30 to 50 mm Shank-mounted wheel brushes crimped RBU dia. 50 to 100 mm

If no shank diameter is given, the shank dia. of 6 mm applies.

***Catalogue sections 3/4:** This data applies to an unsupported shank length of 10 mm and the max. stated mounted point dimensions.

Note: Please observe the recommended cutting speeds and the max. permitted rotational speeds in catalogue sections 2–8.

Special features:

- Stepless rotational speed control.
- Digital electronics for constant rotational speed.
- Overload protection.
- Smooth start-up to protect people, tools and the drive.
- Restart protection in case of power failure.

Included in delivery:

3 m power cable, 12 mm collet, 2 keys.

UGER 15/60 SI

5,900–2,800 RPM / 1,530 watts



PFERDVALUE:



Description	EAN 4007220	Rotational speed [RPM]	Voltage [volts] 50–60 Hz	Power consumption [watts]	Power output [watts]	Collet group	Net weight [kg]
UGER 15/60 SI 230 V	777251	5,900–2,800	230	1,530	1,050	12	3.050

Collets



Group	For shank dia.				
	6 mm	8 mm	10 mm	12 mm	1/4 inch
	EAN 4007220				
12	195994	196014	196038	196045	196052

For dimensions see table on page 116.

Keys



Description	EAN 4007220
EM SW 22 mm	206850



Unmounted flap wheel set FR 15030 UGER 15/60 230 V

For detailed information and ordering data on the unmounted flap wheel set, please refer to catalogue section 4.

Suitable PFERD tools

Catalogue section 2	Catalogue section 3*	Catalogue section 4*	Catalogue section 5	Catalogue section 8
HSS rotary cutters Cut ALU, 1, 2, 3 Dia. 10 to 16 mm	Mounted points RUBBER type Shank dia. 6 mm: Dia. 16 mm Dia. 16 to 40 mm Width ≤ 32 mm	Abrasive spiral bands and rubber drum holders Dia. 75 to 100 mm Mounted flap wheels Dia. 60 to 80 mm Unmounted flap wheels Dia. 100 mm Dia. 150 mm Width 30 mm Poliflex mounted texturing points PU-STRUC Dia. 20 to 100 mm	POLINOX mounted grinding wheels Dia. 50 to 100 mm POLINOX unitized wheels PNER Dia. 75 to 100 mm POLICLEAN mounted tools Dia. up to 100 mm POLICLEAN discs Dia. up to 100 mm	Diamond cut-off wheels Dia. 30 to 50 mm matching arbors BO 6/10 3 BO 8/10 3 Shank-mounted wheel brushes crimped RBU dia. 100 mm Wheel brushes crimped Narrow type RBU dia. 100 to 150 mm Wide type RBU dia. 100 to 150 mm matching arbors BO 8/12-22,2 5-18 BO 8/22,2 5-10 BO 12/22,2 10-30 Shank-mounted cup brushes crimped TBU dia. 60 to 70 mm

If no shank diameter is given, the shank dia. of 6 mm applies.

***Catalogue sections 3/4:** This data applies to an unsupported shank length of 10 mm and the max. stated mounted point dimensions.

Note: Please observe the recommended cutting speeds and the max. permitted rotational speeds in catalogue sections 2–8.




Electric grinders

Straight grinders



UGER 15/30 SI

3,000–750 RPM / 1,530 watts



PFERDVALUE:



Special features:

- Stepless rotational speed control.
- Digital electronics for constant rotational speed.
- Overload protection.
- Smooth start-up to protect people, tools and the drive.
- Restart protection in case of power failure.

Included in delivery:

3 m power cable, 12 mm collet, 2 keys.

Description	EAN 4007220	Rotational speed [RPM]	Voltage [volts] 50–60 Hz	Power consumption [watts]	Power output [watts]	Collet group	Net weight [kg]
UGER 15/30 SI 230 V	775912	3,000–750	230	1,530	1,050	12	3.050

Collets



Group	For shank dia.				
	6 mm	8 mm	10 mm	12 mm	1/4 inch
	EAN 4007220				
12	195994	196014	196038	196045	196052

For dimensions see table on page 116.

Keys



Description	EAN 4007220
EM SW 22 mm	206850



POLIFLAP set PFL 17060 UGER 15/30 230 V

For detailed information and ordering data on the POLIFLAP set, please refer to catalogue section 4.

Suitable PFERD tools

Catalogue section 2	Catalogue section 4		Catalogue section 5	Catalogue section 8	
HSS rotary cutters Cut 1, 2, 3 Dia. 16 mm	Unmounted flap wheels Dia. 150 to 165 mm	POLIFLAP grinding wheel Dia. 170 mm	Diamond cut-off wheels Dia. 50 mm	Shank-mounted cup brushes crimped TBU dia. 60 mm	Wheel brushes crimped Narrow type RBU dia. 100 to 150 mm
	POLINOX mounted grinding wheels Dia. 100 mm	Cloth rings Dia. 200 mm	matching arbors BO 6/10 3 BO 8/10 3	Shank-mounted wheel brushes crimped RBU dia. 100 mm	Wide type RBU dia. 100 to 150 mm
	POLINOX grinding wheels Dia. 150 mm	Mounted felt flap wheels Dia. 50 to 80 mm		matching arbors BO 8/12-22,2 5-18 BO 8/22,2 5-10 BO 12/22,2 10-30	
	POLICLEAN discs Dia. 100 to 150 mm				

If no shank diameter is given, the shank dia. of 6 mm applies.

***Catalogue section 4:** This data applies to an unsupported shank length of 10 mm and the max. stated mounted point dimensions.

Note: Please observe the recommended cutting speeds and the max. permitted rotational speeds in catalogue sections 2–8.

Special features:


- Special spindle for holding all COMBIDISC tools (use a backing pad without shank).
- Stepless rotational speed control.
- Digital electronics for constant rotational speed.
- Overload protection.
- Smooth start-up to protect people, tools and the drive.
- Restart protection in case of power failure.
- Very easy-to-handle machine.

Included in delivery:

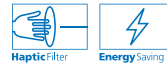
3 m power cable, 1 key.

UWER 5/200 SI

20,000–9,000 RPM / 500 watts



PFERDVALUE:



Description	EAN 4007220	Rotational speed [RPM]	Voltage [volts] 50–60 Hz	Power consumption [watts]	Power output [watts]	Work spindle thread	Net weight [kg]
UWER 5/200 SI 230 V	598436	20,000–9,000	230	500	300	1/4-20 UNC	1.350

Keys



Description	EAN 4007220
EM SW 14 mm	206836

Extension for drive spindles



Description	EAN 4007220	Use for
SPV 20 CD 1/4-20 UNC	333167	COMBIDISC abrasive disc holder without threaded shank



COMBIDISC set CD 50 UWER 5/200 230 V

For detailed information and ordering data on the COMBIDISC set, please refer to catalogue section 4.

Suitable PFERD tools

Catalogue section 4

COMBIDISC Mini-POLIFAN	COMBIDISC non-woven discs	matching
COMBIDISC abrasive discs	COMBIDISC TX discs	COMBIDISC holders
COMBIDISC diamond abrasive discs	COMBIDISC felt discs	
COMBIDISC POLICLEAN discs	Dia. 20 to 55 mm	

Dia. 20 to 55 mm

Note: Please observe the recommended cutting speeds and the max. permitted rotational speeds in catalogue sections 2–8.




Electric grinders

Angle grinders



UWER 18/120 SI

11,500–2,800 RPM / 1,750 watts



PFERDVALUE:



Special features:

- Tool diameter up to 115 mm.
- Stepless rotational speed control.
- Digital electronics for constant rotational speed.
- Overload protection with anti-kickback function.
- Restart protection in case of power failure.
- Lateral anti-vibration handle.
- Smooth start-up to protect people, tools and the drive.
- Lockable on-off switch.
- Spindle lock pin.

Included in delivery:

4 m power cable, 1 key, 1 clamping flange, 1 quick-mounting nut, surface guard, anti-vibration handle.

Description	EAN 4007220	Rotational speed [RPM]	Voltage [volts] 50–60 Hz	Power consumption [watts]	Power output [watts]	Work spindle thread	Tool mounting centre hole dia. [mm]	Net weight [kg]
UWER 18/120 SI 230 V	957110	11,500–2,800	230	1,750	1,150	M14	22.23	2.800

Clamping flanges



Description	EAN 4007220
SPF 98970043	853115
SSM14 98970042	853108

Keys



Description	EAN 4007220
STL SW 35 x 5 mm	193853

Guards



Description	EAN 4007220	Tool cover dia. [mm]	Use for
H 45-115 HT-SV	964316	115	Cut-off grinding
H 45-115 FL-SV	881361	115	Surface grinding

Suitable PFERD tools

Catalogue section 2	Catalogue section 4	Catalogue section 5	Catalogue section 6	Catalogue section 8	
High Speed Disc ALUMASTER Dia. 115 mm	Velcro-backed abrasive discs	Diamond cut-off wheels	Cut-off and grinding wheels	Wheel brushes crimped Type for angle grinders RBU dia. 115 mm	Threaded cup brushes crimped TBU dia. 60 to 75 mm M14
	Fibre discs	CC-GRIND-SOLID- DIAMOND	POLIFAN flap discs		
	COMBICLICK tools	Dia. 115 mm	CC-GRIND grinding discs	knotted RBG dia. 100 to 115 mm	knotted TGB dia. 65 to 80 mm
	POLICLEAN discs				
	Self-adhesive discs		Dia. up to 115 mm	Pipeline wheel brushes knotted RBG dia. 100 to 115 mm	Composite disc brushes crimped DBU dia. 75 mm
	Unmounted flap wheels for angle grinders				
	POLINOX unmounted grinding wheels with thread			Threaded bevel brushes crimped KBU dia. 100 to 115 mm M14	
	Dia. 100 to 115 mm			knotted KBG dia. 100 to 115 mm M14	

Note: Please observe the recommended cutting speeds and the max. permitted rotational speeds in catalogue sections 2–8.

Special features:


- Tool diameter up to 125 mm.
- Stepless rotational speed control.
- Digital electronics for constant rotational speed.
- Overload protection with anti-kick function.
- Restart protection in case of power failure.
- Lateral anti-vibration handle.
- Smooth start-up to protect people, tools and the drive.
- Lockable on-off switch.
- Spindle lock pin.

Included in delivery:

4 m power cable, 1 key, 1 clamping flange, 1 quick-mounting nut, surface guard, anti-vibration handle.

UWER 18/110 SI

11,000–2,700 RPM / 1,750 watts



PFERDVALUE:



Description	EAN 4007220	Rotational speed [RPM]	Voltage [volts] 50–60 Hz	Power consumption [watts]	Power output [watts]	Work spindle thread	Tool mounting centre hole dia. [mm]	Net weight [kg]
UWER 18/110 SI 230 V	957127	11,000–2,700	230	1,750	1,150	M14	22.23	2.800

Clamping flanges



Description	EAN 4007220
SPF 98970043	853115
SSM14 98970042	853108

Keys



Description	EAN 4007220
STL SW 35 x 5 mm	193853

Guards



Description	EAN 4007220	Tool cover dia. [mm]	Use for
H 45-125 HT-SV	843277	125	Cut-off grinding
H 45-125 FL-SV	843284	125	Surface grinding

Suitable PFERD tools

Catalogue section 2	Catalogue section 4	Catalogue section 5	Catalogue section 6	Catalogue section 8	
High Speed Disc ALUMASTER Dia. 115 mm	Velcro-backed abrasive discs	Diamond cut-off wheels	Cut-off and grinding wheels	Wheel brushes crimped Type for angle grinders RBU dia. 115 to 125 mm	Threaded cup brushes crimped TBU dia. 60 to 75 mm M14
	Fibre discs	CC-GRIND-SOLID- DIAMOND Dia. 125 mm	POLIFAN flap discs		knotted TBG dia. 65 to 80 mm M14
	COMBICLICK tools		CC-GRIND grinding discs		
	POLICLEAN discs				
	Self-adhesive discs		Dia. up to 125 mm	Pipeline wheel brushes knotted RBG dia. 100 to 125 mm	Composite disc brushes crimped DBU dia. 75 mm
	Unmounted flap wheels for angle grinders				
	POLINOX unmounted grinding wheels with thread				
Dia. 65 to 125 mm				Threaded bevel brushes crimped KBU dia. 100 to 125 mm knotted KBG dia. 100 to 125 mm	

Note: Please observe the recommended cutting speeds and the max. permitted rotational speeds in catalogue sections 2–8.




Electric grinders

Angle grinders



UWER 18/95 SI

9,500–2,300 RPM / 1,750 watts



PFERDVALUE:



Special features:

- Max. **tool diameter up to 150 mm.**
- Stepless rotational speed control.
- Digital electronics for constant rotational speed.
- Overload protection with anti-kickback function.
- Restart protection in case of power failure.
- Lateral anti-vibration handle.
- Smooth start-up to protect people, tools and the drive.
- Lockable on-off switch.
- Spindle lock pin.

Included in delivery:

4 m power cable, 1 clamping flange, 1 quick-mounting nut, 1 face pin spanner, surface guard, anti-vibration handle.

Description	EAN 4007220	Rotational speed [RPM]	Voltage [volts] 50–60 Hz	Power consumption [watts]	Power output [watts]	Work spindle thread	Tool mounting centre hole dia. [mm]	Net weight [kg]
UWER 18/95 SI 230 V	101384	9,500–2,300	230	1,750	1,150	M14	22.23	3.000

Clamping flanges



Description	EAN 4007220
SPF 98970043	853115
SSM14 98970042	853108

Keys



Description	EAN 4007220
STL SW 35 x 5 mm	193853

Guards



Description	EAN 4007220	Tool cover dia. [mm]	Use for
H 51-150 HT-SV	968628	150	Cut-off grinding
H 51-150 FL-SV	101964	150	Surface grinding

Suitable PFERD tools

Catalogue section 4	Catalogue section 6	Catalogue section 8
Fibre discs Dia. up to 150 mm	Cut-off and grinding wheels POLIFAN flap discs CC-GRIND grinding discs Dia. up to 150 mm	Wheel brushes knotted RBG dia. 150 mm Pipeline wheel brushes knotted RBG dia. 150 mm Threaded cup brushes crimped TBU dia. 75 to 100 mm M14 knotted TBG dia. 80 to 100 mm M14 Composite disc brushes crimped DBU dia. 75 mm

Note: Please observe the recommended cutting speeds and the max. permitted rotational speeds in catalogue sections 4–8.

Keys



Description	EAN
SKS SW 5 mm	204467
HS 40-20	019122
SDR TX 15K	007419

UWER 18/110 EF-R3/45° TK and UWER 18/110 EF-30° TK

The drive and tools are supplied in a sturdy plastic case for optimal storage. Included in delivery:

- UWER 18/110 EF with 4 m power cable, three keys and anti-vibration handle.
- Cutting insert holder with guide bearing.
- Screw set for cutting inserts.

The ordering data can be found in the table below.

EDGE FINISH system for work on edges in transport case (TK)



Special features:


- Max. chamfer height of 6 mm.
- Stepless rotational speed control.
- Digital electronics for constant rotational speed.
- Restart protection in case of power failure.
- Anti-vibration handle.
- Smooth start-up to protect people, tools and the drive.
- Lockable on-off switch.
- Spindle lock pin.

Included in delivery:

4 m power cable, 3 keys, anti-vibration handle.

UWER 18/110 EF

11,000–2,750 RPM / 1,750 watts



PFERDVALUE:



Description	EAN	Rotational speed [RPM]	Voltage [volts] 50–60 Hz	Power consumption [watts]	Power output [watts]	Work spindle thread	Incl. cutting insert holder	Matching cutting insert holder	Net weight [kg]
EDGE FINISH UWER 18/110 EF-R3/45° TK 230V ¹⁾	004272	11,000–2,750	230	1,750	1,150	M14	EF-WSP-A R3/45°	EF-WSP-A R3/45°, EF-WSP-A 30°	7.360
EDGE FINISH UWER 18/110 EF-30° TK 230V ¹⁾	004364	11,000–2,750	230	1,750	1,150	M14	EF-WSP-A 30°	EF-WSP-A R3/45°, EF-WSP-A 30°	7.360
EDGE FINISH UWER 18/110 EF 230V ²⁾	973172	11,000–2,750	230	1,750	1,150	M14	-	EF-WSP-A R3/45°, EF-WSP-A 30°	3.640

¹⁾ The cutting inserts are not included in delivery. Please order these separately (see catalogue section 2).

²⁾ The cutting insert holder with guide bearing, cutting inserts and screw set are not included in delivery. Please order these separately (see catalogue section 2).

Selecting suitable cutting inserts:

To determine the most suitable cutting insert, please proceed as follows:

- 1 Select the material group to be machined.
- 2 Select the cutting inserts.

Ordering notes:

- Packaging unit: 1 piece each
- Set contains: 3 pieces

Material group	Matching cutting inserts	EAN	Recommended rotational speed range [RPM]	Max. depth of cut per process step [mm]	Max. chamfer width/radius to be created [mm]
Steel	EF-WSP-F STEEL	005118	8,700–7,100	3	6
	EF-WSP-R3 STEEL	005101	8,700–7,100	-	3
Stainless steel (INOX)	EF-WSP-F INOX	071182	8,000–7,500	2	3
Aluminium	EF-WSP-F ALU	039533	11,000	6	6



Electric grinders

Drum grinder



UWER 15/40 A-SI D19  4,000–1,000 RPM / 1,530 watts



PFERDVALUE:



Special features:

- Low-speed angle grinder/polisher with stepless rotational speed control.
- Digital electronics for constant rotational speed.
- Overload protection.
- Restart protection in case of power failure.
- Smooth start-up to protect people, tools and the drive.
- Spindle lock pin.
- Drive spindle with two keyways for increased power transmission on drum tools.
- M14 drive spindle for mounting drum tools with female thread.

Included in delivery:

3 m power cable, 1 key, quick mounting screw, hand guard, lateral handle, detachable drive spindle.

Description	EAN 4007220	Rotational speed [RPM]	Voltage [volts] 50–60 Hz	Power consumption [watts]	Power output [watts]	Max. tool diameter [mm]	Tool mounting dia. x width [mm]	Net weight [kg]
UWER 15/40 A-SI D19 230 V	896792	4,000–1,000	230	1,530	1,050	125	19 x 100	3.000

Keys



Description	EAN 4007220
EM SW 17 mm	204542



Drum set FR-W 100100 UWER 15/40 230 V

For detailed information and ordering data on the roller set, please refer to catalogue section 4.



M14

Direct mounting of threaded drum tools possible

Suitable PFERD tools

Catalogue section 4	Catalogue section 8
Flap drums Poliflex texturing rollers POLINOX grinding drums Dia 100 x 100 mm	Wheel brushes for burnishing machines Grinding drum mounting dia. 19x100 mm crimped WBU dia. 100 mm

Note: Please observe the recommended cutting speeds and the max. permitted rotational speeds in catalogue sections 2–8.



Special features:

- ***Belt length 610 mm** x width 3–20 mm with **adapter BSAD 41/36 x 610**.
- The belt grinder attachment can be pivoted on the drive system.
- Stepless rotational speed regulation.
- Digital electronics for constant rotational speed.
- Overload protection.
- Restart protection in case of power failure.
- Lockable on-off switch.

UBS 5/100 SI 925

- Incl. belt grinder attachment arm BSA 9/25 x 520.

UBS 5/100 SI 925 TK

- Belt grinder in transport case.

UBS 5/100 SI oVA


- Please order belt grinder attachment arm separately (see below).

Included in delivery:

3 m power cable, 1 key.

UBS 5/100 SI 925

Belt lengths: 520 (610*) mm x width: 3–20 mm



UBS 5/100 SI 925 TK

BSVH 41 + BSA 9/25 x 520

PFERDVALUE:



Description	EAN 4007220	Belt speed [m/s]	Voltage [volts] 50–60 Hz	Power consumption [watts]	Power output [watts]	Net weight [kg]
UBS 5/100 SI 925 230 V	333006	6.5–16	230	500	300	1.900
UBS 5/100 SI 925 TK 230 V	957424	6.5–16	230	500	300	3.100
UBS 5/100 SI oVA 230 V	948811	6.5–16	230	500	300	1.800

Keys

Description	EAN 4007220
SKS SW 4 mm	204450

Protective cover

Description	EAN 4007220
SDVH-G	956861

Adapter

Description	EAN 4007220
BSAD 41/36 x 610	395967

Belt grinder attachment arms

BSVA 9/25



BSVA 9/25-1



BSVA 4/16



BSVA 9/16



BSVA 12/19



BSVA 18/23



- Robust steel design.
- Use of the full roller width.
- Extremely slim fixing lugs on the facing roller.

- Asymmetrical arms for flush lateral grinding.
- Belt arm guide can be fixed.
- BSVA 9/25-1 with conical guide roller (range 1 mm).

- For detailed information and ordering data for abrasive and non-woven short belts, as well as for the belt grinder set BA 6-12/520 UBS 5/100 230 V, please refer to catalogue section 4.

Description	EAN 4007220	Width x roll dia. [mm]	Suitable belt width [mm]	Suitable belt length [mm]	Net weight [kg]
BSVA 9/25 x 520	323007	9 x 25	3, 6, 9, 12, 16	520, 610	0.095
BSVA 9/25-1 x 520	494288	9 x 25	3, 6, 9, 12	520, 610	0.095
BSVA 4/16 x 520	322987	4 x 16	3, 6, 9	520, 610	0.060
BSVA 9/16 x 520	322994	9 x 16	9, 12	520, 610	0.096
BSVA 12/19 x 520	323014	12 x 19	12, 16	520, 610	0.107
BSVA 18/23 x 520	349267	18 x 23	20	520, 610	0.150




Electric grinders

Pipe belt grinder



UBS 11/90 SI-R

1,050 watts,
belt length: 610 mm x width: 12–30 mm



PFERDVALUE:



Description	EAN 4007220	Belt speed [m/s]	Voltage [volts] 50–60 Hz	Power consumption [watts]	Power output [watts]	Net weight [kg]
UBS 11/90 SI-R 230 V	777275	7–15.5	230	1,050	650	3.000
UBS 11/90 SI-R TK 230 V	957448	7–15.5	230	1,050	650	6.700

Keys



Description	EAN 4007220
SKS SW 4 mm	204450




For detailed information and ordering data on abrasive and non-woven short belts, please refer to catalogue section 4.



Pipe belt grinder in
transport case
UBS 11/90 SI-R-TK

UBS 5/70 SI-R

500 watts,
belt length: 533 mm x width: 30 mm



PFERDVALUE:



Description	EAN 4007220	Belt speed [m/s]	Voltage [volts] 50–60 Hz	Power consumption [watts]	Power output [watts]	Net weight [kg]
UBS 5/70 SI-R 230 V	561263	5–11	230	500	300	2.350
UBS 5/70 SI-R TK 230 V	957431	5–11	230	500	300	5.800

Keys



Description	EAN 4007220
SKS SW 4 mm	204450



For detailed information and ordering data on abrasive and non-woven short belts, please refer to catalogue section 4.



Pipe belt grinder in
transport case
UBS 5/70 SI-R TK

Special features:

- Stepless rotational speed control.
- Digital electronics for constant rotational speed.
- Overload protection.
- Restart protection in case of power failure.
- Smooth start-up to protect people, tools and the drive.
- Adjustable belt guidance roller to match pipe diameters up to 70 mm.
- A surface contact angle on the workpiece of up to 220 degrees is possible.

UBS 11/90 SI-R TK

- Pipe belt grinder in transport case.

Included in delivery:

3 m power cable, 1 key.

Special features:

- Stepless rotational speed control.
- Digital electronics for constant rotational speed.
- Overload protection.
- Restart protection in case of power failure.
- Smooth start-up to protect people, tools and the drive.
- Adjustable belt guidance roller to match pipe diameters up to 55 mm.
- A surface contact angle on the workpiece of up to 180 degrees is possible.

UBS 5/70 SI-R TK

- Pipe belt grinder in transport case.

Included in delivery:

3 m power cable, 1 key.

Special features:


- Max. **tool diameter 150 mm.**
- Tool mounting 25.4 mm (1") or 22.23 mm (reversible clamping flange WSPF).
- Stepless rotational speed control.
- Digital electronics for constant rotational speed.
- Overload protection.
- Restart protection in case of power failure.
- Light, very easy to handle, good power output.

Included in delivery:

3 m power cable, 3 keys, 1 clamping flange, 1 reversible clamping flange, hand guard.

KNER 5/34 V-SI

3,400–1,500 RPM / 500 watts



PFERDVALUE:



Description	EAN 4007220	Rotational speed [RPM]	Voltage [volts] 50–60 Hz	Power consumption [watts]	Power output [watts]	Work spindle thread	Tool mounting centre hole dia. [mm]	Net weight [kg]
KNER 5/34 V-SI 230 V	935217	3,400–1,500	230	500	300	M14	25.4 / 22.23	1.600

Clamping flanges



Description	EAN 4007220
WSPF 96473301	937839
SPM14 96473201	937822

Keys



Description	EAN 4007220
SKS SW 5 mm	204467
STL SW 35 x 5 mm	193853
STS D 4 mm	205020



POLINOX set PNER 15003/06 KNER 5/34 230 V

For detailed information and ordering data on the POLINOX set PNER, please refer to catalogue section 4.

Suitable PFERD tools

Catalogue section 4	Catalogue section 8
POLINOX unitized wheels PNER Dia. up to 150 mm POLINOX unitized discs PNER Dia. up to 125 mm POLINOX discs Dia. up to 150 mm POLIVLIES flap discs Dia. up to 125 mm POLINOX unmounted grinding wheels with thread Dia. up to 125 mm	Wheel brushes crimped Narrow type RBU dia. 150 mm matching arbor hole adapter 22.2 mm from adapter set AK 32

Note: Please observe the recommended cutting speeds and the max. permitted rotational speeds in catalogue sections 2–8.



Electric grinders

Rigid extensions for EL motors DIN 10




Rigid extensions

STV9
STV13

STV20

STV27
STV33

Max. 25,000 RPM (STV9 and STV13)



Special features:

- Rigid extensions for hard-to-reach processing areas.
- Special lengths and options for workpiece adaptation available on request.
- The potential bending point and the bending radius depend on the STV type and the desired bend.
- Bent types available as from a minimum length of 500 mm (see 2nd and 5th figure).

Included in delivery:

STV9

3 mm collet, 3 keys.

STV13

6 mm collet, 3 keys.

STV20 incl. HA 4 ZGA STV G16/G22

6 mm collet, 2 keys.

Description	EAN 4007220	Connection coupling [DIN]	Sliding coupling [G]	Dia. x length [mm]	Max. bending radius [mm]	Matching tool mounting	Matching drives	*	Net weight [kg]
STV9 L300	035092	10	-	9 x 300	150	Collet group 2	1, 2	*	0.430
STV9 L500	035108	10	-	9 x 500	150	Collet group 2	1, 2	*	0.520
STV9 L800	035115	10	-	9 x 800	150	Collet group 2	1, 2	*	0.640
STV9 L1000	035122	10	-	9 x 1000	150	Collet group 2	1, 2	*	0.720
STV13 L300	733004	10	-	13 x 300	150	Collet group 10	1, 2	*	0.520
STV13 L500	768242	10	-	13 x 500	150	Collet group 10	1, 2	*	0.670
STV13 L800	035139	10	-	13 x 800	150	Collet group 10	1, 2	*	0.890
STV13 L1000	035146	10	-	13 x 1,000	150	Collet group 10	1, 2	*	1.040
STV20 L200	272770	10	16/22	20 x 200	150	HA 4 ZGA STV G16/G22	1, 2	*	0.400
STV20 L400	179604	10	16/22	20 x 400	150	HA 4 ZGA STV G16/G22	1, 2	*	0.630
STV20 L600	179703	10	16/22	20 x 600	150	HA 4 ZGA STV G16/G22	1, 2	*	0.890
STV27 L250	282137	10	22	27 x 250	250	HA 7 ZGA G22, WZ 7 B STV G22, WZ 7-45° STV G22	1, 2, 3	*	0.550
STV27 L500	179499	10	22	27 x 500	250	HA 7 ZGA G22, WZ 7 B STV G22, WZ 7-45° STV G22	1, 2, 3	*	0.930
STV33 L250	179420	10	28	33 x 250	300	HA 10 ZGE, HA 12 ZGA, WZ 10 B STV, WZ 10-45° STV	2, 3, 4, 5	*	1.025
STV33 L500	179468	10	28	33 x 500	300	HA 10 ZGE, HA 12 ZGA, WZ 10 B STV, WZ 10-45° STV	2, 3, 4, 5	*	2.100
STV33 L1000	179758	10	28	33 x 1,000	300	HA 10 ZGE, HA 12 ZGA, WZ 10 B STV, WZ 10-45° STV	2, 3, 4, 5	*	3.250

* 1 = EMER 5/250 SI, 2 = EMER 15/150 SI, 3 = EMER 11/90 SI, 4 = EMER 15/60 SI, 5 = EMER 15/30 SI

Handpieces



HA 4 ZGA STV G16/G22



WZ 7 B STV G22



WZ 7-45° STV G22



WZ 10 B STV G28



WZ 10-45° STV G28

Description	EAN 4007220	Max. perm. rotational speed [RPM]	Sliding coupling [G]	Dia. x length [mm]	Transmission ratio	Incl. collet dia. [mm]	Collet group	Net weight [kg]
HA 4 ZGA STV G16/G22	247952	25,000	16/22	20 x 110	-	6	11	0.165
WZ 7 B STV G22	334645	17,100	22	55 x 157	1.3 : 1	6	6	0.710
WZ 7-45° STV G22	334614	17,100	22	57 x 175	1.3 : 1	6	6	0.750
WZ 10 B STV G28	334638	17,100	28	55 x 156	1.3 : 1	6	6	0.805
WZ 10-45° STV G28	334621	17,100	28	57 x 184	1.3 : 1	6	6	0.845

Other matching handpieces can be found on page 113.

Special features:


- Electric motors for rigid extensions with motor connection DIN 10.
- Stepless rotational speed control.
- Digital electronics for constant rotational speed.
- Overload protection.
- Smooth start-up to protect people, tools and the machine.
- Restart protection in case of power failure.

Included in delivery:

3 m power cable, 2 keys.

EMER 5/250 SI 
EMER 15/150 SI 
EMER 11/90 SI 
EMER 15/60 SI 
EMER 15/30 SI 

25,000–11,000 RPM / 500 watts
15,000–6,800 RPM / 1,530 watts
8,300–3,800 RPM / 1,050 watts
6,000–2,800 RPM / 1,530 watts
3,000–750 RPM / 1,530 watts



PFERDVALUE:

EMER 5/250 SI, EMER 11/90 SI




EMER 15/150 SI, EMER 15/60 SI,
EMER 15/30 SI




Item no.	Description	EAN 4007220	Rotational speed [RPM]	Voltage [volts] 50–60 Hz	Power consumption [watts]	Power output [watts]	Matching extension	Net weight [kg]
1	EMER 5/250 SI 230 V	948859	25,000–11,000	230	500	300	STV9, STV13, STV20, STV27	1.150
2	EMER 15/150 SI 230 V	101414	15,000–6,800	230	1,530	1,050	STV9, STV13, STV20, STV27, STV33	2.000
3	EMER 11/90 SI 230 V	948866	8,300–3,800	230	1,050	650	STV9, STV13, STV20, STV27	2.000
4	EMER 15/60 SI 230 V	101421	5,900–2,800	230	1,530	1,050	STV33	2.000
5	EMER 15/30 SI 230 V	101438	3,000–750	230	1,530	1,050	STV33	2.000

Keys

	Description	EAN 4007220
	STS D 4 mm	205020





Flexible shaft drives are multi-speed machines. They cover a wide rotational speed range and can be steplessly adjusted electronically or via gears to match individual tool requirements. Flexible shaft drives have very high drive outputs. They can also be used with compact handpieces or extensions to work in difficult-to-reach areas.

Areas of application

Flexible shaft drives can be used for almost all jobs. They are used successfully in many industrial sectors for different processes. The rotational speed control allows the use of various tools on one single drive.

The PFERD product range

PFERD offers various types of flexible shaft drives, as well as a comprehensive range of matching flexible shafts, handpieces, angle drives, drum drives and special drives.

PFERD flexible shaft drives and their accessories are extremely robust, technically up to date and incorporate the latest ergonomic findings and requirements. This product range was developed especially for the economic use of grinding, milling, brushing, cut-off and polishing tools and covers a wide rotational speed range (40,000–100 RPM) and power range (6,100–500 watts).

Advantages

- Very compact and ergonomic handpieces.
- Very low weight of the handpieces.
- Drives that are very robust and designed for continuous use (Mammoth drives, Master Grinder).
- Sophisticated.
- Very high performance.
- Highly versatile.
- Simple power supply.
- Low-maintenance.
- Easy to service.
- Economical.

Standards, safety, general guidelines

Electrical safety

PFERD flexible shaft drives comply with the standard "Safety for Hand-Guided Motor-Driven Electric Tools".

1. Earthed electric drives (protection class I)

This design is indicated by the protective earthing (⊕) sign:

- Mini-Mammoth Electronic (page 101)
- Mammoth Electronic (page 100, 102)
- Mammoth MD (page 103)
- Maxi-Mammoth Electronic (page 104)
- Master Grinder SD (page 105)

2. Insulated electric grinders (protection class II)

This design is indicated by the insulation sign (□) and the supplement "SI":

- RUER 5/250 SI (page 98)
- RUER 10/250 SI (page 98)
- RUER 15/150 SI (page 99)
- RUER 15/60 SI (page 99)

- RUER 15/30 SI (page 99)
- RUG 19/120 SI (page 99)
- RUER 8/180 SI (page 101)

3. Safety extra-low voltage/protective separation

When using alternating current voltage in boilers, tanks, pipelines and similar narrow spaces made of electrically conductive materials, a safety extra-low voltage of 42 volts or protective separation must be used.

3.1 Electric grinders for safety extra-low voltage (protection class III)

These drives are operated with no more than 42 volts. The following drives are available in 42-volt designs:


- Mammoth MD (page 103)
- Master Grinder SD (page 105)

3.2 Protective separation


For flexible shaft tool drives, one alternative to a safety extra-low voltage is to isolate the drive motor from the mains voltage using a transformer of the same voltage rating.

PFERD electric grinders comply with:

- EC Machinery Directive
- Low Voltage Directive
- Electromagnetic Compatibility

PFERD electric grinders bear the CE mark. 

Any special regulations (e.g. on the use of safety extra-low voltage) or country-specific regulations must be observed.



Flexible shaft drive

General information



Criteria for selecting the optimum flexible shaft drive

The most important prerequisite for cost-effective work is the selection of the optimum tool. The appropriate tool drive is selected taking the following criteria into consideration:

1. Design, shape and size

Each type of application places specific demands on the shape and size of the tool drive. The different designs can be used for various applications: The ideal tool drive should be selected for the task at hand depending on the dimensions, accessibility, type and frequency of the application.

2. Rotational speed

The tool drive should always be selected according to the rotational speed and cutting speed recommendation for the tool. Please refer to catalogue sections 2–8 for this recommendation.

3. Power output

The drive's power output is the decisive factor for maintaining the rotational speed under load. The load is determined by the stock removal properties of the material to be machined, the cutting characteristics of the tool, the tool diameter, the contact surface and the contact pressure.

4. Tool mounting

Depending on the PFERD tool selected, different tool mountings are available, e.g. collets or threaded spindles. Matching collets are allocated to every drive. Please refer to pages 116–120 for an overview of the collets and drive spindle extensions.

If you have any further questions, your personal PFERD sales representative will be happy to help you.

Flexible shafts (BW)

Flexible shafts consist of three components which can be combined in different ways:

Flexible core (SE)

The flexible core consists of 4 to 10 layers of wire, conforming to DIN 2076, and is specially designed for high-speed clockwise rotation. The coupling is securely press-fitted to the core. After approximately 100 operating hours, the core of the flexible shaft must be re-lubricated. The core and casing must be degreased and new special shaft grease must be applied to the core.

Flexible casing (SCH)

The flexible casing consists of oil-resistant rubber; the interior being a flat steel spiral and the outside being solid rubber. The connection couplings are pressed on firmly and encased in a rubber sheath as reinforcement.

Handpiece (HA)

The handpieces are light and easy to handle in relation to their power output transmission, and cover a wide rotational speed range. Because of low noise emission, continuous operation with little fatigue is possible. Replaceable collets or the special shank mounting for morse cones allow various tools to be mounted. The sliding coupling allows quick handpiece changes.

Repair

It is not possible to repair cores and flexible casings. We recommend replacement with pre-assembled new parts.

Radius of curvature

When using flexible shafts, please ensure that the shafts are not bent beyond the specified radius of curvature. The smallest possible radius of curvature is given for each flexible shaft.



How to find the matching flexible shaft to your drive

On the following double page, you will find a flexible shaft selection for the individual drives in accordance with the following explanation.

Flexible shafts and handpieces/attachments must always be selected according to the required rotational speed and power output. Maximum cost-effectiveness is achieved through the combination of a high-performance tool and an optimal drive.

① Drive

Alternative drive with DIN 10 connection.
(Exceptions DIN 15).

② Flexible shaft (BW)

Possible flexible shafts.

③ Catalogue page

Reference to the catalogue page on which the appropriate flexible shaft and handpieces are shown.

④ Rotational speed [RPM]/power output [watts]

Rotational speed and power output ranges for which the flexible shaft is suitable.

Power output and rotational speed range of the drive system.

⑤ Rotational speed and power output of the flexible shafts and handpieces

⑥ Connection

Drive-side connection DIN 10 / DIN 15 and handpiece side connections (G16 to G35 and DPF, SRF).

⑦ Suitable flexible shaft








● ideally suitable

○ suitable

- unsuitable

⑧ Handpieces/attachments

Please select your shape and design.

				③ see page	▶	102	102	103	99	98	98	100
				① Drive motor with / without overdrive ST103	▶	MEW 18/150 + ST103	ME 22/150 + ST103	MD 10 + ST103	RUG 19/120 SI + ST103	RUER 5/250 SI	RUER 10/250 SI	MEW 18/240
												
				④ Power output [watts]:	▶	1,500	2,200	736	1,250	300	660	1,500
				④ Rot. speed range [RPM]:	▶	40,000–15,000	40,000–15,000	36,000–24,000–17,100–9,600–6,300–4,800–2,550	36,000–18,000–9,000	25,000–11,000	25,000–11,000	24,000–100
Flexible shafts and accessories	③ see page	⑤ Power output [watts]	⑤ Drive [RPM]									

② Flexible shaft

BW 4 ZG DIN 10 (G16)	106	500–300	40,000–15,000	⑦ ○	○	●	●	●	●	○
BW 4 PST-T DIN 10 ⑥	112	450–100	7,650–1,500	–	–	○	–	–	–	○
BW 6 ZG DIN 10 (G16)	106	1,460–660	25,000–11,000	●	●	●	●	●	●	●

...

⑧ BW – handpieces

WZ 4 A G16	113	500–300	20,000	●*	●*	●*	●*	●*	●*	●*
BSVH 24 (G16)	121	500–300	5.3 m/s	●*	●*	●*	●*	●*	●*	●*
WZ 6 DPF/SRF	113	1,460–660	18,000	○*	○*	●*	●*	●*	●*	○*

...

⑦ ● = ideally suitable

○ = suitable

– = unsuitable








* = not with max. shaft rotational speed



Flexible shaft drive

Suitable drives and flexible shafts



		see page ▶	102	102	103	99	98	98	100
		Drive motor with / without overdrive ST103 ▶	MEW 18/150 + ST103 	ME 22/150 + ST103 	MD 10 + ST103 	RUG 19/120 SI + ST103 	RUER 5/250 SI 	RUER 10/250 SI 	MEW 18/240 
		Power output [watts]: ▶	1,500	2,200	736	1,250	300	660	1,500
		Rot. speed range [RPM]: ▶	40,000–15,000	40,000–15,000	36,000–24,000–17,100–9,600–6,300–4,800–2,550	36,000–18,000–9,000	25,000–11,000	25,000–11,000	24,000–100
Flexible shafts and accessories ▼	see page ▼	Power output [watts] ▼	Drive [RPM] ▼						

Flexible shafts

BW 4 ZG DIN 10 (G16)	106	500–300	40,000–15,000	○	○	●	●	●	●	○
BW 4 PST-T DIN 10	112	450–100	7,650– 1,500	–	–	○	–	–	–	○
BW 6 ZG DIN 10 (G16)	106	1,460–660	25,000–11,000	●	●	●	●	●	●	●
BW 6 Z DIN 10 (DPF or SRF)	107	1,460–600	25,000–11,000	○	○	●	●	●	●	○
BW 7 ZG DIN 10 (G22)	108	1,760–800	25,000–11,000	●	●	●	●	–	●	●
BW 7 ZGU DIN 10 2M (G22)	108	1,760–800	25,000–11,000	●	●	●	●	–	●	●
BW 7 PST-T DIN 10	112	1,000–370	4,250– 1,500	–	–	○	–	–	–	○
BW 10 ZG DIN 10 (G28)	109	2,450–140	18,000– 750	○	○	●	○	–	○	●
BW 10 ZG DIN 10 2M (G28)	109	2,450–140	18,000– 750	○	○	●	○	–	○	●
BW 10 ZG DIN 15 (G28)	109	2,450–140	18,000– 750	–	–	–	–	–	–	–
BW 12 ZGA DIN 10 (G28)	110	6,280–525	12,000– 850	–	–	○	○	–	–	●
BW 12 ZGA DIN 15 (G28)	110	6,280–525	12,000– 850	–	–	–	–	–	–	–
BW 12 KG DIN 10 (G35)	111	6,280–525	10,000– 850	–	–	○	○	–	–	●
BW 12 KG DIN 15 (G35)	111	6,280–525	10,000– 850	–	–	–	–	–	–	–
BW 15 KG DIN 15 (G35)	111	5,860–735	7,300– 1,000	–	–	–	–	–	–	–

BW – handpieces

WZ 4 A G16	113	500–300	20,000	●*	●*	●*	●*	●*	●*	●*
BSVH 24 (G16)	121	500–300	5,3 m/s	●*	●*	●*	●*	●*	●*	●*
WZ 6 DPF/SRF	113	1,460–660	18,000	○*	○*	●*	●*	●*	●*	○*
WZT 6 3.0 DPF/SRF	113	1,460–660	18,000	○*	○*	●*	●*	●*	●*	○*
WZT 6 45° 6.0 DPF/SRF	113	1,460–660	18,000	○*	○*	●*	●*	●*	●*	○*
WZ 7 B G22	113	1,760–800	17,100	○*	○*	●*	○*	–	●*	●*
BSVH 36 (G22 + G28)	121	1,760–800	2,3 m/s	○*	○*	●*	○*	–	●*	●*
WZ 7 45° G22	113	1,760–800	17,100	○*	○*	●*	○*	–	●*	●*
WZ 10 B G28	113	2,450–140	17,100	○	○	●	○	–	○	●
WZ 10 45° G28	113	2,450–140	17,100	○	○	●	○	–	○	●













FSH G28	113	2,450–140	12,000	–	–	○*	○*	–	–	●*
---------	-----	-----------	--------	---	---	----	----	---	---	----

BSG 10/35 E G28	114	2,450–140	7,000	–	–	○*	–	–	–	●*
BSG 10/50 E G28	114	2,450–140	7,000	–	–	○*	–	–	–	●*

WT 7 E M14 G22	115	1,760–800	25,000	●	●	●	●	–	●	●
BSVH 41 (G22)	121	1,760–800	1,6 m/s	●	●	●	●	–	●	●
WT 10 H G28	115	2,450–140	8,500	–	–	○*	–	–	–	●*

WRS 12 ZGA (G28)	114	6,280–525	12,000– 850	–	–	○	○	–	–	●
WRS WT 10 H (G28)	114	2,450–140	8,500	–	–	○*	–	–	–	●*

● = ideally suitable ○ = suitable – = unsuitable * = not with max. shaft rotational speed

100	101	99	102	102	104	105	103	101	99	99	99
ME 22/240	RUER 8/180 SI	RUER 15/150 SI	MEW 18/150	ME 22/150	MME 40/150 DIN 15	SD 25-40 DIN 15	MD 10	MMEW 11/120	RUG 19/120 SI	RUER 15/60 SI	RUER 15/30 SI
											
2,200	600	1,050	1,500	2,200	4,000	1,840	736	800	1,250	1,050	1,050
24,000– 100	18,000– 500	15,000– 6,800	15,000– 100	15,000– 100	15,000– 100	13,500– 7,300– 5,100– 2,700– 1,700– 1,000	12,000– 8,000– 5,700– 3,200– 2,100– 1,600– 850	12,000– 800	12,000– 6,000– 3,000	5,900– 2,800	3,000– 1,400

○	○	○	○	○	–	–	–	–	–	–	–
○	●	○	○	○	–	–	○	●	○	●	○
●	●	○	○	○	–	–	○	○	○	–	–
○	●	○	○	○	–	–	○	○	○	–	–
●	○	○	○	○	–	–	○	○	○	–	–
●	○	○	○	○	–	–	○	○	○	–	–
○	○	–	○	○	–	–	●	●	○	●	●
●	–	●	●	●	–	–	●	○	●	○	○
●	–	●	●	●	–	–	●	○	●	○	○
–	–	–	–	–	●	●	–	–	–	–	–
●	–	○	●	●	–	–	○	–	○	–	–
–	–	–	–	–	●	●	–	–	–	–	–
–	–	–	–	–	●	●	–	–	–	–	–

●*	○*	○*	○*	○*	–	–	–	–	–	–	–
●*	○*	○*	○*	○*	–	–	–	–	–	–	–
○*	●*	●*	●*	●*	–	–	○*	○*	○*	–	–
○*	●*	●*	●*	●*	–	–	○*	○*	○*	–	–
○*	●*	●*	●*	●*	–	–	○*	○*	○*	–	–
●*	○*	○*	○*	○*	–	–	○*	○*	○*	–	–
●*	○*	○*	○*	○*	–	–	○*	○*	○*	–	–
●*	○*	○*	○*	○*	–	–	○*	○*	○*	–	–
●	–	●	●	●	●	●	●	○	●	○	–
●	–	●	●	●	●	●	●	○	●	○	–

●*	–	●*	●*	●*	●*	●*	●*	○*	●*	○*	–
----	---	----	----	----	----	----	----	----	----	----	---

●*	–	○*	●*	●*	●*	●*	●*	–	●*	○*	○*
●*	–	○*	●*	●*	●*	●*	●*	–	●*	○*	○*

●	○	○	○	○	–	–	○	○	○	–	–
●	○	○	○	○	–	–	○	○	○	–	–
●*	–	○*	●*	●*	●*	●*	●*	–	○*	–	–

●	–	○	●	●	–	–	○	–	○	–	–
●*	–	○*	●*	●*	●*	●*	●*	–	○*	–	–



Flexible shaft drive

Multi-speed machines RUER



Record Universal Motor RUER 5/250 SI

Special features:

- Stepless rotational speed control.
- Digital electronics for constant rotational speed.
- Overload protection.
- Smooth start-up to protect people, tools and the drive.
- Restart protection in case of power failure.
- Pipe stand protects the drive.

Included in delivery:

3 m power cable, 2 allen keys.

Ordering notes:

- The drive is supplied without flexible shaft, please order separately.
- Drive with foot switch, on request.

PFERDVALUE:



Description	EAN	Rotational speed [RPM]	Voltage [volts] 50–60 Hz	Power consumption [watts]	Power output [watts]	Flexible shaft connection [DIN]	Dimensions L x W x H [mm]	Net weight [kg]
RUER 5/250 SI 230 V	267325	25,000–11,000	230	500	300	10	285 x 57 x 102	2.140



Record Universal Motor RUER 10/250 SI

Special features:

- Stepless rotational speed control.
- Digital electronics for constant rotational speed.
- Overload protection.
- Smooth start-up to protect people, tools and the drive.
- Pipe stand protects the drive.

Included in delivery:

3 m power cable, 2 allen keys.

Ordering notes:

- The drive is supplied without flexible shaft, please order separately.

PFERDVALUE:



Description	EAN	Rotational speed [RPM]	Voltage [volts] 50–60 Hz	Power consumption [watts]	Power output [watts]	Flexible shaft connection [DIN]	Dimensions L x W x H [mm]	Net weight [kg]
RUER 10/250 SI 230 V	348116	25,000–11,000	230	1,050	660	10	300 x 75 x 140	3.110



Record Universal Motors

RUER 15/150 SI , RUER 15/60 SI , RUER 15/30 SI 

Special features:

- Stepless rotational speed control.
- Digital electronics for constant rotational speed.
- Overload protection.
- Smooth start-up to protect people, tools and the machine.
- Restart protection in case of power failure.
- Pipe stand protects the drive.

Included in delivery:

3 m power cable, 2 allen keys.

Ordering notes:

- The drive is supplied without flexible shaft, please order separately.

PFERDVALUE:



Energy Saving



Description	EAN 4007220	Rotational speed [RPM]	Voltage [volts] 50–60 Hz	Power consumption [watts]	Power output [watts]	Flexible shaft connection [DIN]	Dimensions L x W x H [mm]	Net weight [kg]
RUER 15/150 SI 230 V	101629	15,000–6,800	230	1,530	1,050	10	390 x 130 x 140	3.725
RUER 15/60 SI 230 V	101650	5,900–2,800	230	1,530	1,050	10	390 x 130 x 140	3.725
RUER 15/30 SI 230 V	101667	3,000–1,400	230	1,530	1,050	10	390 x 130 x 140	3.725

Record Universal Motor RUG 19/120 SI

Special features:

- Speed-adjustable via excentric gears to 3,000, 6,000, 12,000 RPM.
- Overload protection.
- Smooth start-up to protect people, tools and the drive.
- Pipe stand protects the drive.
- Overdrive possible.

Recommendations for use:

- For daily, continuous operation in single or two-shift operation, we recommend our 3-phase AC flexible shaft drives (see pages 100–105).

Ordering notes:

- The drive is supplied without flexible shaft, please order separately.

Included in delivery:

3 m power cable, 2 allen keys.

PFERDVALUE:



Time Saving



Description	EAN 4007220	Rotational speed [RPM]	Voltage [volts] 50–60 Hz	Power consump- tion [watts]	Power output [watts]	Flexible shaft con- nection [DIN]	Dimensions L x W x H [mm]	Net weight [kg]
RUG 19/120 SI 230 V	348109	12,000, 6,000, 3,000	230	1,700	1,250	10	530 x 95 x 175	9.200



Flexible shaft drive

Multi-speed machine Mammoth Electronic and accessories



Mammoth Electronic ME 22/240 ⚡, MEW 18/240 ⚡

Special features:

- With max. rotational speed 24,000 RPM.
- Most powerful and stable torque.
- Stepless rotational speed control.
- Overload protection.
- Smooth start-up to protect people, tools and the drive.
- Restart protection in case of power failure.
- Very low noise generation.
- Removable operating console with possibility of extension, e.g. hanging design for work in boilers.
- High torque, even within low rotational speed ranges.
- Easy to service, easy-to-remove housing with four main modules.

Included in delivery:

- ME 22/240 with 3-phase AC**
4 m power cable without plug, allen key.
- MEW 18/240 with 1-phase AC**
4 m power cable with plug, 2 allen keys.

Ordering notes:

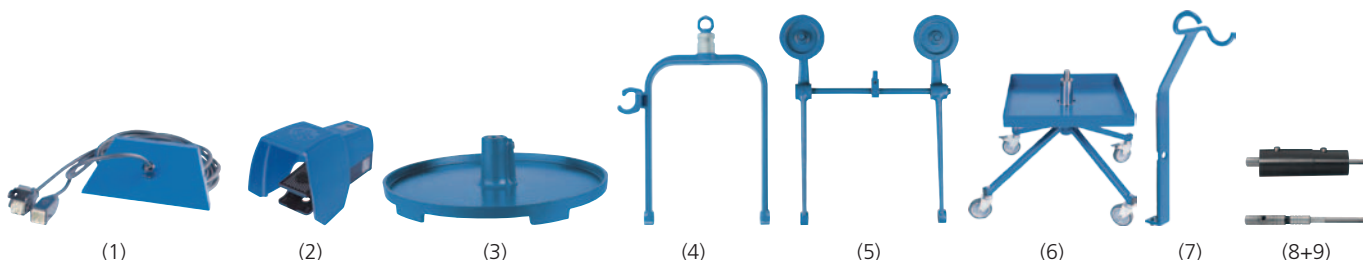
- The drive is supplied without flexible shaft, please order separately.

PFERDVALUE:



Description	EAN 4007220	Rotational speed [RPM]	Voltage [volts] 50–60 Hz	Power consumption [watts]	Power output [watts]	Flexible shaft connection [DIN]	Dimensions L x W x H [mm]	Net weight [kg]
ME 22/240 400V	101681	24,000–100	380–480	2,700	2,200	10	445 x 200 x 320	24.500
MEW 18/240 230V	101674	24,000–100	200–240	2,000	1,500	10	445 x 200 x 320	24.500

Accessories for Mammoth Electronic



(1) Remote control cable FSTK 22

For extension of the removable operating console with cover plate for protection of the drive (cable length 4 m).

(2) Foot switch FSE 22

For easy drive switch-on/switch-off (cable length 4 m).
With protective cover.

(3) Base FME

Stable base with pivot device.

(4) Overhead trolley B1 ME

Drive can be used in hanging position, shaft support available.

(5) Overhead trolley B2 ME

Drive on castors can be used in hanging position.

(6) Base trolley WA D ME

Trolley with tool tray, 4 steerable wheels of which 2 are lockable.
Dimensions L x W x H: 500 x 500 x 510 mm.

(7) Shaft support WAL 4-12

Support for flexible shaft that can be mounted onto the side of the drive.

(8) Direct connection DA 33 DIN 10/G28

For direct (rigid) connection of handpieces with the sliding coupling G28 to flexible shaft drive motors with DIN 10 connection.

(9) Pre-assembled replacement core

SE DA 33 DIN 10/G28 for direct connection, please order separately if required.

Description	EAN 4007220	Description	Flexible shaft connection [DIN]	Sliding coupling [G]	Net weight [kg]
FSTK 22	772812	(1) Remote control cable	-	-	0.635
FSE 22	772799	(2) Foot switch	-	-	1.000
FME	617977	(3) Base	-	-	2.000
B1 ME	617984	(4) Overhead trolley	-	-	1.200
B2 ME	617991	(5) Overhead trolley on castors	-	-	1.800
WA D ME	618028	(6) Base trolley	-	-	14.200
WAL 4-12	618004	(7) Shaft support	-	-	0.460
DA 33 DIN 10/G28	179475	(8) Direct connection	10	28	0.305
SE DA 33 DIN 10/G28	284179	(9) Replacement core	10	28	0.107

Record Universal Motor RUER 8/180 SI

incl. combi-speed control

Special features:

- Stepless rotational speed control.
- Electronics for constant rotational speed.
- Overload protection.
- Restart protection in case of power failure.
- The combi-speed control KDR 8/180 SI can be used as a table-top or foot control. In table-top operation the rotational speed can be controlled individually using the potentiometer. For foot-controlled operation, the maximum rotational speed is preset using the potentiometer. Control is then achieved using the foot pedal. Only for use with motor RUER 8/180 SI.
- Very low noise generation.

- Particularly suitable for use in tool and mould construction.

Included in delivery:

2.5 m power cable, 2.25 m connection cable, 2 allen keys.

Ordering notes:

- The drive is supplied without flexible shaft, please order separately.

PFERDVALUE:



Noise Filter



Energy Saving



Time Saving



Resource Saving



Description	EAN 4007220	Rotational speed [RPM]	Voltage [volts] 50–60 Hz	Power consumption [watts]	Power output [watts]	Flexible shaft connection [DIN]	Dimensions L x W x H [mm]	Net weight [kg]
RUER 8/180 SI 230 V	807408	18,000–500	230	1,020	600	10	222 x 98 x 98	1.650

Dimensions and the net weight refer to the motor.

Accessories for tool drives RUER

Table stand TS L 1400 with screw clamp for attachment to bench tops up to 65 mm in thickness.
The telescopic system allows individual height adjustment up to maximum 140 cm.
Max. 10 kg carrying capacity.

Support TSA L 1400

This support matches the table stand and allows optimum placement of the various handpieces, ready for use.

Ordering notes:

- Please order support separately.



Description	EAN 4007220	Description	Net weight [kg]
TS L 1400	657683	Table stand	2.170
TSA L 1400	657690	Handpiece support	0.450

Mini-Mammoth Electronic MMEW 11/120

Special features:

- Stepless rotational speed control.
- Overload protection.
- Smooth start-up to protect people, tools and the drive.
- Restart protection in case of power failure.
- Very low noise generation.
- Mounted grinding and polishing tools with diameter ≥ 60 mm are not suitable for continuous use with the Mini-Mammoth Electronic.

Ordering notes:

- The drive is supplied without flexible shaft, please order separately. Hanging design, on request. Version with foot switch, on request.

PFERDVALUE:



Noise Filter



Energy Saving



Time Saving



Resource Saving



Included in delivery:

2.5 m power cable, 2 allen keys.

Description	EAN 4007220	Rotational speed [RPM]	Voltage [volts] 50–60 Hz	Power consumption [watts]	Power output [watts]	Flexible shaft connection [DIN]	Dimensions L x W x H [mm]	Net weight [kg]
MMEW 11/120 230 V	657478	12,000-800	230	1,100	800	10	270 x 160 x 180	7.900

Flexible shaft drive

Multi-speed machine Mammoth Electronic and accessories



Mammoth Electronic ME 22/150 , MEW 18/150

Special features:

- Stepless rotational speed control (with overdrive ST 103 DIN 10 up to max 40,000 RPM).
- Overload protection.
- Restart protection in case of power failure.
- Removable operating console with possibility of extension, e.g. hanging design for work in boilers.

Included in delivery:

ME 22/150 with 3-phase AC
4 m power cable without plug, allen key.

MEW 18/150 with 1-phase AC

4 m power cable with plug, 2 allen keys.

Ordering notes:

- The drive is supplied without flexible shaft, please order separately.

PFERDVALUE:



Noise Filter



Energy Saving



Waste Saving



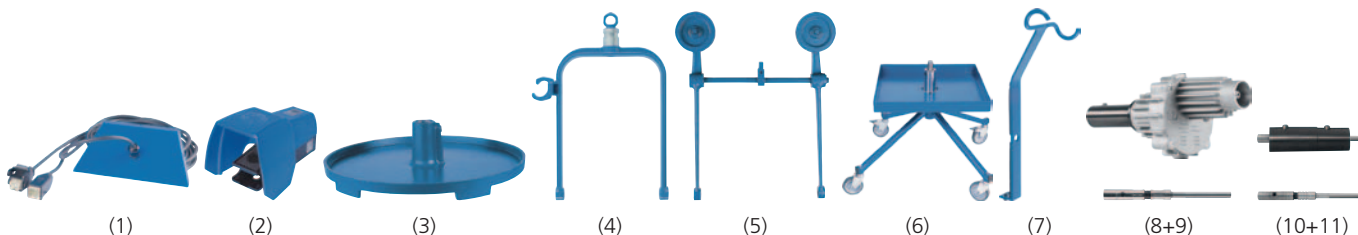
Time Saving



Resource Saving

Description	EAN 4007220	Rotational speed [RPM]	Voltage [volts] 50–60 Hz	Power consumption [watts]	Power output [watts]	Flexible shaft connection [DIN]	Dimensions L x W x H [mm]	Net weight [kg]
ME 22/150 400 V	758694	15,000–100	380–480	2,700	2,200	10	445 x 200 x 320	24.500
MEW 18/150 230 V	788738	15,000–100	200–240	2,000	1,500	10	445 x 200 x 320	24.500

Accessories for Mammoth Electronic



(1) Remote control cable FSTK 22

For extension of the removable operating console with cover plate for protection of the drive (cable length 4 m).

(2) Foot switch FSE 22

For easy drive switch-on/switch-off (cable length 4 m).
With protective cover.

(3) Base FME

Stable base with pivot device.

(4) Overhead trolley B1 ME

Drive can be used in hanging position, shaft support available.

(5) Overhead trolley B2 ME

Drive on castors can be used in hanging position.

(6) Base trolley WA D ME

Trolley with tool tray, 4 steerable wheels of which 2 are lockable.
Dimensions L x W x H: 500 x 500 x 510 mm.

(7) Shaft support WAL 4-12

Support for flexible shaft that can be mounted onto the side of the drive.

(8) Overdrive ST 103 DIN 10

Transmits the drive operating speed in the ratio 1:3.
1 socket spanner is included.

Operating speeds with Mammoth Electronic:

36,000–15,000 RPM

Drive operating speed n max for overdrive:

12,000 RPM

Please refer to page 115 for detailed information regarding overdrive ST 103.

(9) Replacement core SE ST 103 DIN 10

(10) Direct connection DA 33 DIN 10/G28

For direct (rigid) connection of handpieces with the sliding coupling G28 to flexible shaft drive motors with DIN 10 connection.

(11) Pre-assembled replacement core

SE DA 33 DIN 10/G28 for direct connection, please order separately if required.

Description	EAN 4007220	Description	Handpiece side connection [DIN]	Sliding coupling [G]	Net weight [kg]
FSTK 22	772812	(1) Remote control cable	-	-	0.635
FSE 22	772799	(2) Foot switch	-	-	1.000
FME	617977	(3) Base	-	-	2.000
B1 ME	617984	(4) Overhead trolley	-	-	1.200
B2 ME	617991	(5) Overhead trolley on castors	-	-	1.800
WA D ME	618028	(6) Base trolley	-	-	14.200
WAL 4-12	618004	(7) Shaft support	-	-	0.460
ST 103 DIN 10	182673	(8) Overdrive	10	-	1.600
SE ST 103 DIN 10	190524	(9) Replacement core	10	-	0.070
DA 33 DIN 10/G28	179475	(10) Direct connection	10	28	0.305
SE DA 33 DIN 10/G28	284179	(11) Replacement core	10	28	0.107

Mammoth MD 10

Special features:

- Speed-adjustable via excentric gears: 850, 1,600, 2,100, 3,200, 5,700, 8,000, 12,000 RPM
- Restart protection in case of power failure.

Recommendations for use:

- Suitable for universal use in milling, grinding and polishing work.
- Grinding and polishing tools with diameter ≥ 100 mm are not suitable for use with the Mammoth.

Included in delivery:

3 m power cable without plug, 2 allen keys.

Ordering notes:

- 3-phase AC design for voltages from 42 to 440 volts and 50 or 60 Hz is available on request at an extra charge.
- The drive motor is supplied without flexible shaft, please order separately.


PFERDVALUE:



Waste Saving

Time Saving

Resource Saving



Description	EAN 4007220	Type	Three-phase current 50 Hz [volts]	Power consumption [watts]	Power output [watts]	Flexible shaft connection [DIN]	Net weight [kg]
MD 10 400 V 50 Hz	181324	with base	400	1,000	736	10	16.500
MD 10 B1 400 V 50 Hz	181331	B 1 hanging	400	1,000	736	10	16.000
MD 10 B2 400 V 50 Hz	181348	B 2 on castors, hanging position	400	1,000	736	10	17.000
MD 10 D 400 V 50 Hz	181355	D with base trolley	400	1,000	736	10	39.000

Base trolley D

Base trolley, type D (without machine). 4 steerable wheels, 2 wheels with parking brake.
Dimensions L x W x H: 460 x 460 x 605 mm.



Description	EAN 4007220	Net weight [kg]
WA D	182666	23.000

Overdrive ST 103 DIN 10

The overdrive ST 103 DIN 10 transmits the drive operating speed in a ratio of 1:3.

Recommendations for use:

- **Operating speeds with Mammoth**
2,550, 4,800, 6,300, 9,600, 17,100, 24,000, 36,000 RPM
- **Drive operating speed n max.**
12,000 RPM

Included in delivery:

Drive core, 1 socket spanner.

Ordering notes:

- Please refer to page 115 for detailed information regarding overdrive ST 103.

Safety notes:

- Observe the highest rotational speed for the flexible shaft used



SE ST 103 DIN 10

Description	EAN 4007220	Net weight [kg]
ST 103 DIN 10	182673	1.600
SE ST 103 DIN 10	190524	0.070

Direct connection DA 33

Direct connection DA 33 DIN 10/G28 For direct (rigid) connection of handpieces with the sliding coupling G28 to flexible shaft drive motors with DIN 10 connection.

Ordering notes:

- Please order pre-assembled replacement core SE DA 33 DIN 10/G28 for direct connection separately, if required.



SE DA 33 DIN 10/G28

Description	EAN 4007220	Flexible shaft connection [DIN]	Sliding coupling [G]	Net weight [kg]
DA 33 DIN 10/G28	179475	10	28	0.305
SE DA 33 DIN 10/G28	284179	10	28	0.107

Flexible shaft drive

Multi-speed machine Maxi-Mammoth Electronic and accessories



Maxi-Mammoth Electronic MME 40/150

Special features:

- Stepless rotational speed control 0–15,000 RPM.
- MME 40/150 with 3-phase AC.
- I/O interface for remote control with safety extra-low voltage.
- Overload protection.
- Smooth start-up to protect people, tools and the drive.
- Restart protection in case of power failure.
- Very low noise generation.
- Removable operating console with possibility of extension, e.g. hanging design for work in boilers.
- High torque over the entire rotational speed range.
- Base with pivot device for easy guidance of flexible shafts and adherence to the max. permissible radius of curvature.
- Suitable for tools up to diameter 300 mm.

- Easy to service, easy-to-remove housing with four main modules.

Recommendations for use:

- The Maxi-Mammoth Electronic is the most powerful drive motor provided by PFERD. It is suitable for use in combination with flexible shafts for grinding and polishing work with high-power output requirements.

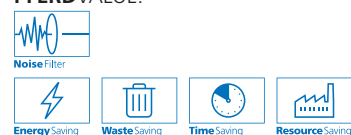
Included in delivery:

4 m power cable without plug, 2 allen keys.

Ordering notes:

- The drive motor is supplied without flexible shafts, please order separately.

PFERDVALUE:



Description	EAN 4007220	Rotational speed [RPM]	Voltage [volts] 50–60 Hz	Power consumption [watts]	Power output [watts]	Flexible shaft connection [DIN]	Dimensions L x W x H [mm]	Net weight [kg]
MME 40/150 400 V	832486	15,000–100	340–480	6,100	4,000	15	470 x 220 x 490	36.160

Accessories for Maxi-Mammoth Electronic



(1)

(1) Remote control cable FSTK 40

For extension of the removable operating console with cover plate for protection of the motor (cable length 4 m).



(2)

(2) Foot switch FSE 22

For easy drive switch-on/switch-off (cable length 4 m) via the remote control interface. With protective cover.



(3)

(3) Base trolley WA D ME

Trolley with tool tray and 4 steerable wheels, 2 with parking brake. Dimensions L x W x H: 500 x 500 x 510 mm.

Description	EAN 4007220	Voltage [volts]	Description	Net weight [kg]
FSTK 40	847053	24	(1) Remote control cable	0.635
FSE 22	772799	24	(2) Foot switch	1.000
WA D ME	618028	-	(3) Base trolley	14.200



For multi-speed machines Mammoth Electronic

Suspension device with steplessly height-adjustable operating console on request.

Master Grinder SD 25-40, SD 25-40 D

Special features:

- Speed-adjustable via excentric gears: 1,000, 1,700, 2,700, 5,100, 7,300, 13,500 RPM

Recommendations for use:

- The Master Grinder is used for heavy grinding work with grinding wheels with ceramic- or fibre-reinforced bonds, unmounted flap wheels and industrial brushes with a diameter ≥ 100 mm.

Included in delivery:

3 m power cable without plug, 2 allen keys.

Ordering notes:

- If the desired voltage is not specified, we will supply you with a 50-Hz 3-phase AC motor set to 400 volts.
- 3-phase AC design for voltages from 42 to 440 volts and 50 or 60 Hz is available on request at an extra charge.
- The drive motors are supplied without a flexible shaft, please order separately.
- Special designs are available on request:
 - B1 hanging
 - B2 on castors, hanging position

PFERDVALUE:



Waste Saving




Time Saving



Resource Saving

SD 25-40



SD 25-40 D



Description	EAN 4007220	Type	Three-phase current 50 Hz [volts]	Power consumption [watts]	Power output [watts]	Flexible shaft connection [DIN]	Net weight [kg]
SD 25-40 400 V 50 Hz	181416	A with base	400	2,400	1,840	15	30.000
SD 25-40 D 400 V 50 Hz	181447	D with base trolley	400	2,400	1,840	15	57.000

Base trolley D

Base trolley, type D (without machine).

4 steerable wheels, 2 wheels with parking brake.

Dimensions L x W x H: 460 x 460 x 605 mm.



Description	EAN 4007220	Net weight [kg]
WA D	182666	23.000



Flexible shaft drive

Flexible shaft 4 ZG, 6 ZG and handpieces

Flexible shaft 4 ZG Flexible shaft 6 ZG

BW 4 ZG
BW 6 ZG



SE 4 ZG
SE 6 ZG



SCH 4 ZG
SCH 6 ZG



40,000–24,000 RPM / 500 watts
25,000–11,000 RPM / 1,460 watts

Recommendations for use:

■ The rotational speed and power output should not fall below or exceed the specified ranges.

Flexible shaft 4 ZG

With low power output requirements, < 300 watts, it is possible to fall below the rotational speed range. The radius of curvature should not be smaller than 100 mm.

Flexible shaft 6 ZG

With low power output requirements, < 660 watts, it is possible to fall below the rotational speed range. The radius of curvature should not be smaller than 140 mm.

Ordering notes:

■ Special lengths available on request.

Description	EAN 4007220	Rotational speed range [RPM]	Power range [watts]	Drive-side coupling DIN / dia. [mm]	Handpiece side coupling G / dia. [mm]	Dimensions dia. x length [mm]	*	Net weight [kg]
Flexible shaft (incl. handpiece 4 ZGB G16)								
BW 4 ZG DIN 10	181751	40,000–24,000	500–300	10 / 30	16 / 16	13 x 1,390	*	0.600
BW 6 ZG DIN 10	658420	25,000–11,000	1,460–660	10 / 30	16 / 16	16 x 1,643	-	1.150
Replacement core								
SE 4 ZG DIN 10/G16	182079	40,000–24,000	500–300	10 / M10	16 / 3.5/2.45	4 x 1,329	*	0.120
SE 6 ZG DIN 10/G16	657829	25,000–11,000	1,460–660	10 / M10	16 / 3.5/2.45	6 x 1,583	-	0.270
Replacement casing								
SCH 4 ZG DIN 10/G16	182291	-	-	10 / 30	16 / 16	13 x 1,300	*	0.330
SCH 6 ZG DIN 10/G16	658390	-	-	10 / 30	16 / 16	16 x 1,553	-	0.740

* Cores and hoses with double-sided sliding coupling on request.



Maintenance sets for the maintenance of flexible shafts see page 122.

Handpieces



HA 4 ZGB G16



HA 4 ZGE G 16 INOX



WZ 4 A G 16

Handpiece HA 4 ZGE G16 INOX

- Corrosion protection and superior look due to stainless steel variant.
- Elastically suspended spindle.

Angle handpiece WZ 4 A G16

- When used with a 6 mm collet, the maximum permitted rotational speed is 15,000 RPM

Description	EAN 4007220	Incl. collet dia. [mm]	Max. perm. rotational speed [RPM]	Dimensions dia. x length [mm]	Transmission ratio	Collet group	Net weight [kg]
HA 4 ZGB G16	313374	6	40,000	19.5 x 110	-	9	0.140
HA 4 ZGE G16 INOX	101780	6	40,000	20 x 107	-	9	0.146
WZ 4 A G16	323267	3	20,000	43 x 111	1:1	10	0.270

For all available collets, see page 116.



Belt grinder attachment holder BSVH 24

For type with belt grinder attachment, see page 121.

Recommendations for use:

- The rotational speed and power output should not fall below or exceed the specified ranges.
- With low power output requirements, < 660 watts, it is possible to fall below the rotational speed range.
- The radius of curvature should not be smaller than 140 mm.

Ordering notes:

- Special lengths available on request.

Flexible shaft 6 Z

11,000–24,000 RPM / 1,460 watts



Description	EAN 4007220	Rotational speed range [RPM]	Power range [watts]	Drive-side coupling DIN / dia. [mm]	Handpiece side coupling G / dia. [mm]	Dimensions dia. x length [mm]	Net weight [kg]
-------------	----------------	------------------------------------	---------------------------	---	---	-------------------------------------	--------------------

Flexible shaft (without handpiece having duplex spring coupling DPF)

BW 6 Z DIN 10/DPF oH	657720	24,000–11,000	1,460–600	10 / 30	DPF / 10	12 x 1,250	0.800
----------------------	--------	---------------	-----------	---------	----------	------------	-------

Flexible shaft (without handpiece having expansion ring coupling SRF)

BW 6 Z DIN 10/SRF oH	657737	24,000–11,000	1,460–600	10 / 30	SRF / 10	12 x 1,250	0.800
----------------------	--------	---------------	-----------	---------	----------	------------	-------



Maintenance sets for the maintenance of flexible shafts see page 122.

Handpieces



HA 6 Z DPF/SRF

HA 6 Z SP 3.0 DPF/SRF

WZ 6 DPF/SRF

WZT 6 3.0 DPF/SRF

WZT 6 45° 6.0 DPF/SRF

All handpieces are suitable for use with the handpiece-side couplings DPF and SRF.

Handpiece HA 6 Z SP 3.0

- Handpiece with quick-coupling system.
- Handpiece with 2.34 mm collet on request.

Angle handpieces with telescopic system Telescoping fixed to maximum length

- WZT 6 3.0 – Dimensions 35 x 255 mm.
- WZT 6 45° 6.0 – Dimensions 45 x 260 mm.

Description	EAN 4007220	Incl. collet dia. [mm]	Max. perm. rotational speed [RPM]	Handpiece side coupling G / dia. [mm]	Dimensions dia. x length [mm]	Transmission ratio	Collet group	Net weight [kg]
HA 6 Z DPF/SRF	657751	6	24,000	DPF/SRF / 10	24 x 140	-	13	0.131
HA 6 Z SP 3.0 DPF/SRF	657768	3	24,000	DPF/SRF / 10	22 x 139	-	-	0.109
WZ 6 DPF/SRF	657775	6	18,000	DPF/SRF / 10	50 x 170	1.25:1	13	0.225
WZT 6 3.0 DPF/SRF	657782	3	18,000	DPF/SRF / 10	35 x 170	1.38:1	14	0.170
WZT 6 45° 6.0 DPF/SRF	657799	6	18,000	DPF/SRF / 10	45 x 200	1.53:1	13	0.210


For all available collets, see page 116.

Flexible shaft drive

Flexible shaft 7 ZG/ZGU and handpieces

Flexible shaft 7 ZG/ZGU

25,000–11,000 RPM / 1,760 watts



Recommendations for use:

- The rotational speed and power output should not fall below or exceed the specified ranges.
- With low power output requirements, < 800 watts, it is possible to fall below the rotational speed range.
- The radius of curvature should not be smaller than 140 mm.
- The spiral added to core SE 7 ZGU provides very smooth running for flexible shaft BW 7 ZGU (2 m), particularly in the upper rotational speed range.

Ordering notes:

- Special lengths available on request.

Description	EAN 4007220	Rotational speed range [RPM]	Power range [watts]	Drive-side coupling DIN / dia. [mm]	Handpiece side coupling G / dia. [mm]	Dimensions dia. x length [mm]	* Net weight [kg]
-------------	----------------	------------------------------------	---------------------------	---	---	-------------------------------------	----------------------

Flexible shaft (incl. handpiece 7 ZGA G22)

BW 7 ZG DIN 10	181768	25,000–11,000	1,760–800	10 / 30	22 / 22	18 x 1,654	*	1.510
BW 7 ZGU DIN 10 2 m	181775	25,000–11,000	1,760–800	10 / 30	22 / 22	18 x 2,154	-	2.000

Replacement core

SE 7 ZG DIN 10/G22	182086	25,000–11,000	1,760–800	10 / M10	22 / 5/3.85	7 x 1,589	*	0.400
SE 7 ZGU DIN 10/G22 2 m	182093	25,000–11,000	1,760–800	10 / M10	22 / 5/3.85	7 x 2,089	*	0.600

Replacement casing

SCH 7 ZG DIN 10/G22	182307	-	-	10 / 30	22 / 22	18 x 1,553	*	0.850
SCH 7 ZGU DIN 10/G22 2 m	182314	-	-	10 / 30	22 / 22	18 x 2,053	*	1.100

* Cores and hoses with double-sided sliding coupling on request.



**Flexible shaft adapter
BWA G22/DIN 10**
(EAN 4007220918944)
For coupling flexible shafts or as
connector for rigid extensions STV.




**Flexible shaft 7 ZG DIN
10 with rigid extension**
Dimensions according to
customer's requirements.
Information about curva-
ture radii on request.



TMS remote switching
Available on handpiece
with G22 (2-pole)
(EAN 4007220101711) in
conjunction with ME and
TMS shafts.

Handpieces



HA 7 ZGA G22

HA 7 ZGE G22 INOX

WZ 7 45° G22

WZ 7 B G22

Description	EAN 4007220	Incl. collet dia. [mm]	Max. perm. rotational speed [RPM]	Dimensions dia. x length [mm]	Transmission ratio	Collet group	Net weight [kg]
HA 7 ZGA G22	181928	6	25,000	27 x 132	-	11	0.320
HA 7 ZGE G22 INOX	101797	6	25,000	27 x 128	-	11	0.289
WZ 7 45° G22	303900	6	17,100	57 x 175	1.3:1	6	0.665
WZ 7 B G22	323250	6	17,100	55 x 157	1.3:1	6	0.600

For all available collets, see page 116.



WT 7 E M14 G22
+ BSVH 41

Angle drive WT 7 E M14 G22

The **angle drive** reduces the drive operating speed from 25,000 to 9,300 RPM.

- For fibre discs, grinding wheels and cut-off wheels up to diameter 115 mm (80 m/s).
- For further information, please see page 115.

Angle drive WT 7 E M14 G22 Type with belt grinder attachment holder BSVH 41

For belt grinder attachment holders, see page 121.

Description	EAN 4007220	Max. perm. rotational speed [RPM]	Dimensions dia. x length [mm]	Transmission ratio	Spindle thread	Tool mounting [mm]	Net weight [kg]
WT 7 E M14 G22	301708	25,000	72 x 178	2.7:1	M14	22.23	0.660

Recommendations for use:

- The rotational speed and power output should not fall below or exceed the specified ranges.
- The radius of curvature should not be smaller than 170 mm.

Ordering notes:

- Special lengths available on request.

Flexible shaft 10 ZG

18,000–750 RPM / 2,450 watts

BW 10 ZG



SE 10 ZG



SCH 10 ZG



Description	EAN 4007220	Rotational speed range [RPM]	Power range [watts]	Drive-side coupling DIN / dia. [mm]	Handpiece side coupling G / dia. [mm]	Dimensions dia. x length [mm]	*	Net weight [kg]
-------------	----------------	------------------------------------	---------------------------	---	---	-------------------------------------	---	--------------------

Flexible shaft (incl. handpiece 10 ZGE G28)

BW 10 ZG DIN 10	181782	18,000–750	2,450–140	10 / 30	28 / 28	22 x 1,683	*	2.500
BW 10 ZG DIN 10 2 m	181850	18,000–750	2,450–140	10 / 30	28 / 28	22 x 2,173	*	2.950
BW 10 ZG DIN 15	181874	18,000–750	2,450–140	15 / 40	28 / 28	22 x 1,700	-	2.550

Replacement core

SE 10 ZG DIN 10/G28	182109	18,000–750	2,450–140	10 / M10	28 / 7.5/5.85	10 x 1,600	*	0.650
SE 10 ZG DIN 10/G28 2 m	182116	18,000–750	2,450–140	10 / M10	28 / 7.5/5.85	10 x 2,100	*	0.950
SE 10 ZG DIN 15/G28	182406	18,000–750	2,450–140	15 / M14	28 / 7.5/5.85	10 x 1,611	-	0.700

Replacement casing

SCH 10 ZG DIN 10/G28	182321	-	-	10 / 30	28 / 28	22 x 1,553	*	1.400
SCH 10 ZG DIN 10/G28 2 m	182338	-	-	10 / 30	28 / 28	22 x 2,053	*	1.550
SCH 10 ZG DIN 15/G28	182444	-	-	15 / 40	28 / 28	22 x 1,570	-	1.400

* Cores and hoses with double-sided sliding coupling on request.



Flexible shaft adapter BWA G28/DIN 10

(EAN 4007220912515)
For coupling flexible shafts or as
connector for rigid extensions
STV.



Flexible shaft 10 ZG with rigid extension

Dimensions according to
customer's requirements.
Information about curva-
ture radii on request.



Maintenance sets for the
maintenance of flexible
shafts see page 122.

Handpieces



HA 10 ZGE G28



HA 12 ZGA G28



WZ 10 45° G28



WZ 10 B G28



FSH G28

HA 10 ZGE G28 INOX HA 12 ZGE G28 INOX

Handpieces HA 10 ZGE G28, HA 10 ZGE G28 INOX, HA 12 ZGE G28 INOX

- Elastically suspended spindle.

Flexible special handpiece FSH G28

- This handpiece can be bent once (max. 40°)
up to a bending radius of 200 mm (as per
customer specification).

Ordering notes:

- Special lengths available on request.

Description	EAN 4007220	Incl. collet dia. [mm]	Max. perm. rotational speed [RPM]	Dimensions dia. x length [mm]	Transmission ratio	Collet group	Net weight [kg]
HA 10 ZGE G28	181966	6	18,000	33 x 163	-	11	0.515
HA 10 ZGE G28 INOX	101803	6	18,000	33 x 165	-	12	0.540
HA 12 ZGA G28	181959	12	18,000	33 x 162	-	12	0.510
HA 12 ZGE G28 INOX	101827	12	18,000	33 x 165	-	12	0.530
WZ 10 45° G28	303917	6	17,100	57 x 184	1.3:1	6	0.638
WZ 10 B G28	323243	6	17,100	55 x 166	1.3:1	6	0.760
FSH G28	182062	6	12,000	24 x 525	-	11	1.000

For all available collets, see page 116.



Belt sanders BSG

For further information,
please see page 114.



Angle drive WT 10 H G28

For further information,
please see page 115.



TMS remote switching

Available on handpiece
with G28 (2-pole)
(EAN 4007220460252) in
conjunction with ME and
TMS shafts.

Flexible shaft drive

Flexible shaft 12 ZGA and handpieces

Flexible shaft 12 ZGA

12,000–850 RPM / 6,280 watts



Recommendations for use:

- The rotational speed and power output should not fall below or exceed the specified ranges.
- The radius of curvature should not be smaller than 240 mm.

Ordering notes:

- Special lengths available on request.

Description	EAN 4007220	Rotational speed range [RPM]	Power range [watts]	Drive-side coupling DIN / dia. [mm]	Handpiece side coupling G / dia. [mm]	Dimensions dia. x length [mm]	*	Net weight [kg]
-------------	----------------	------------------------------------	---------------------------	---	---	-------------------------------------	---	-----------------------

Flexible shaft (incl. handpiece 12 ZGA G28)

BW 12 ZGA DIN 10	181799	12,000–850	6,280–525	10 / 30	28 / 28	25 x 2,173	*	4.250
BW 12 ZGA DIN 15	181881	12,000–850	6,280–525	15 / 40	28 / 28	25 x 2,187	-	4.300

Replacement core

SE 12 ZGA DIN 10/G28	182130	12,000–850	6,280–525	10 / M10	28 / 7.5/5.85	12 x 2,102	*	1.300
SE 12 ZGA DIN 15/G28	182420	12,000–850	6,280–525	15 / M14	28 / 7.5/5.85	12 x 2,112	-	1.300

Replacement casing

SCH 12 ZGA DIN 10/G28	182352	-	-	10 / 30	28 / 28	25 x 2,045	*	2.450
SCH 12 ZGA DIN 15/G28	182468	-	-	15 / 40	28 / 28	25 x 2,059	-	2.500

* Cores and hoses with double-sided sliding coupling on request.



**Flexible shaft adapter
BWA G28/DIN 10**
(EAN 4007220912515)
For coupling flexible shafts
or as connector for rigid
extensions STV.




**Flexible shaft 12 ZGA
with rigid extension**
Dimensions according to
customer's requirements.
Information about curva-
ture radii on request.



Maintenance sets for the
maintenance of flexible
shafts see page 122.

Handpieces



Handpieces HA 10 ZGE G28, HA 10 ZGE G28 INOX, HA 12 ZGE G28 INOX

- Elastically suspended spindle.

Flexible special handpiece FSH G28

- This handpiece can be bent once (max. 40°) up to a bending radius of 200 mm (as per customer specification).

Ordering notes:

- Special lengths available on request.

Description	EAN 4007220	Incl. collet dia. [mm]	Max. perm. rotational speed [RPM]	Dimensions dia. x length [mm]	Transmission ratio	Collet group	Net weight [kg]
HA 10 ZGE G28	181966	6	18,000	33 x 163	-	11	0.515
HA 10 ZGE G28 INOX	101803	6	18,000	33 x 165	-	12	0.540
HA 12 ZGA G28	181959	12	18,000	33 x 162	-	12	0.510
HA 12 ZGE G28 INOX	101827	12	18,000	33 x 165	-	12	0.530
WZ 10 45° G28	303917	6	17,100	57 x 184	1.3:1	6	0.638
WZ 10 B G28	323243	6	17,100	55 x 166	1.3:1	6	0.760
FSH G28	182062	6	12,000	24 x 525	-	11	1.000

For all available collets, see page 116.



Belt sanders BSG
For further information,
please see page 114.



**Angle drive
WT 10 H G28**
For further information,
please see page 115.



TMS remote switching
Available on handpiece
with G28 (2-pole)
(EAN 4007220460252) in
conjunction with ME and
TMS shafts.

Recommendations for use:

- The rotational speed and power output should not fall below or exceed the specified ranges.
- Flexible shaft 12 KG – the radius of curvature should not be smaller than 240 mm.
- Flexible shaft 15 KG – the radius of curvature should not be smaller than 300 mm.

Ordering notes:

- Special lengths available on request.

Flexible shaft 12 KG flexible shaft 15 KG

10,000–850 RPM / 6,280 watts
7,300–1,000 RPM / 5,860 watts

BW 12 KG
BW 15 KG

SE 12 KG
SE 15 KG

SCH 12 KG
SCH 15 KG



Description	EAN 4007220	Rotational speed range [RPM]	Power range [watts]	Drive-side coupling DIN / dia. [mm]	Handpiece side coupling G / dia. [mm]	Dimensions dia. x length [mm]	Net weight [kg]
-------------	----------------	------------------------------------	---------------------------	---	---	-------------------------------------	--------------------

Flexible shaft (incl. handpiece 12/15 KG MK1 G35)

BW 12 KG DIN 10	181812	10,000–850	6,280–525	10 / 30	35 / 35	25 x 2,205	5.150
BW 12 KG DIN 15	181904	10,000–850	6,280–525	15 / 40	35 / 35	25 x 2,205	5.200
BW 15 KG DIN 15	181829	7,300–1,000	5,860–735	15 / 40	35 / 35	30 x 2,205	6.500

Replacement core

SE 12 ZG/KG DIN 10/G35	182123	10,000–850	6,280–525	10 / M10	35 / 11/8.85	12 x 2,102	1.300
SE 12 ZG/KG DIN 15/G35	182413	10,000–850	6,280–525	15 / M14	35 / 11/8.85	12 x 2,108	1.350
SE 15 KG DIN 15/G35	182147	7,300–1,000	5,860–735	15 / M14	35 / 11/8.85	15 x 2,108	2.000

Replacement casing

SCH 12 ZG/KG DIN 10/G35	182345	-	-	10 / 30	35 / 35	25 x 2,060	2.450
SCH 12 ZG/KG DIN 15/G35	182451	-	-	15 / 40	35 / 35	25 x 2,060	2.500
SCH 15 KG DIN 15/G35	182369	-	-	15 / 40	35 / 35	30 x 2,060	3.750

Handpieces



HA 12/15 KG MK1 G35



HA 12 ZG G35

Description	EAN 4007220	Incl. collet dia. [mm]	Max. perm. rotational speed [RPM]	Dimensions dia. x length [mm]	Collet group	Safety thread	Tool mounting [mm]	Net weight [kg]
HA 12/15 KG MK1 G35	181973	-	10,000	42 x 143	-	M16 x 1r.	MK 1	1.100
HA 12 ZG G35	181942	12	10,000	42 x 215	12	-	-	1.280

Collets



Group	For shank dia.				
	6 mm	8 mm	10 mm	12 mm	1/4 inch
	EAN 4007220				
12	195994	196014	196038	196045	196052

For dimensions see table on page 116.



TMS remote switching

Available on handpiece with G35 (2-pole) (EAN 4007220101766) in conjunction with ME, MME and TMS shafts.

Arbors



BO MK1/8 15-35



BO 12/14 1-30



BO SPG 6/6 0-10



BO SPG 6/10 0-10

Please refer to catalogue section 4 and catalogue section 8 for more arbors.

Description	EAN 4007220	Shank mounting	Tool mounting [mm]	Suitable for	Net weight [kg]
BO MK1/18 15-35	182734	MK 1	Dia. 18 x 15-35	Handpiece 12/15 KG	0.800
BO 12/14 1-30	182819	Dia. 12 mm	Dia. 14 x 1-30	Handpiece, tool mounting 12 mm shank	0.200
BO SPG 6/6 0-10	104590	SPG6	Dia. 6x0-10	All drives with SPG6	0.035
BO SPG 6/10 0-10	104606	SPG6	Dia. 10x0-10	All drives with SPG6	0.035



Flexible shaft drive

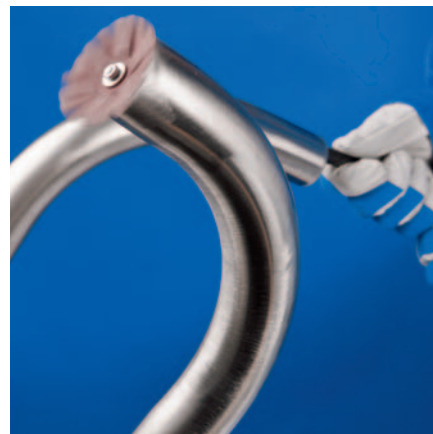
Special flexible shafts for inner grinding of pipes

Flexible shafts PST-T for pipe grinding

These special flexible shafts do not have a handpiece for tool mounting and are particularly flexible in the front section. The POLISTAR-TUBE flexible tools are attached directly to the core of the flexible shaft with screws (INOX type). POLINOX flexible tools PNST are screwed on with adapter AD M4 or AD M5 (accessories). This combination is highly suitable for gradual fine grinding and cleaning of inner surfaces of pipes and pipe bends. Both pipe bend ends can be deburred from the entry side.

Recommendations for use:

- Flexible shaft motors with stepless rotational speed regulation are recommended as tool drives.
- Before the POLISTAR-TUBE and the shaft are introduced into the pipe, the tool should be preformed and adjusted to the pipe diameter.
- At the moment of introduction, it is recommended to reduce the respective operating speed of the POLISTAR-TUBE.
- The grinding of pipes with more than three bends should be performed from both ends whenever possible.
- When the tool flaps emerge at the end of the pipe, they can be withdrawn while in rotation. This way, the rear side of the POLISTAR-TUBE deburrs the pipe end and at the same time polishes the inside of the tube during the reverse motion.
- All flexible shaft drives with rotational speed range 7,650–1,500 RPM and flexible shaft connection DIN 10 can be used.



Ordering notes:

- Special lengths available on request.

Flexible shaft 4 PST-T Flexible shaft 7 PST-T

7,650–1,500 RPM / 450–100 watts
4,250–1,500 RPM / 1,000–370 watts

BW 4 PST-T
BW 7 PST-T



SE 4 PST-T
SE 7 PST-T



SCH 4 PST-T
SCH 7 PST-T



Flexible shaft 4 PST-T DIN 10/M4 (1.5 m)

This flexible shaft is exclusively for use with POLISTAR-TUBE PST dia. 50, 60, 70 and 80 mm. Maintenance set 4 ZG for flexible shafts (EAN 4007220182970).

Flexible shaft 7 PST-T DIN 10/M5 (2.0 m)

This flexible shaft is exclusively for use with POLISTAR-TUBE PST dia. 90 and 100 mm. Maintenance set 7 ZG for flexible shafts (EAN 4007220182994).

Description	EAN 4007220	Rotational speed range [RPM]	Power range [watts]	Drive-side coupling DIN / dia. [mm]	Dimensions dia. x length [mm]	Fastening threads	Tool mounting [mm]	Net weight [kg]
Flexible shaft								
BW 4 PST-T DIN 10/M4 1,5 m	810804	7,650–1,500	450–100	10 / 30	13 x 1,550	M4	4	0.480
BW 7 PST-T DIN 10/M5 2 m	811191	4,250–1,500	1,000–370	10 / 30	18 x 2,052	M5	5	1.320
Pre-assembled replacement core								
SE 4 PST-T DIN 10/M4 1,5 m	835685	7,650–1,500	450–100	10 / M10	4 x 1,540	M4	4	0.124
SE 7 PST-T DIN 10/M5 2 m	835692	4,250–1,500	1,000–370	10 / M10	7 x 2,042	M5	5	0.447
Pre-assembled replacement casing								
SCH 4 PST-T DIN 10/M4 1,5 m	835715	-	-	10 / 30	13 x 1,550	-	-	0.353
SCH 7 PST-T DIN 10/M5 2 m	835722	-	-	10 / 30	18 x 2,052	-	-	0.871

Accessories for flexible shafts BW 4 PST-T, 7 PST-T

AD M4/8-32 UNC
AD M5/8-32 UNC



FLS M4
FLS M5



EM SW 7 mm
EM SW 8 mm G



Description	EAN 4007220	Tool mounting [mm]	Suitable for	Net weight [kg]
AD M4/8-32 UNC	922750	8-32 UNC	BW 4 PST-T	0.002
AD M5/8-32 UNC	922767	8-32 UNC	BW 7 PST-T	0.003
FLS M4	833667	4 mm	BW 4 PST-T	0.002
FLS M5	833674	5 mm	BW 7 PST-T	0.003
EM SW 7 mm	592885	-	BW 4 PST-T	0.008
EM SW 8 mm G	206867	-	BW 7 PST-T	0.014

Suitable PFERD tools

Catalogue section 4		
POLISTAR-TUBE Dia. 50 mm for inside pipe dia. 35 to 40 mm Dia. 60 mm for inside pipe dia. 40 to 45 mm Dia. 70 mm for inside pipe dia. 45 to 50 mm	POLINOX flexible tools Dia. up to 50 mm	

Observe the recommended and maximum permitted rotational speeds of the tool for the rotational speed setting of the motor.

Handpieces



Handpiece HA 6 Z SP 3.0 DPF/SRF

- Handpiece with 2.34 mm collet on request.

Angle handpiece WZ 4 A G16

- When used with a 6 mm collet, the maximum permitted rotational speed is 15,000 RPM.
- For belt grinder attachment holder BSVH 24, see page 121.

Angle handpieces WZ 7 B G22 and WZ 10 B G28

- For belt grinder attachment holder BSVH 36, see page 121.

Angle handpieces with telescopic system Telescoping fixed to maximum length

- WZT 6 3.0 DPF/SRF – Dimensions 35 x 255 mm.

- WZH 6 45° 6.0 DPF/SRF – Dimensions 45 x 260 mm.

Flexible special handpiece FSH G28

- This handpiece can be bent once (max. 40°) up to a bending radius of 200 mm (as per customer specification).
- Special lengths available on request.

Description	EAN 4007220	Incl. collet dia. [mm]	Max. perm. rotational speed [RPM]	Handpiece side coupling G / dia. [mm]	Dimensions dia. x length [mm]	Transmission ratio	Collet group	Net weight [kg]
Straight handpieces								
HA 4 ZGB G16	313374	6	40,000	16 / 16	19.5 x 110	-	9	0.140
HA 4 ZGE G16 INOX	101780	6	40,000	16 / 16	20 x 107	-	9	0.146
HA 6 Z DPF/SRF	657751	6	24,000	DPF/SRF / 10	24 x 140	-	13	0.131
HA 6 Z SP 3.0 DPF/SRF	657768	3	24,000	DPF/SRF / 10	22 x 139	-	-	0.109
HA 7 ZGA G22	181928	6	25,000	22 / 22	27 x 132	-	11	0.320
HA 7 ZGE G22 INOX	101797	6	25,000	22 / 22	27 x 128	-	11	0.289
HA 10 ZGE G28	181966	6	18,000	28 / 28	33 x 163	-	11	0.515
HA 10 ZGE G28 INOX	101803	6	18,000	28 / 28	33 x 165	-	12	0.540
HA 12 ZGA G28	181959	12	18,000	28 / 28	33 x 162	-	12	0.510
HA 12 ZGE G28 INOX	101827	12	18,000	28 / 28	33 x 165	-	12	0.530
HA 12 ZG G35	181942	12	10,000	35 / 35	42 x 215	-	12	1.280
HA 12/15 KG MK1 G35	181973	-	10,000	35 / 35	42 x 143	-	-	1.100
Angle handpieces								
WZ 4 A G16	323267	3	20,000	16 / 16	43 x 111	1:1	10	0.270
WZ 6 DPF/SRF	657775	6	18,000	DPF/SRF / 10	50 x 170	1.25:1	13	0.225
WZ 7 B G22	323250	6	17,100	22 / 22	55 x 157	1.3:1	6	0.600
WZ 7 45° G22	303900	6	17,100	22 / 22	57 x 175	1.3:1	6	0.665
WZ 10 B G28	323243	6	17,100	28 / 28	55 x 166	1.3:1	6	0.760
WZ 10 45° G28	303917	6	17,100	28 / 28	57 x 184	1.3:1	6	0.638
Angle handpieces with telescopic system								
WZT 6 3.0 DPF/SRF	657782	3	18,000	DPF/SRF / 10	35 x 170	1.38:1	14	0.170
WZT 6 45° 6.0 DPF/SRF	657799	6	18,000	DPF/SRF / 10	45 x 200	1.53:1	13	0.210
Flexible special handpiece								
FSH G28	182062	6	12,000	28 / 28	24 x 525	-	11	1.000

Tool drive accessories

Belt sanders, drum grinders



BSG 10/35 E G28



BSG 10/50 E G28



Belt sanders

Types "E" with elastic spindle bearing. Can be connected to flexible shafts without hand-piece.

Ordering notes:

■ More detailed information and ordering data for grinding belts and non-woven belts can be found in catalogue section 4.

Description	EAN 4007220	Max. perm. rotational speed [RPM]	Matches flexible shafts of types	Matches handpiece-side flexible shaft coupling G / dia. [mm]	Matching belts	Dimensions D x L [mm]	Net weight [kg]
BSG 10/35 E G28	183212	7,000	BW 10 ZG, BW 12 ZGA	28 / 28	VB 35/450, BA 35/450	35 x 450	1.500
BSG 10/50 E G28	183199	7,000	BW 10 ZG, BW 12 ZGA	28 / 28	VB 50/450, BA 50/450	50 x 450	1.580

ATR



ULR



Replacement rollers for belt sanders

Recommendations for use:

■ Drive roller, soft:

For seamless fine grinding on stainless steel (INOX), we recommend the soft type drive roller (approx. 25 Shore).

Description	EAN 4007220	Description	D x T [mm]	Suitable for belt sanders	Net weight [kg]
ULR BSG 10/35 E	183229	Guide roller	50 x 30	BSG 10/35 E G28	0.125
ATR BSG 10/35 E	183236	Drive roller	100 x 30	BSG 10/35 E G28	0.250
ATR-W BSG 10/35 E	801826	Drive roller, soft	100 x 30	BSG 10/35 E G28	0.250
ULR BSG 10/50 E	183205	Guide roller	50 x 40	BSG 10/50 E G28	0.145
ATR BSG 10/50 E	183090	Drive roller	100 x 40	BSG 10/50 E G28	0.300
ATR-W BSG 10/50 E	746424	Drive roller, soft	100 x 40	BSG 10/50 E G28	0.300

Drum grinders for flexible shafts



WRS 12 ZGA



WRS WT 10 H

Drum equipment sets for handpieces

Drum equipment set WRS 12 ZGA

Using this set, the straight flexible shaft hand-piece 12 ZGA can be adapted for use with grinding drums.

Drum equipment set WRS WT 10 H

Using this set, the angle drive WT 10 H can be adapted for use with grinding drums.

Ordering notes:

■ Please refer to catalogue sections 4 and 8 for information regarding drum tools (flap drums, POLINOX grinding drums, Poliflex texturing rollers, wheel brush for burnishing machines) and rotational speeds.

Description	EAN 4007220	Spindle dia. [mm]	Max. tool diameter [mm]	Suitable for	Contents	Net weight [kg]
WRS 12 ZGA	485859	19	125 x 100	BW HA 12 ZGA	mounting adapter, guard with handle, spindle extension	1.285
WRS WT 10 H	649602	19	125 x 100	WT 10 H	guard with handle, spindle extension	1.150

Angle drive WT 7 E M14 G22 Accessories AF 14-1/4 CD

Can be connected to flexible shafts 7 ZG/7 ZGU G22 (instead of handpiece).
Connection to flexible shaft can be pivoted 360°.

Included in delivery:

2 keys, lateral handle, clamping flange and guard diameter 115 mm.

Accessories:

(please order separately)


Arbor:

AF 14-1/4 CD for COMBIDISC

Backing pad:

GT 115 MF M14,
H-GT 115 MF M14,
CC-GT 115-125 M14 (see catalogue section 4).

For belt grinder attachment holder with arms, see page 121.



Description	EAN 4007220	Drive operating speed n max. [RPM]	Transmission ratio	Output speed at n max [RPM]	Spindle thread	Tool mounting [mm]	Net weight [kg]
WT 7 E M14 G22	301708	30,000	2.7:1	11,100	M14	22.23	0.660
AF 14-1/4 CD	302026	-	-	-	M14	1/4" -20 UNC	0.064

Angle drive WT 10 H G28

Can be connected to flexible shafts 10 ZG/12 ZGA (instead of handpiece).
Connection to flexible shaft can be pivoted 360°.

Included in delivery:

Key, lateral handle, clamping flange and guard diameter 178 mm.

Accessories:

(please order separately):

Backing pad:

GT 178 MF M14,


CC-GT 180 M14,

H-GT 178 MF M14 (see catalogue section 4).

Suitable tools:

- POLIVLIES grinding discs
- POLIVLIES self-adhesive discs
- Fibre discs
- Grinding wheels
- POLIFAN flap discs
- Wheel brushes
- Cup brushes

Please refer to catalogue sections 4, 6 and 8 for detailed information and ordering data.



Description	EAN 4007220	Drive operating speed n max. [RPM]	Transmission ratio	Output speed at n max [RPM]	Spindle thread	Tool mounting [mm]	Net weight [kg]
WT 10 H G28	349250	10,200	1.2:1	8,500	M14	22.23	1.240

Overdrive ST 103 DIN 10 for flexible shaft drives

Transmits the drive operating speed in the ratio 1:3.

The rotational speed is dependent on the machine speed and the diameter of the flexible shaft.

Please note that the torque to be transmitted increases as the rotational speed increases. The

power output is limited by the shaft diameter.

Safety notes:

- The drive operating speed must not exceed 12,000 RPM.
- Maximum rotational speeds:
40,000 RPM for shaft 4 ZG;
25,000 RPM for shaft 7 ZG/ZGU;
18,000 RPM for shaft 10 ZG.

Included in delivery:

Drive core, 1 angle socket spanner.

Ordering notes:

- Please order pre-assembled replacement core SE ST 103 DIN 10 separately, if required. Overdrive type ST 103 DIN 15 on request.



SE ST 103 DIN 10

Description	EAN 4007220	Connections motor side dia.	Connections shaft side dia.	Suitable for machine types	Net weight [kg]
ST 103 DIN 10	182673	DIN 10, dia. 30 mm	DIN 10, dia. 30 mm	Mammoth, Mammoth Electronic, RUG 19/120 SI	1.600
SE ST 103 DIN 10	190524	DIN 10	DIN 10	Overdrive ST 103	0.070

The fast way to the best collet

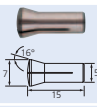
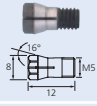
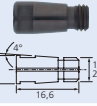
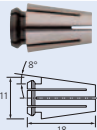
- ❶ To find the collet group for the selected tool drive, please refer to the overview below.
- ❷ Based on the collet group, determine the first part of the designation and EAN.
- ❸ Using the required diameter, determine the second part of the designation and EAN.
- ❹ By joining together the designation and EAN you will obtain the full details that you need for an order.

❹ Ordering example:
Collet group 6
SPZ 950325 03 = Collet 3 mm
for air grinder PGAS 5/180 HV:

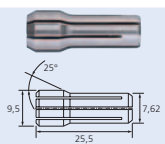
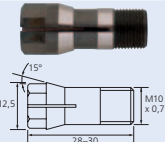
The full **designation** is **SPZ 950325 03** and the full **EAN** is 4007220 212875.

Overview of collet groups

Page	Drives/handpieces	❶ Collet group	Page	Drives/handpieces	❶ Collet group	Page	Drives/handpieces	❶ Collet group
12	PGTA 1/1010	1	34	PGAS 10/160 V-HV	8	74	UGER 11/330 SI	8
12	PGT 1/1000	1	35	PGAS 7/120 E-HV	16	75	UGER 5/250 SI	11
13	PGAS 2/800 E	1	36	PGAS 9/120 V-HV	8	76	UGER 15/150 SI	12
13	PGAS 2/800 E-HV	1	37	PG 8/100 HV	7	77	UGER 5/90 SI	11
14	PGAS 1/750	1	37	PGAS 8/100 HV	7	78	UGER 11/90 SI	12
15	PGAS 1/700	15	38	PG 8/100 V-HV	7	79	UGER 15/60 SI	12
15	PGAS 1/700 HV	15	38	PGAS 8/100 V-HV	7	80	UGER 15/30 SI	12
16	PGTA 3/700	4	38	PGAS 8/100 VM-HV	7	113	Handpiece HA 4 ZGB G16	9
17	PGAS 1/600	1	39	PG 8/50 V-HV	7	113	Handpiece HA 4 ZGB G16 INOX	9
18	PGAS 1/550	15	40	PGAS 5/40 V-HV	6	113	Angle handpiece WZ 4 A G16	10
19	PG 3/500 S	5	40	PGAS 10/40 V-HV	8	113	Handpiece HA 6 Z DPF/SRF	13
19	PGAS 3/500 HV	5	41	PWS 1/800	2	113	Angle handpiece WZ 6 DPF/SRF	13
20	PGAS 3/440 DH	6	41	PWSA 1/800	2	113	Angle handpiece WZT 6 3.0 DPF/SRF	14
20	PGZA 3/440	6	42	PWSA 1/250	3	113	Angle handpiece WZT 6 45° 6.0 DPF/SRF	13
20	PGZA 3/440 E	6	43	PWSA 5/210 HV	6	113	Handpiece HA 7 ZGA G22	11
21	PG 3/380 DH	6	44	PWSA 3/220 DH	6	113	Handpiece HA 7 ZGE G22 INOX	11
22	PGAS 4/350 E	6	44	PWS 3/200 DH	6	113	Angle handpiece WZ 7 45° G22	6
23	PGAS 5/280 HV	6	45	PWSA 4/200 HV	5	113	Angle handpiece WZ 7 B G22	6
24	PG 3/250 S	5	46	PWSA 5/170-45 HV	6	113	Handpiece HA 10 ZGE G28	11
25	PGAS 7/250 E-HV	16	47	PWSA 5/160 HV	6	113	Handpiece HA 10 ZGE G28 INOX	12
26	PGAS 5/230 HV	6	48	PWSA 5/130 HV	6	113	Angle handpiece WZ 10 45° G28	6
26	PGAS 5/230 VE-HV	6	49	PWSA 4/45 HV	6	113	Angle handpiece WZ 10 B G28	6
27	PG 8/220 HV	7	70	Micro motor handpc. MIM HAS 3/800 SP3	17	113	Flexible special handpiece FSH G28	11
27	PGAS 8/220 HV	7	62, 90	Rigid extensions STV9...	2	113	Handpiece HA 12 ZGA G28	12
28	PG 8/220 V-HV	7	62, 90	Rigid extensions STV13...	10	113	Handpiece HA 12 ZG G35	12
28	PGAS 8/220 VS-HV	5	73	Micro motor handpc. MIM HAS 2/600 SP3	17	119	Spindle extensions SPV 50-3...	2
29	PG 3/210 DH	6	73	Micro motor handpc. MIM HAS 3/600 SP3	17	119	Spindle extensions SPV 75...	10
30	PGAS 10/200 V-HV	8	73	Micro motor handpc. MIM HAS 3/600 S3	19	119	Spindle extension SPV 36-6-S6	10
31	PGAS 5/180 HV	6	73	Micro motor handpc. MIM HAS 3/600 S6	19	119	Spindle extension SPV 50-6 S8	10
31	PGAS 5/180 VE-HV	6	73	Micro motor handpc. MIM HAS 1/500 SP3	17	119	Spindle extensions SPV 100...	10
32	PGAS 9/180 V-HV	8	73	Micro motor handpc. MIM HAS 3/500 VS-SP3	17	119	Spindle extension SPV 50-1/8 S1/4	2
33	PG 8/160 HV	7	73	Micro motor handpc. MIM WZS 3/300 90° S3	18	119	Spindle extensions SPVH9...	2
33	PGAS 8/160 VM-HV	7	73	Micro motor handpc. MIM WZS 3/300 45° S3	18	119	Spindle extensions SPVH13...	10

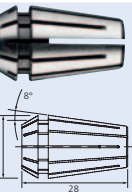
Collet group		❷ Description EAN	❸ Description and EAN supplement										
			Dia. [mm]						Dia. [inch]				
			2.34	3	5	6	8	10	12	3/32	1/8	1/4	3/8
1		SPZ 914913.. 4007220	01 196342	02 196359						07 196373	03 196366		
2		SPZ 947016.. 4007220	04 851999	01 207840						03 207864	02 207857		
3		SPZ 900002.. 4007220		73 188262						85 188378	82 188354		
4		SPZ 957717.. 4007220		03 349311		01 349298					04 349328	02 349304	


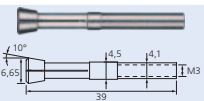
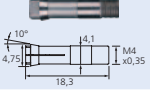
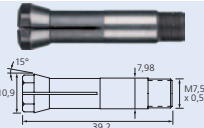
Continued on next page

Collet group		Description EAN	Description and EAN supplement										
			Dia. [mm]							Dia. [inch]			
			2.34	3	5	6	8	10	12	3/32	1/8	1/4	3/8
5		SPZ 900003.. 4007220		39 299944		40 299951					39 299944	01 606032	
6		SPZ 950325.. 4007220		03 212875	06 212899	01 212851	17 212936			16 234969	04 212882	02 212868	
7		SPZ 900001.. 4007220		45 187074		23 186855	43 187050				45 187074	44 187067	00 186633
8		SPZ 952034.. 4007220				02 213674	05 213704	07 213711				03 213681	09 213728
9		SPZ 914900.. 4007220	09 195864	11 195888	16 195925	18 195932				09 195864	19 195949	20 195956	
10		SPZ 957663.. 4007220		01 331279	04 398647	03 331262					02 331286	51 738719	
11		SPZ 914909.. 4007220	09 196212	12 196236	17 196274	19 196281	23 196304			09 196212	27 196335	26 196328	
12		SPZ 914902.. 4007220			03 195987	04 195994	06 196014	08 196038	09 196045			10 196052	11 196069
13		SPZ 901018.. 4007220	23 668252	30 668269	50 668306	60 668313				23 668252	18 668320	14 668337	
14		SPZ 901104.. 4007220	23 668382	30 668399						23 668382	18 668405		
15		SPZ 989800.. 4007220		00 851814						02 851838	01 851821		

Continued on next page



Collet group		② Description EAN	③ Description and EAN supplement										
			Dia. [mm]							Dia. [inch]			
			2.34	3	5	6	8	10	12	3/32	1/8	1/4	3/8
16		SPZ 989801.. 4007220				63	64	65				66	
						956984	957004	957028				957035	

Collet group			② Description EAN	③ Description and EAN supplement									
				Dia. [mm]						Dia. [inch]			
				2.35	3	5	6	8	10	12	3/32	1/8	1/4
17		SPZ 900140.. 4007220	51 071465	50 071458							52 071472		
18		SPZ 900140.. 4007220	61 071496	60 071489							62 071502		
19		SPZ 900140.. 4007220	73 102756	71 071526		70 071519					72 102565	74 104453	

RZH 63
RZH 6234



AF M5 CD 1/4-20UNC



Reducing collets and adapter

These reducing collets fit into an existing collet for 6 mm shank tools and are used as adapters for 3 mm or 2.34 mm shank tools.


Description	EAN 4007220	Reducing shank mounting	Suitable for	Net weight [kg]
RZH 63	355862	from 6 mm on 3 mm diameter	-	0,004
RZH 6234	184486	from 6 mm on 2.34 mm diameter	-	0,004
AF M5 CD 1/4-20 UNC	064702	-	cordless angle grinder with SBH/SBHR 20, 25, 38, 50	0,006

Guide sleeves and guide rolls

Guide sleeves for PFERD air and electric straight grinders for processing edges and borders, pipe ends (interior and exterior) and openings on request.



Extensions for drive spindles



With drive spindle extensions, shanks of grinding and milling tools can be extended. They allow access to difficult-to-reach areas. The extensions are clamped into the collet of the machine (air- or electric-powered) or into the flexible shaft handpiece.


Drive spindle extensions are a cost effective alternative to special made-to-order burrs and mounted points with long shanks.

Safety notes:

Caution! When using spindle extensions, please observe the valid safety regulations and the accident prevention regulations.

When working with long shank lengths, it is vital that the tool is inserted into the workpiece (e.g. bores, pipes, ducts or keyways) before the drive system is switched on. The extension must not run freely with the tool outside the workpiece.

If this rule is not observed, there is an increased risk of accidents! In unfavourable conditions, the extension with the tool clamped in it may buckle. **The extensions are only intended for manual use** in connection



with suitable air grinders, electric grinders or flexible shaft handpieces for tools with standard shanks. The extension and a tool permitted for use at the appropriate rotational speed are clamped into an impact-free collet. Do not clamp on the transition radius.

Clamping of a second extension or of tools with excessively long shanks is not permitted.

Item no.	Description	EAN 4007220	Max. perm. rotational speed [RPM]	Shank mounting dia. S [mm]	Tool mounting [mm]	Overall length L ₁ [mm]	Mounting pin length L ₂ [mm]	Max. spindle dia. D [mm]	Incl. collet dia. [mm]	Collet group	Net weight [kg]
----------	-------------	-------------	-----------------------------------	----------------------------	--------------------	------------------------------------	---	--------------------------	------------------------	--------------	-----------------

Metric version

1	SPV 50-3 S6	185285	44,000	6	3	76	30	9.5	3	2	0.028
1	SPV 50-3 S8	185254	44,000	8	3	78	30	9.5	3	2	0.035
2	SPV 75-6 SPG6	333143	20,000	SPG6	6	104	Special	12	6	10	0.073
3	SPV 36-6 S6	061411	20,000	6	6	58	18	12	6	10	0.025
3	SPV 50-6 S8	604205	20,000	8	6	95	30	12	6	10	0.055
3	SPV 75-6 S8	185278	20,000	8	6	120	30	12	6	10	0.076
4	SPV 100-6 SPG6	656051	20,000	SPG6	6	129	Special	12	6	10	0.096
5	SPV 100-6 S8	185261	20,000	8	6	144	30	12	6	10	0.100
6	SPV 150-3 S6	185308	10,000	6	3	150	30	11.5	-	-	0.055
7	SPV 150-6 S8	185315	10,000	8	6	150	30	13.5	-	-	0.082
8	SPV 150-8 S8	184400	10,000	8	8	150	30	15.9	-	-	0.110

Item no.	Description	EAN 4007220	Max. perm. rotational speed [RPM]	Shank mounting dia. S [inch]	Tool mounting [inch]	Overall length L ₁ [inch]	Mounting pin length L ₂ [inch]	Max. spindle dia. D [inch]	Incl. collet dia. [mm]	Collet group	Net weight [kg]
----------	-------------	-------------	-----------------------------------	------------------------------	----------------------	--------------------------------------	---	----------------------------	------------------------	--------------	-----------------

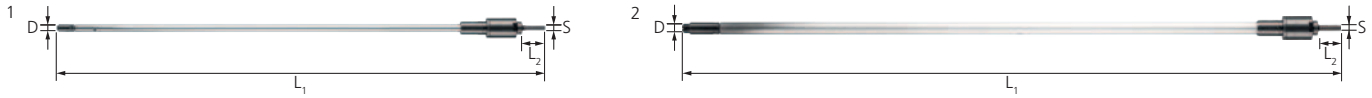
Imperial version

1	SPV 50-1/8 S1/4	851913	44,000	1/4	1/8	3.07	1.18	0.37	1/8	2	0.028
2	SPV 75-1/4 SPG6	851944	20,000	SPG6	1/4	4.09	Special	0.47	1/4	10	0.073
2	SPV 75-1/4 S3/8	851937	20,000	3/8	1/4	4.72	1.18	0.47	1/4	10	0.077
4	SPV 100-1/4 SPG6	851951	20,000	SPG6	1/4	5.08	Special	0.47	1/4	10	0.096
5	SPV 100-1/4 S3/8	851982	20,000	3/8	1/4	5.67	1.18	0.47	1/4	10	0.100
6	SPV 150-1/8 S1/4	851890	10,000	1/4	1/8	5.91	1.18	0.45	-	-	0.055
7	SPV 150-1/4 S3/8	851906	10,000	3/8	1/4	5.91	1.18	0.53	-	-	0.082

For all available collets, see pages 116–118.



Extensions for drive spindles



With drive spindle extensions, shanks of grinding and milling tools can be extended. They allow access to difficult-to-reach areas and particularly deep cores. The extensions are clamped into the collet of the machine (air- or electric-powered) or into the flexible shaft handpiece. They must also be guided by hand. Drive spindle extensions are a cost effective alternative to special made-to-order burrs and mounted points with long shanks.

Safety notes:

Caution! When using spindle extensions, please observe the valid safety regulations and the accident prevention regulations. Please do not clamp tools which are too large on the extension since they are driven by a core. The extension and machine must be guided in a line. Levering and tilting result in damage to the extension.

When working with long shank lengths, it is essential that the tool is inserted into the workpiece (e.g. bores, pipes, ducts or keyways) before the drive system is switched on.

The extensions are only intended for manual use in connection with suitable air grinders, electric grinders or flexible shaft handpieces for tools with standard shanks. The extension and a tool permitted for use at the appropriate rotational speed are clamped into an impact-free collet. Do not clamp on the transition radius.

Clamping of a second extension or of tools with excessively long shanks is not permitted.

Item no.	Description	EAN 4007220	Max. perm. rotational speed [RPM]	Shank mounting dia. S [mm]	Tool mounting [mm]	Overall length L ₁ [mm]	Mounting pin length L ₂ [mm]	Max. spindle dia. D [mm]	Incl. collet dia. [mm]	Collet group	Net weight [kg]
1	SPVH9 L300-3 S6	748718	25,000	6	3	406	28	9	3	2	0.130
1	SPVH9 L500-3 S6	907641	25,000	6	3	606	28	9	3	2	0.340
1	SPVH9 L800-3 S6	938218	25,000	6	3	906	28	9	3	2	0.520
1	SPVH9 L1000-3 S6	101926	25,000	6	3	1106	28	9	3	2	0.640
2	SPVH13 L300-6 S6	971741	25,000	6	6	406	28	13	6	10	0.320
2	SPVH13 L500-6 S6	854365	25,000	6	6	606	28	13	6	10	0.500
2	SPVH13 L800-6 S6	101957	25,000	6	6	906	28	13	6	10	0.770
2	SPVH13 L1000-6 S6	936313	25,000	6	6	1106	28	13	6	10	0.950
2	SPVH13 L300-6 S8	739105	25,000	8	6	406	28	13	6	10	0.322
2	SPVH13 L500-6 S8	730478	25,000	8	6	606	28	13	6	10	0.502
2	SPVH13 L800-6 S8	739129	25,000	8	6	906	28	13	6	10	0.772
2	SPVH13 L1000-6 S8	793602	25,000	8	6	1106	28	13	6	10	0.952

For all available collets, see pages 116–118.



Belt grinder attachment holders and arms

BSVH 24
BSVH 25,5



BSVH 36
BSVH 41



BSVAK 9/25



BSVAK 9/25-1



BSVAK 4/16



BSVAK 9/9



BSVAK 9/16



BSAD 41/36 x 610



BSVA 9/25



BSVA 9/25-1



BSVA 4/16



BSVA 9/16



BSVA 12/19



BSVA 18/23



Small belt grinder attachments BSVH 25,5 and BSVH 24 for belt length 305 mm.
Large belt grinder attachments BSVH 36 and BSVH 41 for belt lengths 520 and 610 mm.

Special features:

■ The belt grinder attachment can be pivoted on the respective drive system or handpiece and therefore allows flexible adaptation to each individual work situation.

■ Highly precise belt guidance due to adjustable belt clamping force and fixable belt arm.
■ Easy, quick belt replacement due to spring clamping.

Description	EAN 4007220	Mounting dia. [mm]	Drive roller dia. [mm]	Suitable for machine types	Net weight [kg]
BSVH 24	544877	24	20	WZ 4 A G16	0.155
BSVH 25,5	544860	25.5	20	PWS 3/200 DH, PWSA 3/220 DH, PBS 3/200 DH 99	0.175
BSVH 36	322970	36	30	WZ 7 B G22, WZ 10 B G28, PWSA 5/130 HV, PWSA 5/160 HV, PWSA 5/210 HV, PBSA 5/160 HV	0.420
BSVH 41	322963	41	30	WT 7 E M14 G22, PWSA 9/120 HV, UBS 5/70 SI-R, UBS 5/100 SI 925	0.315
SDVH-K	544938	-	-	BSVH 25,5, BSVH 24	0.027
SDVH-G	956861	-	-	BSVH 36, BSVH 41	0.040

Description	EAN 4007220	Width x roll dia. [mm]	Suitable belt width [mm]	Suitable belt length [mm]	Net weight [kg]
BSAD 41/36 x 610	395967	-	-	610	0.080

Adapter

matches BSVH 36 and BSVH 41

BSVA 9/25 x 520	323007	9 x 25	3, 6, 9, 12, 16	520, 610	0.095
BSVA 9/25-1 x 520	494288	9 x 25	3, 6, 9, 12	520, 610	0.095
BSVA 4/16 x 520	322987	4 x 16	3, 6, 9	520, 610	0.060
BSVA 9/16 x 520	322994	9 x 16	9, 12	520, 610	0.096
BSVA 12/19 x 520	323014	12 x 19	12, 16	520, 610	0.107
BSVA 18/23 x 520	349267	18 x 23	20	520, 610	0.150

matches BSVH 25,5 and BSVH 24

BSVAK 9/25 x 305	544914	9 x 25	3, 6, 9, 12, 16	305	0.083
BSVAK 9/25-1 x 305	544921	9 x 25	3, 6, 9, 12	305	0.082
BSVAK 4/16 x 305	544884	4 x 16	3, 6, 9	305	0.052
BSVAK 9/9 x 305	544891	9 x 9	9, 12	305	0.075
BSVAK 9/16 x 305	544907	9 x 16	9, 12	305	0.088

* Belt length 610 mm only in conjunction with adapter BSAD 41/36 x 610.



Tool drive accessories

Anti-vibration handle for angle grinders



Anti-vibration handle SENSOHANDLE

Vibration-damping, ergonomically optimized handle for use on all common angle grinders with M8, M10 or M14 female threads.

Included in delivery:

- 1 handle
- 3 adapters (M8, M10 and M14)

Adapter M8 matches all common angle grinders with an M8 female thread.

Matching PFERD tool drives:

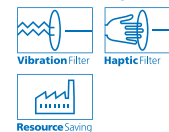
- PWAS 9/120 HV
- PWAS 13/120 AVH
- PWT 26/120 HV M14
- PWT 26/100 HV M14
- PWT 26/85 HV M14
- UWER 18/120 SI
- UWER 18/110 SI
- UWER 18/95 SI
- WT 7 E M14 G22
- WT 10 H G28

Adapters M10 and M14 match all common angle grinders with M10 or M14 female threads.

Advantages:

- Significant reduction in vibration transmission because vibration source and handgrip surface are decoupled.
- Moreover, the vibration energy is absorbed/reduced by the special rubber mixture.
- Safe and comfortable working thanks to ergonomically optimized shape and dimensions of the handle.
- Secure hold due to the structured surface of the handle.

PFERDVALUE:



Description	EAN 4007220	Net weight [kg]
SENSOHANDLE	901649	0.500

Maintenance products

Lubricants



(1+2) Special lubricating oil

For air-powered devices with oil mist lubrication.

Protects against icing up.

Advantages:

- Good spray qualities.
- Good lubrication qualities.
- Low viscosity.
- Protects against corrosion.
- Highly water-resistant.

(3) Gear grease FT 3

For gears on flexible shaft machines, angle drives and angle handpieces.

(4) Ball bearing grease FT 5

For all ball bearings. Light moistening of grease slingers to protect them against dust.

(5) Flexible shaft grease FT 4

Grease with special lubrication and adhesive properties for flexible shafts 4 ZG to 15 KG.

After approximately 100 operating hours, the core of the flexible shaft must be re-lubricated. Degrease the core and casing and reapply the special shaft grease to the core.

(6) Maintenance set consists of:

- 1 hose brush for removing the old grease from the flexible casing.
- 2 non-linting cleaning cloths (400 x 330 mm)
- Degrease the core with a degreasing agent and a cleaning cloth (do not use cotton waste!). Apply new grease onto a second cloth and pull the core through.

Ordering notes:

- Hose brushes can be re-ordered if required.

Description	EAN 4007220	Contents	Use for		Net weight [kg]
5 L ONG OEL	179321	(1) Special lubricating oil 5 L	Oil mist device	1	4.900
1 L ONG OEL	179338	(2) Special lubricating oil 1 L	Oil mist device	1	0.990
FT 3	182956	(3) Gear grease 450 g	Gears	1	0.450
FT 5	181249	(4) Ball bearing grease 100 g	Ball bearing	1	0.100
FT 4	182963	(5) Flexible shaft grease 450 g	Flexible shafts	1	0.450
P-SET 4 ZG	182970	(6) 2 cloths, flexible shaft grease FT 4, hose brush 4 ZG	BW 4 ZG, BW 6 Z, BW 6 ZG	1	0.770
P-SET 7 ZG	182994	(6) 2 cloths, flexible shaft grease FT 4, hose brush 7 ZG	BW 7 ZG	1	0.770
P-SET 10/12 ZG	182987	(6) 2 cloths, flexible shaft grease FT 4, hose brush 10/12 ZG	BW 10 ZG, BW 12 KG	1	0.770


Safety glasses SB TB-5

Modern and sporty safety glasses with excellent wearing comfort and optimum fit thanks to the twisting frame.

Advantages:

- Good mechanical resistance (class F:45 m/s; low energy impact).
- High scratch and chemical resistance on the outside.
- Excellent ventilation for good eye conditions, fog-free on the inside.
- 100 % UV protection (UV 400), very easy to clean.
- Can be combined well with other protection equipment.
- Adjustment-free head fit due to flexible twisting frame.
- Rubber forehead and nose contact for a perfect and non-slip fit.



Description	EAN 4007220		Net weight [kg]
SB TB-5	101919	5	0.030

Safety glasses SB BT-5

Very light and comfortable safety glasses that are particularly well suited to people already wearing glasses.

Advantages:

- Good mechanical resistance (class F:45 m/s; low energy impact).
- High scratch and chemical resistance on the outside.
- Excellent ventilation for good eye conditions, fog-free on the inside.
- 100 % UV protection (UV 400), very easy to clean.
- Can be combined well with other protection equipment.
- Adjustable frame with soft frame ends.
- Unrestricted side view.



Description	EAN 4007220		Net weight [kg]
SB BT-5	808689	5	0.037


Safety glasses SB M-2

Comfortable, full-view safety glasses with panoramic vision. Also perfectly suitable for people already wearing glasses. Pressure-free wear with comprehensive side protection.

Advantages:

- High mechanical resistance (class B:120 m/s; medium energy impact).
- High scratch and chemical resistance on both sides.
- Ventilation for good eye conditions, permanently fog-free on the inside.
- 100 % UV protection (UV 400), very easy to clean.
- Optimum adjustment to the field of vision.
- Can be well combined with other protection equipment.



Description	EAN 4007220		Net weight [kg]
SB M-2	808696	2	0.081

Personal protective equipment (PPE)

Protective gloves, ear and breathing protection



HFS



HS



SensoGrip protective gloves

SensoGrip protective gloves provide optimum protection with maximum comfort and the best finger flexibility. Viscoelastic pads on the contact surfaces dampen vibrations by 30 % and allow longer working times (according to ISO 5349 parts 1 and 2).


SensoGrip protective gloves are made from robust special nappa leather. They have heat- and spark-resistant aramid seams and provide protection from mechanical injuries caused by stabs, splinters or abrasion. Suitable for those allergic to chrome since they contain no hexavalent chrome. The elasticated wrist provides a skin-tight fit.


Advantages:

- SensoGrip HFS: Optimum hand/finger protection, ideal for grinding, cut-off and welding work.
- SensoGrip HS: Optimum hand protection, ideal for light grinding and polishing work, e.g. when using air-powered filing machines and smaller straight grinders.

Ordering notes:

- Available in 3 sizes: M, L and XL.
- Protective gloves are supplied in pairs.
- Please specify the desired glove size.

Description	Glove size				Net weight [kg]
	9 (M)	10 (L)	11 (XL)		
	EAN 4007220				
HFS	809273	809280	809297	1	0.250
HS	809303	809310	809327	1	0.150



BGS ear protection

Fold-away ear protection with an extremely low weight and comfortable fit due to oval-shaped, soft foam plugs. This is a hygienic product, as the ear protection does not need to be touched while it is being put in.

Advantages:

- Can be used for a continuous noise level of up to 95 dB(A) or up to 100 dB(A) impulse noise.
- Reduces the noise level by 23 dB(A) to normal conversation levels.
- Can be used several times.

Description	EAN 4007220		Noise reduction value SNR [dB(A)]	Net weight [kg]
BGS	808702	1	23	0.016



ASM FFP breathing protection masks


Secure and comfortable breathing protection masks of protection classes 2 and 3. Can be used for welding, in particular for aluminium, for casting, soldering and when working on very dusty materials and asbestos. They provide optimum protection against dust. The respiratory air valve minimizes congestion of respiratory heat and moisture.

Advantages:

- **ASM FFP 2-10:** Comfortable fit due to broad headband strap; protects against dust **up to 10 times** the MAK and TRK limit values.
- **ASM FFP 3-5:** Comfortable fit via 4-point headband; safe fit due to circumferential comfort sealing lip; nosepiece is flexible,

ensuring that the mask fits securely, even across the nose; protects against dust **up to 30 times** the MAK and TRK limit values.

MAK = Maximum workplace concentration
TRK = Technical reference concentration limit for carcinogenic substances

Description	Protection class			Net weight [kg]
	2	3		
	EAN 4007220			
ASM FFP 2-10	808719	-	10	0.018
ASM FFP 3-5	-	808726	5	0.028