





Lifting Tools & Frames

Safer, Faster, Stronger!



+1 (303) 468.0662 | magswitch.com



Heavy Lifters



**Great on
Thin Steel**

8100089 | 8100360 | 8100364



**Great on
Thick Steel**

8100088 | 8100484 | 8100403



8100418 | 8100482 | 8100459

MLAY600 Lifters

- Perfect for small materials and light to medium lifting.
- Lightweight with a small profile.
- Feature full swivel hook for lifting from the top or the side.
- Locking handle to ensure release of load is only intentional.
- With full field saturation, hold force at 0.5 in (12.7mm), these lifters are ideal for thinner steel, but hold thick steel just as well.

MLAY1000 Lifters

- Achieve full hold on approximately 1in (25.4mm) thick steel.
- Feature full swivel hook for lifting from the top or the side.
- Each lifter is manually activated and features a safety lock in both ON and OFF position.
- Features replaceable pole shoes that can be customized to fit into your application.
- Ideal for porous material and thick steel.



Dual Hook: Stability Control

Use both hooks for safer lifts; the force of the lift stabilizes the magnet and reduces dangerous swings in the load



Single Hook: Lift from Horizontal to Vertical

Use one swivel hook when lifting from flat to vertical



Lock On/Lock Off Handle

Meets or exceeds all domestic and international lifting standards



Replaceable Pole Shoes

Periodically replace the pole shoes to maintain safety and extend the life of the lifter

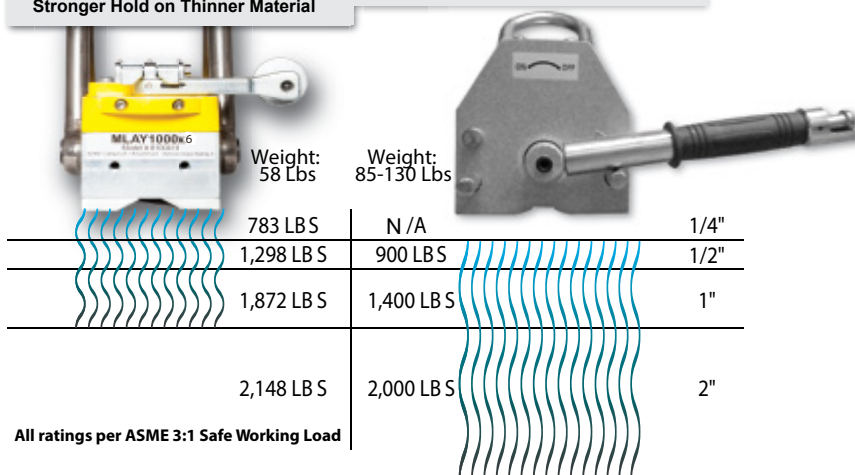
	MLAY600	MLAY600X2	MLAY 600X4	MLAY1000	MLAY1000X2	MLAY1000X3	MLAY1000X4	MLAY1000X6	MLAY1000X12
Part #	8100089	8100360	8100364	8100088	8100484	8100403	8100418	8100482	8100549
Max. SWL 3:1 Lift Capacity*	195 lbs (89 kg)	341 lbs (155 kg)	750 lbs (340 kg)	333 lbs (151 kg)	668 lbs (303 kg)	913 lbs (414 kg)	1215 lbs (551 kg)	2034 lbs (922 kg)	4025 lbs (1826 kg)
Thin Steel Working Load on 1/4" 3:1 Lift Capacity*	170 lbs (77 kg)	248 lbs (112 kg)	517 lbs (234 kg)	205 lbs (92 kg)	425 lbs (205 kg)	446 lbs (202 kg)	494 lbs (224 kg)	783 lbs (355 kg)	1331 lbs (603 kg)
Full Saturation	600 lbs (272 kg)	1100 lbs (498 kg)	2285 lbs (1036 kg)	1000 lbs (453 kg)	2000 lbs (907 kg)	2733 lbs (1239 kg)	3900 lbs (1769 kg)	6446 lbs (2923 kg)	12000 lbs (5443 kg)

MAGSWITCH TECHNOLOGY

- ☒ Stability ☒ Lift to Shear
☒ Replaceable Pole Shoe
 Stronger Hold on Thinner Material

OLD TECHNOLOGY

- ☐ Stability ☐ Lift to Shear
☐ Replaceable Pole Shoe



$$*SWL \text{ (Safe Working Load)} = \frac{\text{Maximum Force}}{\text{Safety Factor } (\geq 3)}$$



FLAT



ROUND



IRREGULAR
Requires Pole Shoes

Pole Shoes Available for the following Lifters:

MLAY600x2, MLAY600x4,
MLAY1000x2, MLAY1000x3, MLAY1000x4, MLAY1000x6

Hand Lifters

Single and Dual Hand Lifters

- Safely pick up hot, sharp or dirty steel with our strong single or dual hand lifting magnets.
- Ergonomic fixed handle a lever locking mechanism prevent accidental release.
- Hold strong on flat and round surfaces of steel.
- Shallow field magnets make de-stacking super easy onvvbv thin material.



8100810 | 8100795



8100822 | 8100821



8100359

Hand Lifter 60M

- Manual ON/OFF magnetic hand lifter that allows for fast pick up and transfer of small steel loads.
- Features a pivot handle with multi settings for sheet dragging or locking handle verticle for use as a hand lifter.



8800487

Hand Lifter 60CE

- Magnetic cordless lifter that delivers more control with the use of only one hand.
- Lift and release hot, dirty or sharp steel with just a push of a button.
- Fail-safe technology: If the power runs out while working and the unit is under load, the magnet stays on and the steel won't fall off!

Heavy Lifting Frames & Solutions

Combining the patented magnetic technology with plate handling systems, Heavy Lifting Solutions has the answers for your plate handling applications.

From manual systems to fully integrated robotic systems, Magswitch has a full range of lifting technology solutions. From small plate applications (4'x8', 5'x10' & 6'x12') to large (8' to 10' x 15' to 60') and to thin material as low as 12 gauge, we will custom design a solution to your specific application.

The Application Engineers at Magswitch will analyze your needs and help you find the right heavy lifting solution.



We specialize in:

- Standard Lifting Solutions
- Custom Lifting Solutions
- Retrofit Lifting Solutions
- Ergonomic Lifting Solutions



Looking for a Heavy Lifting Solution?
Ask your Sales Rep for more info!



"Always play it safe. Saving a few dollars on a magnetic lifter is not worth the risk. Magswitch lifting magnets are made with SAFETY in mind!"



Magswitch Advantages

- True ON/OFF magnet
- Holds strong on flat or round surfaces.
- Precise placement
- Stays clean
- Exceptional hold on thin steel
- Increases safety, efficiency and speed



We also provide custom product solutions. Ask your sales rep about how to customize a Magswitch product to fit your needs or email us at customproducts@magswitch.com

Magswitch Applications

- Welding & Fabrication
- Lifting
- Drilling & Tapping
- Material Handling
- Mounting
- Woodworking
- Custom Heavy Lifting
- Automation
- Shipbuilding/ Ship Fitting

Ask us about our other product brochures!



magswitch®

Changing the way things are done.



+ 1.303.468.0662
magswitch.com
cs@magswitch.com