



Made in France





Contents

Easy Ten - Type S

- with sliding block.....	4
- with bracket for roller.....	5
- with bracket for sprocket.....	6

Easy Ten - Type L

- AR type.....	7
- SC type.....	8

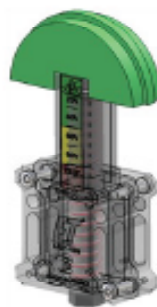
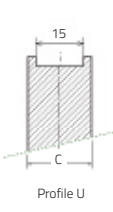
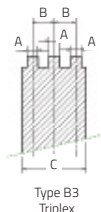
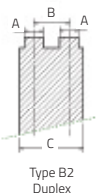
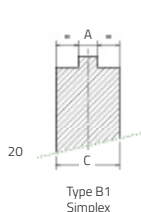
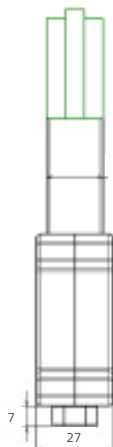
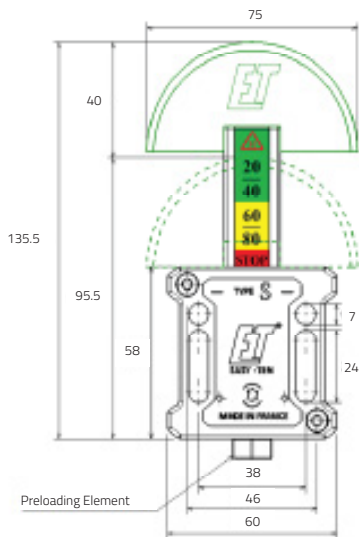
Loading Diagrams.....	9
-----------------------	---

Cross Reference.....	10
----------------------	----

Made in France


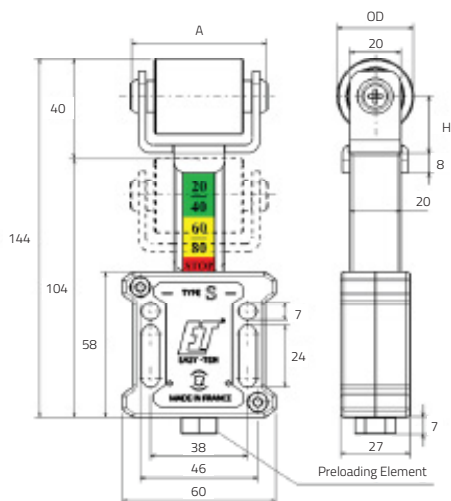


Easy Ten - Type S with Sliding Block



CHAIN SIMPLEX				
Part No.	Chain	A	C	
ET-S06B1H	06 B1	5	20	
ET-S06B1UH	06 B1	15	20	
ET-S08B1H	08 B1	7	20	
ET-S10B1H	10 B1	9	20	
ET-S12B1H	12 B1	11	20	
CHAIN DUPLEX				
Part No.	Chain	A	B	C
ET-S06B2H	06 B2	5	10.24	20
ET-S08B2H	08 B2	7	13.92	20
ET-S10B2H	10 B2	9	19.59	25
CHAIN TRIPLEX				
Part No.	Chain	A	B	C
ET-S06B3H	06 B3	5	10.24	30
ET-S08B3H	08 B3	7	13.92	35


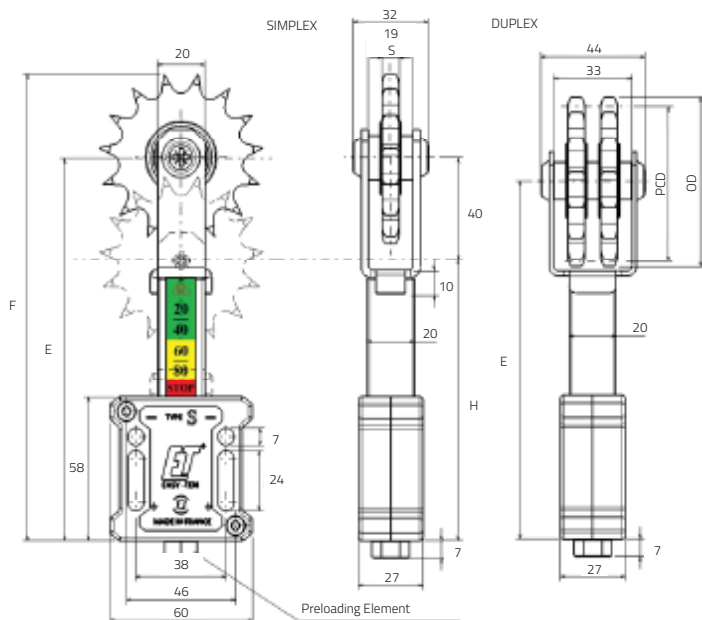
*By default the tensioners are heavy tension type - light tension box is available (ET-SNUL)



Part No.	MAX SPEED T/min	A	B	C	OD	H
ETRE-2H	8000	54	35	45	30	22.5
ETRE-3/4H	8000	70	45	58	40	27.5

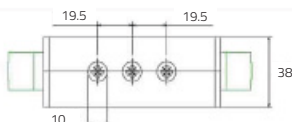
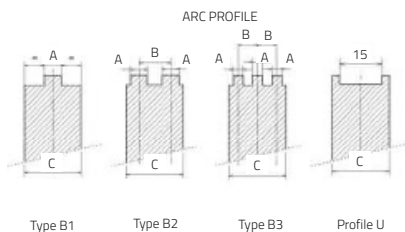
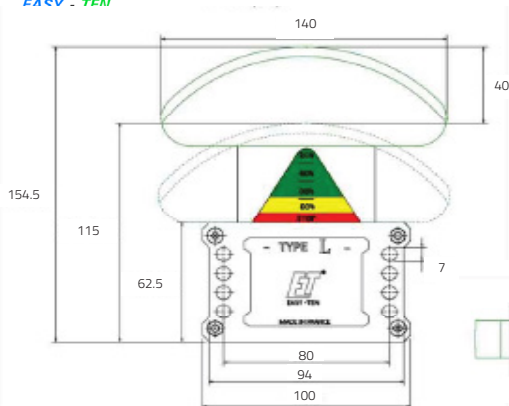
*By default the tensioners are heavy tension type - light tension box is available (ET-SNUL)

Easy Ten - Type S with Sprocket



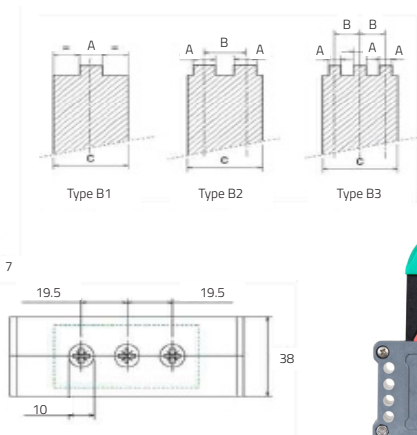
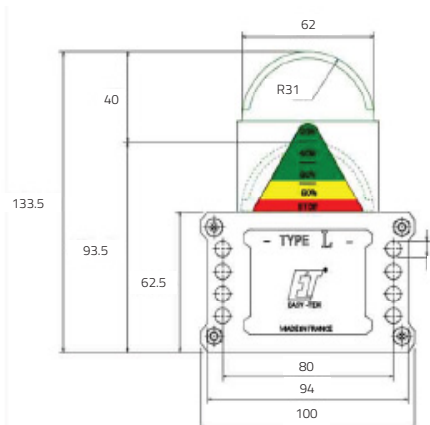
Part No.	Z	Chain		S	OD	PCD	F	E	H
		mm	BS						
ETRX-06B1H	15	9.525	06B1	5.3	49.3	45.81	160	135	95
ETRX-06B2H	15	9.525	06B2	5.3	49.3	45.81	168	143.5	103.5
ETRX-08B1H	15	12.7	08B1	7.2	65.5	61.09	186	153.5	113.5
ETRX-08B2H	15	12.7	08B2	7.2	65.5	61.09	176	143.5	103.5
ETRX-10B1H	15	15.8	10B1	9.1	83	76.36	195	153.5	113.5

*By default the tensioners are heavy tension type - light tension box is available (ET-SNUL)



CHAIN SIMPLEX				
Part No.	Chain	A	C	
ETL-AR06B1H	06 B1	5	30	
ETL-AR08B1H	08 B1	7	30	
ETL-AR10B1H	10 B1	9	30	
ETL-AR12B1H	12 B1	11	30	
ETL-AR16B1H	16 B1	16	30	
ETL-AR20B1H	20 B1	18	30	
CHAIN DUPLEX				
Part No.	Chain	A	B	C
ETL-AR06B2H	06 B2	5	10.24	30
ETL-AR08B2H	08 B2	7	13.92	30
ETL-AR10B2H	10 B2	9	16.59	30
ETL-AR12B2H	12 B2	11	19.46	35
ETL-AR16B2H	16 B2	16	31.88	50
CHAIN TRIPLEX				
Part No.	Chain	A	B	C
ETL-AR06B3H	06 B3	5	10.24	30
ETL-AR08B3H	08 B3	7	13.92	35

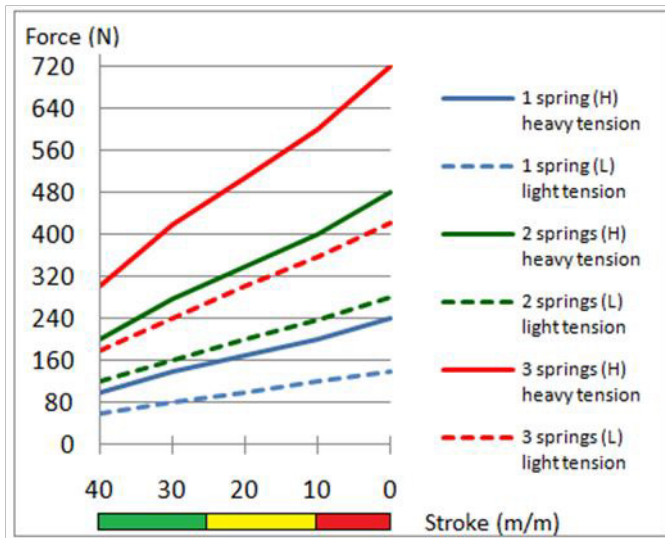
*By default the tensioners are heavy tension type - light tension box is available (ET-SNUL)



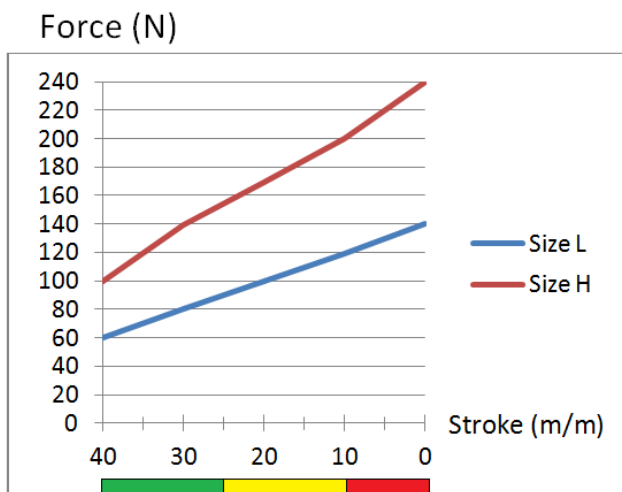
CHAIN SIMPLEX				
Part No.	Chain	A	C	
ETL-SC06B1H	06 B1	5	30	
ETL-SC08B1H	08 B1	7	30	
ETL-SC10B1H	10 B1	9	30	
ETL-SC12B1H	12 B1	11	30	
ETL-SC16B1H	16 B1	16	30	
ETL-SC20B1H	20 B1	18	30	
CHAIN DUPLEX				
Part No.	Chain	A	B	C
ETL-SC06B2H	06 B2	5	10.24	30
ETL-SC08B2H	08 B2	7	13.92	30
ETL-SC10B2H	10 B2	9	16.59	30
ETL-SC12B2H	12 B2	11	19.46	35
CHAIN TRIPLEX				
Part No.	Chain	A	B	C
ETL-SC06B3H	06 B3	5	10.24	30
ETL-SC08B3H	08 B3	7	13.92	35

*By default the tensioners are heavy tension type - light tension box is available (ET-SNUL)

EASY-TEN SERIES L



EASY-TEN SERIES S



Series S		
Chain Simplex		
Part No.	Pitch	Equivalent (Spann Box)
ET-S06B1H	06 B1	S 0 Profile P1
ET-S08B1H	08 B1	S 0 Profile P1
ET-S10B1H	10 B1	S 0 Profile P1
ET-S12B1H	12 B1	S 0 Profile P1
Chain Duplex		
Part No.	Pitch	Equivalent (Spann Box)
ET-S06B2H	06 B2	S 0 Profile P1
ET-S08B2H	08 B2	S 0 Profile P1
ET-S10B2H	10 B2	S 0 Profile P1
Chain Triplex		
Part No.	Pitch	Equivalent (Spann Box)
ET-S06B3H	06 B3	S 0 Profile P1
ET-S08B3H	06 B3	S 0 Profile P1

Series L		
Chain Simplex		
Part No.	Pitch	Equivalent (Spann Box)
ETL-AR06B1H	06 B1	S 30 Profile AA
ETL-AR08B1H	08 B1	S 30 Profile AA
ETL-AR10B1H	10 B1	S 30 Profile AA
ETL-AR12B1H	12 B1	S 30 Profile AA
ETL-AR16B1H	16 B1	S 30 Profile AA
ETL-AR20B1H	20 B1	S 30 Profile AA
Chain Duplex		
Part No.	Pitch	Equivalent (Spann Box)
ETL-AR06B2H	06 B2	S 30 Profile AA
ETL-AR08B2H	08 B2	S 30 Profile AA
ETL-AR10B2H	10 B2	S 30 Profile AA
ETL-AR12B2H	12 B2	S 30 Profile AA
ETL-AR16B2H	16 B2	S 30 Profile AA
Chain Triplex		
Part No.	Pitch	Equivalent (Spann Box)
ETL-AR06B3H	06 B3	S 30 Profile AA
ETL-AR08B3H	08 B3	S 30 Profile AA





HEAD OFFICE
170-176 Williams Road
Dandenong 3175
Victoria Australia
Telephone +61 3 9791 2444
Facsimile +61 3 9791 3344
Email sales@finerpt.com

NSW OFFICE
10 Jural Place
Smithfield 2164
New South Wales Australia
Telephone +61 2 9756 3635
Facsimile +61 2 9757 3850
Email nswsales@finerpt.com

QLD OFFICE
2 Kingtel Place
Geebung 4034
Queensland Australia
Telephone +61 7 3865 5002
Facsimile +61 7 3865 5202
Email qldsals@finerpt.com