



EHI
AUSTRALIA
Products • Performance • People

1300 55 22 33

www.ehi.com.au

ABOUT EHI	INTRO	III
CASTORS	01	P01
WHEELS	02	P33
CONVEYORS	03	P45
MATERIALS HANDLING	04	P51
STORAGE & BOXES	05	P61
ABRASIVES & WIRE BRUSHES	06	P71
HAND TOOLS	07	P85
SPRAYERS	08	P120
KEY STEEL AND SHIM	09	P123
LIGHTING	10	P129
OIL HANDLING & RUST PREVENTION	11	P131



SECTION

About EHI	iii
Wheel Material	iv
Load Capacity	v
Bearing Types	vi
Brake Types	vii
Chemical Resistance.....	viii-ix



WHO ARE WE

Hardware & Industrial Wholesalers **Products - Performance - People**

Our expert team works with our international affiliates to consistently supply our partners and customers with quality, leading edge products at value for money prices.

We have warehouses and sales offices strategically placed throughout Australia and New Zealand to ensure that our network can efficiently satisfy the increasing demands of industry.

OUR MISSION

Continuous provision of an extensive range of quality products and an exemplary service to Hardware and Industrial stakeholders.

OUR VISION






To bring to the market a range of products that are aligned with the needs of our customers.

We will continually aspire to build strong, long-standing relationships with our distributors and direct customers.

WHEEL MATERIAL

When selecting a wheel for your application, there are a number of matters that require consideration. Factors such as the required load capacity, the surface they're going to be used on, the desired ride quality and frequency of use, all play an important part in the final wheel selection.

Our knowledgeable sales team are happy to help you make the right choice for your application.

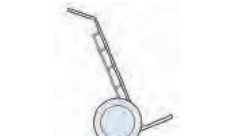





	Shock Absorbency	Load Capacity	Push Effort	Floor Protection	Durability	Typical Surfaces	Comments
Polyurethane							
	Good	Excellent	Good	Good	Good	All surfaces, irregular	Best all round choice
Grey Rubber							
	Excellent	Good	Fair	Excellent	Good	Quality flooring, quiet or clean areas	Good protection for floor & loads
Blue Rubber							
	Excellent	Good	Fair	Excellent	Good	Quality flooring, rougher surfaces	Highest shock absorbency
Black Rubber							
	Excellent	Good	Fair	Good	Fair	Industrial areas, concrete	Good shock protection on industrial floors
Pneumatic							
	Excellent	Fair	Poor	Excellent	Good	Outdoor, irregular or unsealed	Best over irregular surfaces. Highest resilience
Nylon							
	Fair	Excellent	Excellent	Fair	Good	Smooth concrete	Strong & economical. May be noisy
Cast Iron							
	Poor	Excellent	Excellent	Poor	Excellent	Oven floors, outdoors / unsealed, broken glass	Strong & hard wearing. Best for high temperature. May damage flooring

LOAD CAPACITY

Load capacity is perhaps the most important consideration when selecting the correct castor or wheel. If the capacity of the selected item is too low, the castor may fail, causing damage or injury. The load capacity of the castors and wheels in this catalogue relates to the amount that each castor or wheel will carry, on an average floor at speeds up to 4 km/h. When fitting these to a trolley, the load carrying capacity of the trolley is not simply the sum of the capacities of the castors fitted. It varies significantly relative to the number of castors/wheels and mounting arrangement selected.

TOTAL LOAD: The total load is the amount of weight the castor or wheel must support. It consists of the weight of the physical trolley plus the amount of weight the trolley will be required to carry.

TOTAL LOAD = Weight of Trolley + Carrying Capacity of Trolley

<p>Two Wheel Trolley</p>	<p>This type of construction requires the two main wheels or castors to carry almost 100% of the load at all times. The load is normally distributed 50:50 across the two wheels, however, uneven ground may increase the load on one wheel to approximately 65:35.</p> <p>Recommended Load Capacity per Wheel = 65% of TOTAL LOAD. (i.e. If TOTAL LOAD = 100Kg, each wheel should have a minimum load capacity of 65Kg)</p>
	<p>Common on drum dollies and plant pot holders, three wheel trolleys will have all wheels on the ground at all times, even over uneven ground. Three wheel trolleys may become unstable when a tall item is supported and a side load is applied in a direction 'between' two castors. If this happens, the total load will be applied to only two castors.</p> <p>Recommended Load Capacity per Castor = 50% of TOTAL LOAD. (i.e. If TOTAL LOAD = 100Kg, each castor should have a minimum load capacity of 50Kg)</p>
<p>Three Wheel Trolley</p>	<p>By far the most common style, four wheel trolleys are inherently stable. In general use, on a level floor and with an evenly distributed load on the trolley tray, each castor is loaded at 25% of the total load. However, when on an uneven floor, one castor may lose contact with the floor and the total load will be carried by only three castors.</p> <p>Recommended Load Capacity per Castor = 35% of TOTAL LOAD. (i.e. If TOTAL LOAD = 100Kg, each castor should have a minimum load capacity of 35Kg)</p>
	<p>In this design, the trolley is fitted with six wheels that are all in contact with the floor. This design is very good at carrying higher total loads (than a standard four wheel trolley) on level floors where each castor is only loaded to 17% of the total load. However, this design suffers when used over convex or concave floors. Convex floors (hill shaped) will force the trolley to 'rock' on just the central pair of castors while a concave floor forces the central pair of castors to lift free of the floor.</p> <p>Recommended Load Capacity per Castor (level floors only) = 25% of TOTAL LOAD. (If using over concave/convex floors, a 'Six Wheel - Rocking' configuration is recommended)</p>
<p>Four Wheel Trolley</p>	<p>This special design has castors mounted at different heights. Usually, the central pair of fixed castors or wheels are 12mm to 25mm 'higher' than the corner castors. This causes the trolley to 'rock' or sit in a non level position. Very good for manoeuvrability but requires higher capacity castors to other designs.</p> <p>Recommended Load Capacity per Castor (centre) = 50% of TOTAL LOAD. Recommended Load Capacity per Castor (corners) = 35% of TOTAL LOAD.</p>
	<p>Where the trolley does not fit into any of the above categories, the following general formula can be used to help determine the correct load capacity.</p> <p>Recommended Load Capacity per Wheel = (125% of TOTAL LOAD) ÷ (number of castors fitted) i.e. If TOTAL LOAD = 1,000Kg and the trolley has 10 castors fitted then each castor should have a minimum load capacity of 1250kg ÷ 10 = 125Kg each.</p>
<p>Six Wheel Trolley</p>	
	
<p>Six Wheel - Rocking</p>	
	
<p>Multi Wheel Trolley</p>	
	

BEARING TYPES

The type of wheel bearing has a significant influence on the operating properties of a castor upon which it is fitted, which in turn affects the mobility of the equipment.

Wheel bearings must meet the most varied requirements, such as load capacity, duration of use, environmental influences, resistance to impact shock, resistance to rolling and resistance to weather etc.

Plain Bearing



Plain bearings consist of a bearing shell solidly connected with the wheel. The wheel turns around the axle tube bolted to the housing.

Wheels made of polyamides have gained general acceptance for this form of bearing, due to the material's natural lubricating properties.

Plain bearings are used traditionally for transport equipment that will not be moved much. Under normal conditions plain bearings are maintenance free and corrosion-resistant.

Roller Bearing



Roller bearings consist of steel or stainless steel needle rollers that are positioned in a cage. These rollers roll between the axle tube and the wheel hub. Since, in turning around the axle, no sliding friction but rather rolling friction occurs, the resistance to rolling of the bearing is relatively low, even at high loads.

Roller bearings are resistant, robust and low maintenance.

Unground Ball Bearing



Ball bearings are compact, simple bearing units. They consist of a moulded sheet metal housing, in which balls roll between the inner and outer rings and which has an elongated axle unit.

Precision Bearing



Precision ball bearings consist of balls that run between a tempered inside and outside ring. Even under extreme loads and at high speeds, this bearing demonstrates very good operating properties.

These bearings meet the most stringent demands for load capacity, resistance to environmental influences and easy running.

Due to the bearings being sealed, life-long lubrication can be guaranteed even under extreme environmental conditions.

When used at very high load capacities, the single-row deep-groove ball bearing is usually replaced with tapered precision bearings to enhance resistance to side loads.

BRAKE TYPES

Taking a supermarket trolley up a travelator, pushing a hospital bed down a corridor or leaving an industrial trolley on an inclined floor, are all examples of where there would be a benefit in fitting brakes or directional locks to the apparatus being pushed.

Brakes do more than just hold an item stationary, a directional lock brake can help to push a trolley in a straight line down a busy corridor and a travelator brake activates automatically when a shopping trolley enters a travelator.

A - No Brake



No braking mechanism is fitted to these castors.

Throughout this catalogue, most castors that are not fitted with any type of brake have the character 'A' as the fourth character of their product code.

D - Directional Lock



A directional lock brake does not stop rotation of the wheel. Instead, a directional lock brake will allow the castor to swivel until the direction the wheel is facing is parallel to the unit.

Once the castor has swivelled to this point, the brake stops all swivelling action and forces the castor to track in a straight line.

W - Wheel



When a wheel brake is applied, it only stops the rotation of the wheel. The castor is still able to swivel freely.

Special caution should be noted, that wheel braked castors should never be fitted to a bench or table containing power tools or cutting instruments as a wheel brake castor can allow the table to move to a distance equal to twice the castor's offset, which on a 200mm castor may mean that, even with the brakes on, a table could move 100mm to 150mm without warning.

T - Total Lock



When the total lock brake is applied, it stops both the swivel action and the wheel rotation.

This is the safest of all brake types.

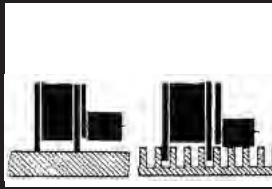
Central Locking



Functionally the same as a standard total lock and directional lock brake, this special variation is only found on hospital bed castors. These castors are interconnected by hexagonal steel bar so that when the brake is applied, all castors brake at the same time.

Hospital beds often use different types of brake castors fitted to each corner of the bed. One of these castors actually has three braking functions; total

Travelator



The travelator brake is a special brake specifically for supermarket trolleys. The brake is designed to stop the trolley moving when travelling up or down on the travelator.

These brakes operate in a number of different ways. Some have sliding disks that slip into the channels of the travelator floor. Others have a fixed brake pad and ribbed tyres (pictured). When the ribbed tyres fall into the channels on the travelator floor, the weight of the trolley is suspended by the brake pad.

CHEMICAL RESISTANCE

MATERIALS	Concentration	Rubber	Polyamide	Polyurethane	MATERIALS	Concentration	Rubber	Polyamide	Polyurethane
A					Chomic acid, diluted	10%	=	+	+
Acetaldehyde	40%	+	+	=	Chlorethene, 80°C	-	-	++	-
Acetic acid	30%	=	++	=	Chlorine, chlorine water	-	=	=	=
Acetone	-	++	++	=	Citric acid, diluted	10%	++	++	-
Acetylene	-	++	++	++	Citrus oils	-	-	++	-
Acrylic acid	-	-	=	=	Cobalt salts, diluted	20%	-	+	-
Alkyl alcohol	-	++	+	=	Coconut oil	-	=	++	++
Alkyl benzol	-	-	++	-	Copper chloride	-	++	-	++
Aluminium acetate	-	-	++	-	Copper salts, diluted	10%	-	=	++
Amines, aliphatic	-	-	++	-	Cotton crop oil	-	-	-	++
Amino acid mixtures	-	-	++	-	Cresols	-	-	=	++
Ammonia, fluid	20%	++	++	=	Cyclohexanol	-	+	++	+
Ammonium salt	-	-	++	-	D				
Ammonium thiocyanate	-	-	++		Descale, diluted	10%	-	++	-
Ammonium rhodanide	-	-	++		Dichlorobenzene	-	=	++	=
Ammonium Hydra oxide	-	-	-		Dichlor butylen	-	=	-	=
Ammonium carbonate	-	++	-		Dimethyl ether	-	+	++	++
Ammonium nitrate	-	+	-	++	Dimethyl anilin	-	-	-	=
Ammonium sulphate	-	+	-	++	Dimethyl fomamide	-	+	++	=
Amyl acetate	-	++	++	=	E				
Amyl alcohol	-	++	++	+	Ethanol amine	-	-	-	=
Anilin	-	=	+	=	Ether	-	-	++	++
Antrachinon, 85%C	-	-	++	-	Ethyl acetate	-	+	++	=
Apple acid	-	-	++	+	Ethyl alcohol	-	++	+	++
Aqua regia	-	=	=	=	Ethylene	-	-	-	++
B					F				
Barium salts	-	++	+	++	Fatty acids	-	-	++	++
Beer	-	++	++	++	Flue gas	-	-	-	=
Bitumen	-	=	++	++	Fluorine	-	=	=	=
Bluestone	-	+	+	++	Formaldehyde	30%	++	++	+
Boracic acid, diluted	10%	++	+	++	Formamide, pure	-	++	++	+
Borax	-	++	-	++	Formic acid	10%	+	=	=
Bromine	-	=	=	=	Furfural	-	-	++	=
Butane	-	=	++	++	G				
Butter	-	=	++	++	Gasoline, Petrol aether	-	=	++	++
C					Gelatine	-	-	-	++
Calcium salts	-	-	-	+	Glacial acetic acid	-	+	-	=
Carbolineum	-	=	++	=	Glucose	-	++	-	++
Carbon monoxide, hot	-	-	++	=	Glue	-	-	-	++
Carbonic acid	-	-	-	++	Glycerin	-	++	++	++
Carbon tetrachloride	-	=	++	=	Glycol	-	++	+	+
Casein	-	-	++	-	H				
Castor oil	-	-	-	++	Hexane	-	=	++	++
Caustic potash	-	-	-	=	Hydraulics liquids	-	=	++	=
Caustic soda	-	-	-	=	Hydrochloric acid, liquid	30%	+	=	=
Caustic soda	50%	++	+	=					

++ resistance
 + conditional resistance
 = not resistant, no information

CHEMICAL RESISTANCE

MATERIALS	Concentration	Rubber	Polyamide	Polyurethane	MATERIALS	Concentration	Rubber	Polyamide	Polyurethane
I					R				
Ink, fanfares	-	++	++	++	Rare gas	-	-	++	-
Iron dichloride, angry	10%	+	=	+	S				
Iron sulphate	-	-	-	++	Salt, diluted	10%	+	=	++
Iso propyl aether	-	++	-	++	Sea water	-	++	++	+
Iso propyl chloride	-	=	-	=	Silver nitrate	-	+	-	++
L					Slide ethylene glycol	-	++	++	++
Lactic acid	-	=	=	=	Soda ash, liquid	10%	-	++	=
Lead acetate, diluted	10%	+	++	++	Soda solution, liquid	10%	++	++	-
Lead nitrate	-	++	-	++	Sodium cyanide, diluted	10%	-	++	=
Litter salt (-solutions)	-	-	++	-	Sodium hydra oxide, liquid	-	-	-	=
M					Sodium nitrate, liquid	10%	++	++	++
Magnesium, liquid	10%	-	++	++	Sodium phosphate	10%	++	++	++
Manganic salts	10%	-	+	-	Sodium silicate, liquid	10%	++	++	+
Mercuric chloride	-	-	=	++	Sodium sulphate, liquid	10%	++	++	++
Mercury	-	++	++	++	Sodium sulphide, liquid	10%	+	++	+
Methylated alcohol	-	+	+	++	Sodium thiosulphate, liquid	10%	++	++	+
Methylene chloride	-	=	=	=	Spruce pin oil	-	=	-	++
Methyl ethyl ketone	-	=	++	=	Stearic acid	-	=	++	=
Methylpyrrolidon	-	-	-	=	Sulfurous acid	-	+	+	=
Milk	-	++	++	++	T				
Mineral oil	-	=	++	++	Tannin acid	10%	++	-	-
Mono bromine benzol	-	=	-	=	Tartaric, liquid	10%	++	++	+
Mortars, cement, lime	-	++	++	-	Trichlor ethylen	-	=	+	=
Mustard	-	-	-	++	Tincture of iodine	-	++	=	=
N					Tuluol	-	=	++	=
Naphthalene	-	=	++	=	U				
Nickel chloride, liquid	10%	++	+	++	Uranic fluorides	-	-	=	-
Nickel salts, liquid	10%	-	+	++	Uric acid, diluted	10%	++	++	-
Nickel sulphate, liquid	10%	+	+	++	Urine	-	++	++	-
O					V				
Oil of turpentine	-	=	++	+	Vaseline	-	-	++	-
Oleic acid	-	=	++	++	Vegetable oils	-	=	++	++
Ozone	-	=	+	++	W				
P					Washing lyes, 80°C	-	++	++	-
Palmitic acid	-	=	++	=	Water, cold	-	++	++	++
Paraffin -	=	++	++		Water to 80°C	-	+	++	=
Phenyl benzol	-	=	-	=	Waste water	-	-	++	+
Phenyl sulphuric ether	-	=	-	++	Wax, 80°C	-	-	++	-
Phosphoric acid	10%	+	=	-	X				
Potassium chloride	10%	+	++	++	Xylene	-	=	++	=
Potassium cyanide	-	-	-	+	Z				
Potassium hydra oxide	-	-	++	=	Zinc chloride, liquid	10%	++	+	=
Potassium sulphate	-	++	-	++	Zinc rhodanide	30%	-	=	-
Propane	-	=	++	++					
Propanol	-	-	-	+					

++ resistance
 + conditional resistance
 = not resistant, no information



SECTION CONTENTS

FURNITURE CASTORS & ADAPTORS	01-02
BALL TRANSFER CASTOR.....	01-02
DECORATIVE & L ANGLE CASTORS.....	01-03
G1 SERIES BOLT HOLE.....	01-04
G1 SERIES PLATE.....	01-04
G2 SERIES BOLT HOLE.....	01-05
G2 SERIES PLATE.....	01-06
G7 SERIES BOLT HOLE.....	01-07
G7 SERIES - PLATE	01-08
H6 SERIES - THREADED STEM	01-09
i1 SERIES - PLATE	01-10
i2 SERIES - PLATE	01-11
i4 SERIES - BOLT HOLE	01-12
i4 SERIES - PLATE	01-13
i6 SERIES - BOLT HOLE	01-14
i6 SERIES - PLATE	01-15
i3 SERIES - PLATE	01-16
J2 SERIES PLATE.....	01-17
J3 SERIES PLATE.....	01-18
J7 SERIES - PLATE	01-19
TG SERIES - PLATE	01-20
TH SERIES - PLATE	01-21
X1 SERIES - PLATE.....	01-22
TWISTLOCK.....	01-22
G7 SERIES - BOLT HOLE - STAINLESS	01-23
G7 SERIES - PLATE - STAINLESS	01-24
S5 SERIES - PLATE - STAINLESS.....	01-25
HIGH TEMPERATURE CASTORS	01-26
ZINC AND STAINLESS STEEL	01-26
STAINLESS STEEL.....	01-26
PNEUMATICS CASTORS.....	01-27
V-GROOVE CASTORS	01-27
CENTRAL LOCKING CASTORS	01-28
SCAFFOLD CASTORS	01-29
GATE CASTORS.....	01-30
HIDDEN CASTOR.....	01-30
L SHAPE - CORNER BUFFER	01-31
ROTARY - BUFFER	01-31
FLOOR LOCKS	01-31
EXPANDING ADAPTORS	01-32
BANSBACH GAS SPRINGS.....	01-32



01 CASTORS

CASTORS

WHEELS

CONVEYORS

TROLLEYS
& STRAPS

STORAGE
& BOXES

ABRASIVES &
WIRE BRUSHES

HAND TOOLS

SPRAYERS

KEY STEEL &
SHIM

LIGHTING

OIL CANS &
REDUCTEUR

CASTORS

F1 SERIES FURNITURE CASTORS

Capacities: 50kg - 60kg

Description:

- An economical castor ideal for light duty applications.
- Zinc plated steel mounting plates and pintles ensure a secure fixing.



The F1's simple design and affordability make it ideal for:

- Small furniture
- Night tables
- Side tables and chairs
- Sales counters
- Entertainment units
- White boards
- Small trolleys
- Beds and Over-bed tables
- Kitchen benches
- Most other general furniture

WHEEL DIAMETER (MM)	LOAD CAPACITY (KG)	OVERALL HEIGHT (MM)	MOUNTING	MOUNTING DIMENSIONS	SWIVEL	SWIVEL + BRAKE
50	50	58	Stem	Socket	F11A75G50	F11W75G50
50	50	64	Plate	OD 38 x 38 HC 25 x 25	F12A75G50	F12W75G50
50	50	58	Threaded Stem	3/8" WHT	F14A75G50	F14W75G50
50	50	58	Threaded Stem	5/16" WHT	F15A75G50	F15W75G50
50	50	58	Friction Stem	Socket	F18A75G50	N/A
50	25	57	Circlip	11mm Dia	15062	NA
50	50	130	Threaded Bed Leg	5/16"	15318	N/A
50	50	130	Threaded Bed Leg	3/8"	15319	N/A
75	60	78	Stem	Socket	F11A74G75	F11W74G75
75	60	78	Threaded Stem	3/8" WHT	F14A74G75	F14W74G75

FURNITURE CASTORS ADAPTORS

ROUND AND SQUARE ADAPTORS		
Suit Tube OD (mm)	Tube Type	Product Code
19	Round	AF1R19
19	Square	AF1S19
25	Round	AF1R25
25	Square	AF1S25



CASTORS

DECORATIVE CASTORS

Capacities: 50kg - 100kg


Description:

- An economical castor ideal for light duty applications.
- Decorative and stylish ideal for retail or home applications.

Ideal for:

- Small furniture
- Night tables
- Side tables
- Sales counters
- Entertainment units
- Kitchen benches
- Most other general furniture



WHEEL DIAMETER (MM)	TREAD WIDTH (MM)	TYRE MATERIAL	LOAD CAPACITY (KG)	OVERALL HEIGHT (MM)	PLATE SIZE (MM)	HOLE CENTRES (MM)	SWIVEL	FIXED	SWIVEL + BRAKE
50	23	 Polycarbonate	50	70	60 x 60	43 x 43	N/A	15870	15873
75	27.5		75	100	60 x 60	43 x 43	N/A	15871	15874
100	32		100	134	76 x 76	55 x 55	N/A	15872	15875

L ANGLE CASTORS

Capacities: 40kg

Description:

- An economical castor ideal for light duty applications.
- Decorative and stylish ideal for retail applications.
- Comes in Barcoded polybag sell format.
- Packs of 2 (2 Brake or 2 Swivel).

Ideal for:

- Racks
- Display cabinets
- Sales counters
- Kitchen island benches



WHEEL DIAMETER (MM)	TREAD WIDTH (MM)	BRACKET TYPE	LOAD CAPACITY (KG)	OVERALL HEIGHT (MM)	PLATE SIZE (MM)	HOLE SIZE (MM)	SWIVEL	SWIVEL + BRAKE
50	18	Angle Bracket	40	71	35x35x54	15	15200	15201

CASTORS

G1 SERIES BOLT HOLE

Description:

- Attractive light duty castor with a bright zinc finish.
- Suited to a variety of shopfitting, display, furniture and equipment uses.
- Double headset bearing for strength and a smooth swivelling action.




Capacities: 40kg - 55kg

G1 series is ideal for:

- Racks and display cabinets
- Sales counters
- Home and office furniture
- Kitchen island benches
- Medical furniture



Refer to Page 01-32
for expanding adaptor options.

WHEEL DIAMETER (MM)	TREAD WIDTH (MM)	TYRE MATERIAL	LOAD CAPACITY (KG)	OVERALL HEIGHT (MM)	BH/ BOLT SIZE	BOLT HOLE		BOLT FITTED	
						SWIVEL	SWIVEL + BRAKE	SWIVEL	SWIVEL + BRAKE
50	18	 Rubber	40	72	M10	G10A33G50-V2	G10W33G50-V2	G14A33G50-V2	G14W33G50-V2
75	24		55	100		G10A33G75	G10T33G75	G14A33G75	G14T33G75
100	24		55	122		G10A33G100	G10T33G100	G14A33G100	G14T33G100

G1 SERIES PLATE

Description:



- Attractive light duty castor with a bright zinc finish.
- Suited to a variety of shopfitting, display, furniture and equipment uses.
- Double headset bearing for strength and a smooth swivelling action.



Capacities: 40kg - 100kg

G1 series is ideal for:

- Racks and display cabinets
- Sales counters and home furniture
- Chairs
- Kitchen island benches
- Beds
- Medical furniture
- Office furniture

WHEEL DIAMETER (MM)	TREAD WIDTH (MM)	TYRE MATERIAL	LOAD CAPACITY (KG)	OVERALL HEIGHT (MM)	PLATE SIZE (MM)	HOLE CENTRES (MM)	SWIVEL	FIXED	SWIVEL + BRAKE
50	18	 Rubber	40	66	51 x 41	38 x 27	G12A33G50	G13A33G50	G12W33G50
75	24		55	98	60 x 60	46 x 46	G12A33G75	G13A33G75	G12T33G75
100	24		55	120			G12A33G100	G13A33G100	G12T33G100
50	22	 Polypropylene	50	70	60 x 60	43 x 43	15851	15850	15852
100	32		100	134	76 x 76	55 x 55	G12A20G100	G13A20G100	G12T20G100

G2 SERIES BOLT HOLE

Capacities: 70kg - 90kg

Description:


- The twin wheel design allows good manoeuvrability over most surfaces.
- Equipped with a double headset bearing for a smooth swivelling action.

With its stylish design and bright zinc finish the G2 series is ideal for:

- Racks
- Display cabinets
- Sales counters
- Chairs
- Kitchen island benches
- Beds
- Medical furniture
- Office furniture
- Patient lifters



Refer to Page 01-32 for expanding adaptor options.

WHEEL DIAMETER (MM)	TREAD WIDTH (MM)	TYRE MATERIAL	LOAD CAPACITY (KG)	OVERALL HEIGHT (MM)	BH/ BOLT SIZE	BOLT HOLE		BOLT FITTED	
						SWIVEL	SWIVEL + BRAKE	SWIVEL	SWIVEL + BRAKE
50	17*2	 Nylon	70	72	M10	G20A00G50	G20W00G50	G24A00G50A	G24W00G50A
50	18*2		70	72	M10	G20A33G50	G20W33G50	G24A33G50A	G24W33G50A
75	25*2	Rubber	90	98	M12	G21A33K75	G21T33K75	G24A33K75A	G24T33K75A

CASTORS

G2 SERIES PLATE

Capacities: 70kg



Description:

- The twin wheel design allows good manoeuvrability over most surfaces.
- Equipped with a double headset bearing for a smooth swivelling action.
- High load capacity with a low overall height.

With its stylish design and bright zinc finish the G2 series is ideal for:

- Racks
- Display cabinets
- Sales counters
- Chairs
- Kitchen island benches
- Beds
- Medical furniture
- Office furniture
- Patient lifters



WHEEL DIAMETER (MM)	TREAD WIDTH (MM)	TYRE MATERIAL	LOAD CAPACITY (KG)	OVERALL HEIGHT (MM)	PLATE SIZE (MM)	HOLE CENTRES (MM)	SWIVEL	SWIVEL + BRAKE
50	17*2	 Nylon	70	72	60 x 60	43 x 43	G22A00G50	G22W00G50
50	18*2	 Rubber	70	72	60 x 60	43 x 43	G22A33G50	G22W33G50

CASTORS

G7 SERIES BOLT HOLE

Capacities: 80kg - 120kg

Description:

- Attractive sleek design with bright zinc finish.
- Double headset bearings for added strength, long life and smooth swivelling action.
- Headset seals protect bearings from dust and other foreign matter.
- Rugged glass filled nylon brake assembly.
- Colour coded pedals (Total brake - red, direction lock - green).
- Non-marking rubber and urethane wheels come standard with sealed precision bearings, which reduce rolling resistance and noise.
- These high quality, institutional castors are versatile and built to last.

G7 series is ideal for:

- Medical trolleys and equipment
- Hospital beds
- Medicine trolleys
- Food delivery trolleys
- Display and shop fitting equipment
- Commercial and domestic furniture



Refer to Page 01-32 for expanding adaptor options.

WHEEL DIAMETER (MM)	TREAD WIDTH (MM)	TYRE MATERIAL	LOAD CAPACITY (KG)	OVERALL HEIGHT (MM)	BH/ BOLT SIZE	BOLT HOLE		BOLT FITTED	
						SWIVEL	SWIVEL + BRAKE	SWIVEL	SWIVEL + BRAKE
75	32		80	109	1/2" M12	G71AZ62K75	G71TZ62K75	G74AZ62K75	G74TZ62K75
100			100	135		G71AZ62K100	G71TZ62K100	G74AZ62K100	G74TZ62K100
125			100	160		G71AZ62K125	G71TZ62K125	G74AZ62K125	G74TZ62K125
150			120	185		G71AZ62K150	G71TZ62K150	G74AZ62K150	G74TZ62K150
75	32		80	109	1/2" M12	G71AZ63K75	G71TZ63K75	G74AZ63K75	G74TZ63K75
100			100	135		G71AZ63K100	G71TZ63K100	G74AZ63K100	G74TZ63K100
125			100	160		G71AZ63K125	G71TZ63K125	G74AZ63K125	G74TZ63K125
150			120	185		G71AZ63K150	G71TZ63K150	G74AZ63K150	G74TZ63K150
75	32		80	109	1/2" M12	G71AZ48G75A	G71TZ48G75A	G74AZ48G75A	G74TZ48G75A
100	34		100	135		G71AZ48G100A	G71TZ48G100A	G74AZ48G100A	G74TZ48G100A
125	34		100	160		G71AZ48G125A	G71TZ48G125A	G74AZ48G125A	G74TZ48G125A

Direction lock also available in some sizes. Please ask your sales representative.

G7 SERIES - PLATE

Capacities: 80kg - 120kg

Description:

- Attractive sleek design with bright zinc finish.
- Double headset bearings for added strength, long life and smooth swivelling action.
- Headset seals protect bearings from dust and other foreign matter.
- Rugged glass filled nylon brake assembly.
- Colour coded pedals (Total brake - red, direction lock - green).
- Non-marking rubber and urethane wheels come standard with sealed precision bearings, which reduce rolling resistance and noise.
- These high quality, institutional castors are versatile and built to last.

G7 series is ideal for:

- Medical trolleys and equipment
- Hospital beds
- Medicine trolleys
- Food delivery trolleys
- Display and shop fitting equipment
- Commercial and domestic furniture



WHEEL DIAMETER (MM)	TREAD WIDTH (MM)	TYRE MATERIAL	LOAD CAPACITY (KG)	OVERALL HEIGHT (MM)	PLATE SIZE (MM)	HOLE CENTRES (MM)	SWIVEL	FIXED	SWIVEL + BRAKE
75	32		80	112	70 x 95	45-52 x 75	G72AZ62K75	G73AZ62K75	G72TZ62K75
100			100	138			G72AZ62K100	G73AZ62K100	G72TZ62K100
125			100	163			G72AZ62K125	G73AZ62K125	G72TZ62K125
150			120	188			G72AZ62K150	G73AZ62K150	G72TZ62K150
75	32		80	112	70 x 95	45-52 x 75	G72AZ63K75	G73AZ63K75	G72TZ63K75
100			100	138			G72AZ63K100	G73AZ63K100	G72TZ63K100
125			100	163			G72AZ63K125	G73AZ63K125	G72TZ63K125
150			120	188			G72AZ63K150	G73AZ63K150	G72TZ63K150
75	32		80	109	70 x 95	45-52 x 75	G72AZ48G75A	G73AZ48G75A	G72TZ48G75A
100	34		100	135			G72AZ48G100A	G73AZ48G100A	G72TZ48G100A
125	34		100	160			G72AZ48G125A	G73AZ48G125A	G72TZ48G125A

H6 SERIES - THREADED STEM

Capacities: 75kg - 110kg

Description:


- Precision bearings to minimise push effort required.
- Designed to protect the axle and bearings from hair/water.
- Durable urethane tread.

Ideal for applications such as:

- Medical trolleys and equipment
- Hospital beds
- Medicine trolleys
- Food delivery trolleys
- Electronic equipment
- Patient lifters
- Nursing home beds



Developed for use in medical and institutional applications.

WHEEL DIAMETER (MM)	TREAD WIDTH (MM)	TYRE MATERIAL	LOAD CAPACITY (KG)	OVERALL HEIGHT (MM)	BOLT SIZE (MM)	SWIVEL	SWIVEL + BRAKE
75	59	 Urethane	75	95	M12 x 25	H64A38K75	H64T38K75
100	66		100	127		H64A38K100	H64T38K100
125	76		110	152		H64A38K125	H64T38K125

CASTORS

i1 SERIES - PLATE

Capacities: 40kg - 120kg


Description:

- Robust, simple industrial design.
- The large diameter, single headset bearing gives strength whilst maintaining a low overall height.

Ideal for applications such as:

- Tool boxes
- Engine cranes and gearbox dollies
- Workshop equipment
- Roll pallets, trolleys, drum and floor dollies
- Vending machines and arcade games
- General materials handling equipment



WHEEL DIAMETER (MM)	TREAD WIDTH (MM)	TYRE MATERIAL	LOAD CAPACITY (KG)	OVERALL HEIGHT (MM)	PLATE SIZE (MM)	HOLE CENTRES (MM)	SWIVEL	FIXED	WHEEL BRAKE
50	19	 Nylon	40	64	SW-67 x 48 FX-69 x 44	SW-54-56 x 25 FX-54-56 x 25	I12A02G50	I13A02G50	N/A
63	23		85	78	SW-95 x 70 FX-95 x 59	SW-73-76 x 44.5 FX-73-76 x 35	I12A02G63	I13A02G63	N/A
75	25		120	94	SW-105 x 80 FX-101 x 63	SW-80-86 x 60 FX-80-86 x 35	I12A02G75	I13A02G75	I12W02G75

CASTORS

i2 SERIES - PLATE

Capacities: 55kg - 225kg


Description:

- Strong, reliable castors which have high load capacities and abrasion resistant cast iron wheels.
- The large diameter headset bearing increases strength whilst maintaining a low overall height.
- The absence of plastic components makes them ideal for high temperature applications.
- The domed wheel design reduces rolling and swivel resistance.

Ideal for applications such as:

- Industrial and mechanical equipment
- Work benches
- Dollies
- Engine hoists and jacks
- Tool boxes
- Workshop equipment
- Floor creepers
- Industrial ovens



WHEEL DIAMETER (MM)	TREAD WIDTH (MM)	TYRE MATERIAL	LOAD CAPACITY (KG)	OVERALL HEIGHT (MM)	PLATE SIZE (MM)	HOLE CENTRES (MM)	SWIVEL	FIXED
50	21	 Cast Iron	55	64	SW-68 x 48 FX-68 x 38	54 x 24	I22A16G50	I23A16G50
75	28		115	95	SW-105 x 80 FX-123 x 63	SW-86 x 60 FX-102 x 30	I22A16G75	I23A16G75
100	32		225	127	SW-130 x 102 FX-157 x 80	SW-102 x 76 FX-127 x 45	I22A16G100	I23A16G100

CASTORS

i4 SERIES - BOLT HOLE

Capacities: 80kg - 100kg

Description:

- A general purpose industrial castor which is simple, reliable and economical.
- Double headset bearings for added strength.
- Robust metal brake assembly.
- Polypropylene wheels use a plain bearing to minimise cost.
- Bright zinc finish.


Ideal for:

- General trolleys
- Dollies
- Stillages
- Heavy capacity shop fittings
- Medical equipment
- Catering equipment
- Roll pallets
- Materials handling equipment
- Warehouse and industrial applications



Refer to Page 01-32
for expanding adaptor options.



WHEEL DIAMETER (MM)	TREAD WIDTH (MM)	TYRE MATERIAL	LOAD CAPACITY (KG)	OVERALL HEIGHT (MM)	BH/ BOLT SIZE	BOLT HOLE		BOLT FITTED	
						SWIVEL	SWIVEL + BRAKE	SWIVEL	SWIVEL + BRAKE
80	32	 Polypropylene	80	108	M12	I41A00G80	I41T00G80	I44A00G80A	I44T00G80A
100	34		100	128		I41A00G100	I41T00G100	I44A00G100A	I44T00G100A

i4 SERIES - PLATE

Capacities: 80kg - 200kg

Description:

- Light industrial range with a sturdy and economical design.
- The polypropylene wheels are plain bearing to minimise cost and the grey rubber castors are fitted with precision bearings for a smooth rolling action (roller bearings for 160mm & 200mm).
- Double headset bearings for added strength.
- Robust metal brake assembly.
- Headset seals come as standard.
- Bright zinc finish.

Ideal for such uses as:

- General trolleys
- Dollies
- Stillages
- Heavy capacity shop fittings
- Medical equipment
- Catering equipment
- Roll pallets
- Materials handling equipment
- Warehouse and industrial applications



WHEEL DIAMETER (MM)	TREAD WIDTH (MM)	TYRE MATERIAL	LOAD CAPACITY (KG)	OVERALL HEIGHT (MM)	PLATE SIZE (MM)	HOLE CENTRES (MM)	SWIVEL	FIXED	SWIVEL + BRAKE
80	30	Polypropylene	80	108	100 x 80	80 x 60	I42A00G80	I43A00G80	I42T00G80
100	34		100	128			I42A00G100	I43A00G100	I42T00G100
80	32	Rubber	80	108	100 x 80	80 x 60	I42A34K80	I43A34K80	I42T34K80
100	32		100	128			I42A34K100	I43A34K100	I42T34K100
125	32		125	152			I42A34K125	I43A34K125	I42T34K125
160	40	Rubber	160	193	SW- 140 x 110 FX-146 x 107	105 x 80	I42A06R160	I43A06R160	I42T06R160H
200	50		200	232			I42A06R200	I43A06R200	I42T06R200H
100	32	Polyurethane	100	128	SW- 100 x 80 FX- 100 x 84	80 x 60	I42A64B100	I43A64B100	I42T64B100
125	32		150	152			I42A64B125	I43A64B125	I42T64B125

CASTORS

i6 SERIES - BOLT HOLE

Capacities: 90kg - 140kg

Description:

- Double headset bearings for increased strength and improved manoeuvrability.
- Headset seals and wheel caps protect and increase the lifespan of the bearings.
- Thick steel construction allows the castors to withstand high shock loads.
- All wheels come standard with bearings and wheel guards.
- Resilient rubber wheels to prevent flat-spotting.
- Non-marking, elastic rubber tyres absorb shock loads while reducing friction and operating noise.
- Equipped with double headset bearings and sealing rings to keep out dust and debris.
- Bright zinc finish.


Ideal for such uses as:

- General trolleys
- Heavy capacity shop fittings
- Medical equipment
- Catering equipment
- Pharmaceutical equipment
- Materials handling equipment
- Warehouse and industrial applications



Refer to Page 01-32
for expanding adaptor options.



WHEEL DIAMETER (MM)	TREAD WIDTH (MM)	TYRE MATERIAL	LOAD CAPACITY (KG)	OVERALL HEIGHT (MM)	BH/ BOLT SIZE	BOLT HOLE		BOLT FITTED	
						SWIVEL	SWIVEL + BRAKE	SWIVEL	SWIVEL + BRAKE
75	24		90	111	M12	I61A15R75	I61T15R75	I64A15R75	I64T15R75
100	25		140	131		I61A15R100	I61T15R100	I64A15R100	I64T15R100
125	27		140	156		I61A15R125	I61T15R125	I64A15R125	I64T15R125

i6 SERIES - PLATE

Capacities: 90kg - 140kg


Description:

- Double headset bearings for increased strength and improved manoeuvrability.
- Headset seals and wheel caps protect and increase the lifespan of the bearings.
- Thick steel construction allows the castors to withstand high shock loads.
- All wheels come standard with bearings and wheel guards.
- Resilient rubber wheels to prevent flat-spotting.
- Non-marking, elastic rubber tyres absorb shock loads while reducing friction and operating noise.
- Equipped with double headset bearings and sealing rings to keep out dust and debris.
- Bright zinc finish.

Ideal for such uses as:

- General trolleys
- Heavy capacity shop fittings
- Medical equipment
- Catering equipment
- Pharmaceutical equipment
- Materials handling equipment
- Warehouse and industrial application



WHEEL DIAMETER (MM)	TREAD WIDTH (MM)	TYRE MATERIAL	LOAD CAPACITY (KG)	OVERALL HEIGHT (MM)	PLATE SIZE (MM)	HOLE CENTRES (MM)	SWIVEL	FIXED	SWIVEL + BRAKE
75	24	 Rubber	90	113	SW: 98x79 FX: 103 x 86	75-78x60	I62A15R75	I63A15R75	I62T15R75
100	25		140	133			I62A15R100	I63A15R100	I62T15R100
125	27		140	155			I62A15R125	I63A15R125	I62T15R125

CASTORS

i3 SERIES - PLATE

Capacities: 130kg - 230kg

Description:

- Double headset bearings for increased strength and improved manoeuvrability.
- Headset seals and wheel caps protect and increase the life span of the bearings.
- Thick steel construction allows the castors to withstand high shock loads.
- All wheels come standard with double precision bearings and wheel guards.

Ideal for such uses as:

- General trolleys
- Heavy capacity shop fittings
- Medical equipment
- Catering equipment
- Pharmaceutical equipment
- Materials handling equipment
- Warehouse and industrial applications

NEW



Reflex Rubber[™]

WHEEL DIAMETER (MM)	TREAD WIDTH (MM)	TYRE MATERIAL	LOAD CAPACITY (KG)	OVERALL HEIGHT (MM)	PLATE SIZE (MM)	HOLE CENTRES (MM)	SWIVEL	FIXED	SWIVEL + BRAKE
80	35	Nylon	130	108	105 x 85	80 x 60	I32AZ48K80	I33AZ48K80	I32TZ48K80
100	35		230	128			I32AZ48K100	I33AZ48K100	I32TZ48K100
125	35		250	155			I32AZ48K125	I33AZ48K125	I32TZ48K125
80	30	Reflex Rubber	130	108	105 x 85	80 x 60	I32AZ47K80	I33AZ47K80	I32TZ47K80
100	34		170	128			I32AZ47K100	I33AZ47K100	I32TZ47K100
125	33		200	155			I32AZ47K125	I33AZ47K125	I32TZ47K125
80	34	Urethane	130	108	105 x 85	80 x 60	I32AZ50K80	I33AZ50K80	I32TZ50K80
100	34		230	128			I32AZ50K100	I33AZ50K100	I32TZ50K100
125	34		250	155			I32AZ50K125	I33AZ50K125	I32TZ50K125

CASTORS

CASTORS

J2 SERIES PLATE

Capacities: 200kg - 455kg




Medium / Heavy Industrial

- Dust sealing rings to increase the life of the bearings.
- Heavy duty fabricated construction allows castor to withstand high impact loads.
- Available with nylon, cast iron, non-marking resilient rubber, urethane and urethane on cast iron.
- Grease nipple to headset bearings.
- All wheels come with precision bearings.
- Robust brake assembly with adjustable brake.



Suitable for a wide range of applications including;

- General and stock picking trolleys
- Dollies and stillages,
- Catering and industrial laundry equipment.

WHEEL DIAMETER (MM)	TREAD WIDTH (MM)	TYRE MATERIAL	LOAD CAPACITY (KG)	OVERALL HEIGHT (MM)	PLATE SIZE (MM)	HOLE CENTRES (MM)	SWIVEL	FIXED	SWIVEL + BRAKE
100	50	 Cast Iron	320	144	114 x 100	76-92 x 76-67	J22AZ82K100A	J23AZ82K100A	J22TZ82K100A
125			410	165			J22AZ82K125A	J23AZ82K125A	J22TZ82K125A
150			410	191			J22AZ82K150A	J23AZ82K150A	J22TZ82K150A
200			455	241			J22AZ82K200A	J23AZ82K200A	J22TZ82K200A
100	43	 Rubber	200	144	114 x 100	76-92 x 76-67	J22AZ83K100A	J23AZ83K100A	J22TZ83K100A
125			240	165			J22AZ83K125A	J23AZ83K125A	J22TZ83K125A
150			300	191			J22AZ83K150A	J23AZ83K150A	J22TZ83K150A
200			400	241			J22AZ83K200A	J23AZ83K200A	J22TZ83K200A
100	43	 Urethane	280	144	114 x 100	76-92 x 76-67	J22AZ84K100A	J23AZ84K100A	J22TZ84K100A
125			340	165			J22AZ84K125A	J23AZ84K125A	J22TZ84K125A
150			410	191			J22AZ84K150A	J23AZ84K150A	J22TZ84K150A
200			455	241			J22AZ84K200A	J23AZ84K200A	J22TZ84K200A
100	43	 Urethane on Cast Iron	320	144	114 x 100	76-92 x 76-67	J22AZ85K100A	J23AZ85K100A	J22TZ85K100A
125			410	165			J22AZ85K125A	J23AZ85K125A	J22TZ85K125A
150			410	191			J22AZ85K150A	J23AZ85K150A	J22TZ85K150A
200			455	241			J22AZ85K200A	J23AZ85K200A	J22TZ85K200A
100	47	 Nylon	320	144	114 x 100	76-92 x 76-67	J22AZ87K100A	J23AZ87K100A	J22TZ87K100A
125			410	165			J22AZ87K125A	J23AZ87K125A	J22TZ87K125A
150			410	191			J22AZ87K150A	J23AZ87K150A	J22TZ87K150A
200			455	241			J22AZ87K200A	J23AZ87K200A	J22TZ87K200A

WHEELS

CONVEYORS

TROLLEYS & STRAPS

STORAGE & BOXES

ABRASIVES & WIRE BRUSHES

HAND TOOLS

SPRAYERS

KEY STEEL & SHIM

LIGHTING

OIL CANS & REDUCTEUR

CASTORS

J3 SERIES PLATE

Capacities: 200kg - 455kg

Medium / Heavy Industrial

- Dust sealing rings to increase the life of the bearings.
- Heavy duty fabricated construction allows castor to withstand high impact loads.
- Available with nylon, cast iron, non-marking resilient rubber, urethane and urethane on cast iron wheels.
- Grease nipple to headset bearings.
- All wheels come with precision bearings.
- Robust brake assembly with adjustable brake.



Suitable for a wide range of applications including;

- General and stock picking trolleys,
- Dollies and stillages,
- Catering and industrial laundry equipment etc.

WHEEL DIAMETER (MM)	TREAD WIDTH (MM)	TYRE MATERIAL	LOAD CAPACITY (KG)	OVERALL HEIGHT (MM)	PLATE SIZE (MM)	HOLE CENTRES (MM)	SWIVEL	FIXED	SWIVEL + BRAKE
100	50		320	144	129 x 116	105 x 80	J32AZ82K100	J33AZ82K100	J32TZ82K100
125			410	165			J32AZ82K125	J33AZ82K125	J32TZ82K125
150			410	191			J32AZ82K150	J33AZ82K150	J32TZ82K150
200			455	241			J32AZ82K200	J33AZ82K200	J32TZ82K200
100	43		200	144	129 x 116	105 x 80	J32AZ83K100	J33AZ83K100	J32TZ83K100
125			240	165			J32AZ83K125	J33AZ83K125	J32TZ83K125
150			300	191			J32AZ83K150	J33AZ83K150	J32TZ83K150
200			400	241			J32AZ83K200	J33AZ83K200	J32TZ83K200
100	43		280	144	129 x 116	105 x 80	J32AZ84K100	J33AZ84K100	J32TZ84K100
125			340	165			J32AZ84K125	J33AZ84K125	J32TZ84K125
150			410	191			J32AZ84K150	J33AZ84K150	J32TZ84K150
200			455	241			J32AZ84K200	J33AZ84K200	J32TZ84K200
100	43		320	144	129 x 116	105 x 80	J32AZ85K100	J33AZ85K100	J32TZ85K100
125			410	165			J32AZ85K125	J33AZ85K125	J32TZ85K125
150			410	191			J32AZ85K150	J33AZ85K150	J32TZ85K150
200			455	241			J32AZ85K200	J33AZ85K200	J32TZ85K200
100	47		320	144	129 x 116	105 x 80	J32AZ87K100	J33AZ87K100	J32TZ87K100
125			410	165			J32AZ87K125	J33AZ87K125	J32TZ87K125
150			410	191			J32AZ87K150	J33AZ87K150	J32TZ87K150
200			455	241			J32AZ87K200	J33AZ87K200	J32TZ87K200

CASTORS

J7 SERIES PLATE

Capacities: 500kg - 1200kg

Description:

- The J7 Range is suitable for a variety of heavy duty applications in waste bin, mining, construction, military, airports, warehousing and many other industries.
- 5/8" High tensile axle bolt to handle high impact loads.
- Heavy duty fabricated construction with double welded fork for an extremely strong and durable castor.
- Enlarged top plate holes for speedier installation.
- Excellent head seal to prevent the ingress of dust and grit.

Ideal for:

- Waste Bins
- Mobile Work Benches
- Heavy Machinery



WHEEL	TREAD WIDTH (MM)	TYRE MATERIAL	LOAD CAPACITY (KG)	OVERALL HEIGHT (MM)	PLATE SIZE (MM)	HOLE CENTRES (MM)	SWIVEL	FIXED	SWIVEL + BRAKE
150	50	 Cast Iron (Plain Bearing)	500	194	178 x 102	152 x 76	J72AZ82G150	J73AZ82G150	J72TZ82G150
150	43	 Urethane on Cast Iron	600	194	178 x 102	152 x 76	J72AZ85K150	J73AZ85K150	J72TZ85K150
200			700	248			J72AZ85K200	J73AZ85K200	J72TZ85K200
150	40	 HD Urethane on Cast Iron	800	194	178 x 102	152 x 76	J72AZ150PT15	J73AZ150PT15	J72TZ150PT15
200			1200	248			J72AZ200PT15	J73AZ200PT15	J72TZ200PT15

TG SERIES - PLATE

Capacities: 535kg - 600kg

Description:

- Double headset bearings for smooth swivelling action with hardened raceway for added strength.
- Heavy duty fabricated construction allows castor to withstand high impact loads.
- Available in rubber on cast iron, urethane on cast iron and cast iron wheels.
- Robust brake assembly.

Suitable for a wide range of heavy duty applications including;

- General and stock picking trolleys,
- Dollies and stillages,
- Catering and industrial laundry equipment etc.



WHEEL DIAMETER (MM)	TREAD WIDTH (MM)	TYRE MATERIAL	LOAD CAPACITY (KG)	OVERALL HEIGHT (MM)	PLATE SIZE (MM)	HOLE CENTRES (MM)	SWIVEL	FIXED	SWIVEL + BRAKE
150	48	 Rubber	535	190	130 x 105	105 x 80	TSG150RU15	TFG150RU15	TSG150RU15L
200				241			TSG200RU15	TFG200RU15	TSG200RU15L
150	45	 Cast Iron	600	190	130 x 105	105 x 80	TSG150CI15	TFG150CI15	N/A
200				241			TSG200CI15	TFG200CI15	N/A
150	45	 Urethane on Cast Iron	600	190	130 x 105	105 x 80	TSG150PT15	TFG150PT15	TSG150PT15L
200				241			TSG200PT2H	TFG200PT2H	TSG200PT2HL

TH SERIES - PLATE

Capacities: 900kg - 1500kg

Extra Heavy Industrial

- The kingpinless swivel has a heavy duty forged steel top plate joined to an outer swivel ring by a full complement ball race running in hardened tracks.
- Heavy duty fabricated construction allows castor to withstand high impact loads.
- The closed head ring creates a grease reservoir preventing the escape of the headrace lubricants.
- Robust brake assembly.

Suitable for a wide range of heavy duty applications including;

- Heavy machinery,
- Dollies and stillages,
- Gantries, mobile work benches,
- Ship yards,
- Mining etc.



WHEEL DIAMETER (MM)	TREAD WIDTH (MM)	TYRE MATERIAL	LOAD CAPACITY (KG)	OVERALL HEIGHT (MM)	PLATE SIZE (MM)	HOLE CENTRES (MM)	SWIVEL	FIXED	SWIVEL + BRAKE
150	45	Cast Iron	910	202	SW-150 x 110 FX-150 x 115	105 x 60-80	TSH150CI15	TFH150CI15	N/A
200	45		1150	252			TSH200CI15	TFH200CI15	N/A
150	57	Urethane on Cast Iron	900	202	SW-150 x 110 FX-150 x 115	105 x 60-80	TSH15050PT2	TFH15050PT2	TSH15050PT2F
200	50		1100	252			TSH200PT2H	TFH200PT2H	TSH200PT2HF
250	57		1500	303			TSH250PT2A	TFH250PT2A	TSH250PT2AF

CASTORS

X1 SERIES - PLATE

Super Heavy Industrial

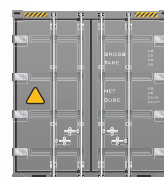
- Kingpinless swivel.
- The top plate is made from 3/8" AISI 1045 heat treated steel.
- Heavy duty fabricated construction allows castor to withstand high impact loads.
- The frames are welded inside and out to increase strength and life span.
- 3/4" axle.
- Zinc plated finish.

Capacities: 2000kg

Suitable for a wide range of heavy duty applications including:


- Heavy machinery
- Dollies and stillages
- Gantries
- Mobile work benches
- Mining, military and airport applications etc

NEW Twist Locks



TWISTLOCK now available to suit X1 series and make your containers mobile.

- Add Twistlock and X1 castors to containers for easy movement.
- Requires welding
- Load capacity dependant on X1 castor used.
- **CODE: TWISTLOCK**

WHEEL DIAMETER (MM)	TREAD WIDTH (MM)	TYRE MATERIAL	LOAD CAPACITY (KG)	OVERALL HEIGHT (MM)	PLATE SIZE (MM)	HOLE CENTRES (MM)	SWIVEL	FIXED	SWIVEL + BRAKE
203	75		2000	267	SW-184 x 133 FX-184 x 127	133-156 x 86-105	X12A91K200A	X13A91K200A	X12T91K200A
254	75		2000	318			X12A91K250A	X13A91K250A	X12T91K250A
305	75		2000	394			X12A91K300A	X13A91K300A	N/A

SPECIALTY CASTORS

G7 SERIES - BOLT HOLE - STAINLESS

Capacities: 80kg - 100kg

Description:




- Attractive sleek design.
- Double headset bearings for added strength, long life and smooth swivelling action.
- Headset seals and wheel guards protect bearings from dust and other foreign matter.
- Rugged glass filled nylon brake assembly.
- Non-marking rubber and urethane wheels come as standard with stainless steel precision bearings, which reduce rolling resistance and noise.
- These high quality institutional castors are versatile and built to last.

Ideal for:

- Medical trolleys and equipment
- Hospital beds
- Medicine trolleys
- Food delivery trolleys
- Display and shop fitting equipment
- Commercial and domestic furniture



Refer to Page 01-32 for expanding adaptor options.

WHEEL DIAMETER (MM)	TREAD WIDTH (MM)	TYRE MATERIAL	LOAD CAPACITY (KG)	OVERALL HEIGHT (MM)	BH/ BOLT SIZE	BOLT HOLE		BOLT FITTED	
						SWIVEL	SWIVEL + BRAKE	SWIVEL	SWIVEL + BRAKE
75	32		80	111	1/2" M12	G71AS62K75	G71TS62K75	G74AS62K75A	G74TS62K75A
100			100	135		G71AS62K100	G71TS62K100	G74AS62K100A	G74TS62K100A
125			100	161		G71AS62K125	G71TS62K125	G74AS62K125A	G74TS62K125A
75	32		80	111	1/2" M12	G71AS63K75	G71TS63K75	G74AS63K75A	G74TS63K75A
100			100	135		G71AS63K100	G71TS63K100	G74AS63K100A	G74TS63K100A
125			100	161		G71AS63K125	G71TS63K125	G74AS63K125A	G74TS63K125A
75	32		80	111	1/2" M12	G71AS48G75	G71TS48G75	G74AS48G75A	G74TS48G75A
100	34		100	135		G71AS48G100	G71TS48G100	G74AS48G100A	G74TS48G100A
125	34		100	161		G71AS48G125	G71TS48G125	G74AS48G125A	G74TS48G125A

CASTORS

G7 SERIES - PLATE - STAINLESS

Capacities: 80kg - 100kg

Description:

- Attractive sleek design.
- Double headset bearings for added strength, long life and smooth swivelling action.
- Headset seals and wheel guards protect bearings from dust and other foreign matter.
- Rugged glass filled nylon brake assembly.
- Non-marking rubber and urethane wheels come as standard with stainless steel precision bearings.
- These high quality institutional castors are versatile and built to last.

Ideal for:

- Medical trolleys and equipment
- Hospital beds
- Medicine trolleys
- Food delivery trolleys
- Display and shop fitting equipment
- Commercial and domestic furniture



WHEEL DIAMETER (MM)	TREAD WIDTH (MM)	TYRE MATERIAL	WEIGHT CAPACITY (KG)	OVERALL HEIGHT (MM)	PLATE SIZE (MM)	HOLE CENTRE (MM)	SWIVEL	FIXED	SWIVEL + BRAKE
75	30		80	107	70 x 95	45-52 x 75	G72AS62K75	G73AS62K75	G72TS62K75
100			100	135			G72AS62K100	G73AS62K100	G72TS62K100
125			100	161			G72AS62K125	G73AS62K125	G72TS62K125
75	30		80	107	70 x 95	45-52 x 75	G72AS63K75	G73AS63K75	G72TS63K75
100			100	135			G72AS63K100	G73AS63K100	G72TS63K100
125			100	161			G72AS63K125	G73AS63K125	G72TS63K125
75	32		80	107	70 x 95	45-52 x 75	G72AS48G75	G73AS48G75	G72TS48G75
100			100	135			G72AS48G100	G73AS48G100	G72TS48G100
125			100	161			G72AS48G125	G73AS48G125	G72TS48G125

SPECIALTY CASTORS

CASTORS

S5 SERIES - PLATE - STAINLESS

Capacities: 150kg - 230kg

Description:

- These stainless steel castors are have been developed for use in such applications as medical, institutional and food preparation.
- Stainless steel roller bearings standard on all wheels.
- Made from high quality grade 304 stainless steel.
- They come equipped with shielded double headset bearings for a smooth swivelling action.
- Ideal for use in environments where they will be exposed to cleaning agents, moisture, steam and caustic or other corrosive chemicals.

Ideal for:

- Medical trolleys and equipment
- Hospital beds
- Medicine trolleys
- Food delivery trolleys
- Food prep areas
- Pharmeceutical equipment



WHEEL DIAMETER (MM)	TREAD WIDTH (MM)	TYRE MATERIAL	LOAD CAPACITY (KG)	OVERALL HEIGHT (MM)	PLATE SIZE (MM)	HOLE CENTRES (MM)	SWIVEL	FIXED	SWIVEL + BRAKE
100	35	Nylon	220	128	100 x 85	60 x 80	S52AS48R100	S53AS48R100	S52TS48R100
125	40		230	155			S52AS48R125	S53AS48R125	S52TS48R125
100	33	Urethane	220	128	100 x 85	60 x 80	S52AS50R100	S53AS50R100	S52TS50R100
125	35		230	155			S52AS50R125	S53AS50R125	S52TS50R125

WHEELS

CONVEYORS

TROLLEYS & STRAPS

STORAGE & BOXES

ABRASIVES & WIRE BRUSHES

HAND TOOLS

SPRAYERS

KEY STEEL & SHIM

LIGHTING

OIL CANS & REDUCTEUR

HIGH TEMPERATURE CASTORS ZINC AND STAINLESS STEEL

Capacities: 160kg

Manufactured in Italy

- Extremely hard wearing, they roll well even on relatively soft surfaces and will not mark floors.
- Resistant to water, most solvents, oils, acids, chemicals and has excellent fire-smoke toxicity properties.
- Certified for use in the food industry and for any oven application requiring continuous exposure to temperatures up to +280°C with peaks of + 300°.
- Permanent lubrication approved by FDA-USDA for contact with foods.
- Computerised control of swivel head double ball race and assembling tolerances assures perfect swivelling without locking point.
- RoHS - REACH compliant.

Ideal for:

- Use in freezers, they can be exposed to temperatures as low as -40°C and are resistant to thermal shock due to rapidly rising or falling temperatures.



ZINC

WHEEL DIAMETER (MM)	TREAD WIDTH (MM)	TYRE MATERIAL	LOAD CAPACITY (KG)	OVERALL HEIGHT (MM)	PLATE SIZE (MM)	HOLE CENTRES (MM)	PRODUCT CODE
100	35	Synthetic Monolithic	160	131	100X85	80X60	S32AZSTW100

STAINLESS STEEL

WHEEL DIAMETER (MM)	TREAD WIDTH (MM)	TYRE MATERIAL	LOAD CAPACITY (KG)	OVERALL HEIGHT (MM)	PLATE SIZE (MM)	HOLE CENTRES (MM)	PRODUCT CODE
100	35	Synthetic Monolithic	160	131	100 X 85	80 X 60	S32ASSTW100

SPECIALTY CASTORS

CASTORS

PNEUMATICS CASTORS



Capacities: 140kg - 180kg

- Perfect for use on uneven or unsealed ground.
- 4 ply tyres.
- Ball bearing wheels.
- Rugged welded steel construction with fully hardened double headset bearing

WHEEL DIAMETER (MM)	TREAD WIDTH (MM)	TYRE MATERIAL (MM)	LOAD CAPACITY (KG)	OVERALL HEIGHT (MM)	PLATE SIZE (MM)	HOLE CENTRES (MM)	SWIVEL	FIXED
200	60		140	246	114 x 102	76-92 x 73-64	J32A98B200	J33A98B200
250	80		180	307	114 x 102	6-92 x 73-64	J32A98B250	J33A98B250
200	60		100	246	114 x 102	76-92 x 73-64	J32A99B200	J33A99B200
250	80		125	307	114 x 102	6-92 x 73-64	J32A99B250	J33A989B250

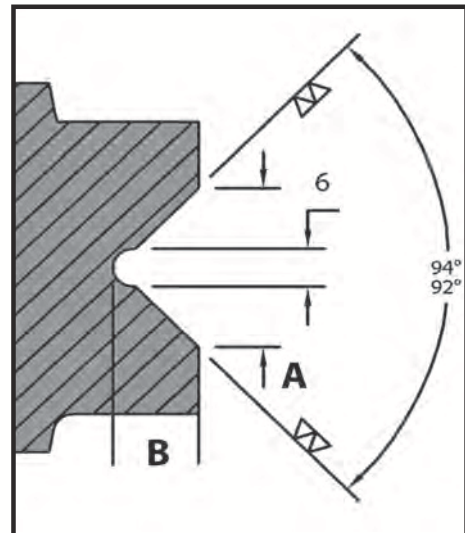
V-GROOVE CASTORS

Cast Iron V-Groove

- Heavy duty fabricated construction allows castor to withstand high impact loads.
- All wheels come with precision bearings.



Capacities: 360kg - 480kg



WHEEL SIZE	A	B
100mm	25mm	12.5mm
150mm	32mm	16mm

WHEEL DIAMETER (MM)	TREAD WIDTH (MM)	TYRE MATERIAL	LOAD CAPACITY (KG)	OVERALL HEIGHT (MM)	PLATE SIZE (MM)	HOLE CENTRES (MM)	PRODUCT CODE
100	46	Cast Iron	360	144	135 x 110	105 x 80	J33AZV82K100A
150	46		480	191	135 x 110	105 x 80	J33AZV82K150A

WHEELS

CONVEYORS

TROLLEYS & STRAPS

STORAGE & BOXES

ABRASIVES & WIRE BRUSHES

HAND TOOLS

SPRAYERS

KEY STEEL & SHIM

LIGHTING

OIL CANS & REDUCTEUR

CASTORS

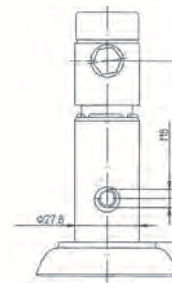
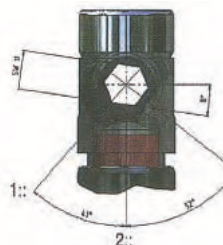
CENTRAL LOCKING CASTORS

Capacities: 100kg - 110kg



STANDARD CAM

- 1: Dir Lock 52 degree ACW
- 2: Free Swivel Horizontal
- 3: Total Lock 41 degree CW



(White plastic covers available on request)

WHEEL DIAMETER (MM)	TREAD WIDTH (MM)	TYRE MATERIAL	LOAD CAPACITY (KG)	OVERALL HEIGHT (MM)	TOTAL LOCK	TOTAL & DIRECTIONAL LOCK
125	31	 TP Rubber	100	158	H35Q34K125	H35R34K125
150	31		110	184	H35Q34K150	H35R34K150
125	31	 Urethane	100	158	H35Q35K125	H35R35K125
150	31		110	184	H35Q35K150	H35R35K150

ACCESSORIES

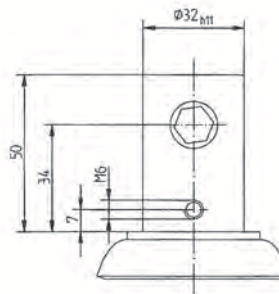
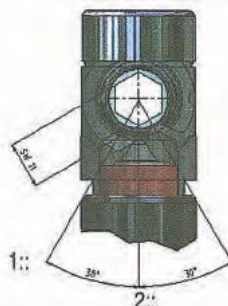


Transmission Blocks with either single or double grub screw locks.

Left and right pedals in either straight or bent configuration.



SHORT STEM (AVAILABLE ON REQUEST)



- 1: Dir Lock 52 degree ACW
- 2: Free Swivel Horizontal
- 3: Total Lock 41 degree CW

SPECIALTY CASTORS

CASTORS

WHEELS

CONVEYORS

TROLLEYS & STRAPS

STORAGE & BOXES

ABRASIVES & WIRE BRUSHES

HAND TOOLS

SPRAYERS

KEY STEEL & SHIM

LIGHTING

OIL CANS & REDUCTEUR

SCAFFOLD CASTORS

Capacities: 200kg - 900kg

- High quality Revvo castors designed specifically for scaffold applications.
- 200mm diameter castors are certified to meet Australian and New Zealand Standard AS/NZS1576.2 2009.
- Custom pintles can be designed and manufactured to meet individual requirements.



SCAF125PN-R24


- Zinc plated for a long service life.
- Hard wearing polyurethane tyred nylon wheel.
- 200mm diameter castors are marked with safe working load capacity.
- Threaded stem castor fitted with total lock brake.



SCAF200PNGST1S

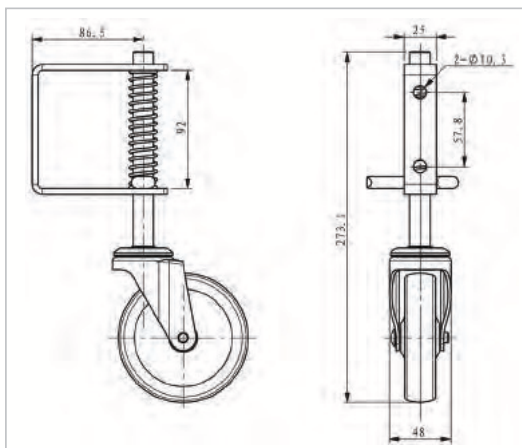


SCAF200PNGTS

WHEEL DIAMETER (MM)	TREAD WIDTH (MM)	TYRE MATERIAL	BEARING TYPE	LOAD CAPACITY (KG)	OVERALL HEIGHT (MM)	BRAKE TYPE	MOUNTING	PRODUCT CODE
125	35	 Urethane	Plain	200	160	Wheel	Expanding nylon pintle 42.5mm to suit alloy tube: 50.8mm x 2.6mm wall and 50mm x 3.0mm wall	SCAF125PN-R24
200	50		Plain	750	240	Total	Adjustable mounting socket suits min tube ID 37mm, max tube OD with spacers 52mm	SCAF200PNGTS
200	50		Plain	900	240	Wheel	Solid pintle 150mm x 27mm	SCAF200PNGST1S

SPRING LOADED GATE CASTOR

Capacities: 57kg

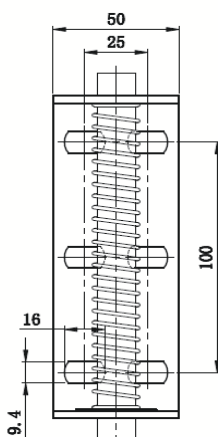


- Spring loaded bracket attaches to gates and fences.
- Hard rubber wheel with metal caster stem and universal mount.

LOAD CAPACITY (KG)	DIMENSIONS (MM)	MOUNTING	WHEEL DIAMETER (MM)	WHEEL MATERIAL	PRODUCT CODE
57	See Diagram	Spring Loaded Bracket	100	Hard Rubber	9785GATE

LARGE GATE CASTOR

Capacities: 100kg



- Spring loaded heavy duty gate castor with bracket that attaches to gates and fences.
- Hard rubber wheel with metal caster stem and universal mount.

LOAD CAPACITY (KG)	DIMENSIONS (L/W/H) (MM)	MOUNTING	WHEEL DIAMETER (MM)	WHEEL MATERIAL	PRODUCT CODE
100	366 X 142 X 59mm	Spring Loaded Bracket	125	Hard Rubber	15902

HIDDEN CASTOR

Capacities: 50kg




- Recessed design allows for minimum overall height.
- Ideal for furniture

LOAD CAPACITY (KG)	DIMENSIONS (MM)	MOUNTING	WHEEL DIAMETER (MM)	WHEEL MATERIAL	PRODUCT CODE
50	45 x 30	Steel/Plastic	17.8	Nylon	15004

L SHAPE - CORNER BUFFER

- Fitted to mobile equipment to protect walls and furnishings when using the equipment internally.
- Robust plastic body to cushion impact and ensure durability.
- Reinforced metal bolt holes for a strong fit.
- Ideal for hospitals, nursing homes and offices etc.



LENGTH (MM)	THICKNESS (MM)	PRODUCT CODE
100	21	BUFFER100X100

ROTARY - BUFFER



Protects walls & furnishings when using mobile equipment internally.

- Strong air filled plastic shell.
- Designed to rotate along contact surface, reducing impact.
- Suits 1" OD round tube.
- Ideal for hospitals, nursing homes and offices etc.

DIAMETER (MM)	THICKNESS (MM)	BORE ID	PRODUCT CODE
125	49	1" RND	BUFF4R25

FLOOR LOCKS

Floor locks are for use where conventional castor brakes cannot provide sufficient braking force. Also suitable for use with pneumatic wheels where brakes are normally not an option.

- Heavy duty industrial strength construction.
- Non-slip rubber pad holds securely on smooth floors.
- Durable high compression spring for heavy loads.
- Attractive zinc plated finish on FL locks and black painted finish on TLCH.



EXTENDED HEIGHT (MM)	RETRACTED HEIGHT (MM)	PLATE SIZE (MM)	HOLE CENTRES (MM)	PRODUCT CODE
208	163.5	152X114	127X63.5	TLCH
149	125	114X102	77-92X67-76	FL4
169	141	114X102	77-92X67-76	FL5
197	169	114X102	77-92X67-76	FL6
247	219	114X102	77-92X67-76	FL8

EXPANDING ADAPTORS

Expanding adaptors are used in conjunction with bolt hole castors to allow you to fit the castor to the end of round or square tubing. You simply screw the adaptor onto the threaded bolt protruding from the top of the castor, insert it into the tubing and then turn the bolt. As you turn the bolt, it compresses the adaptor towards the head of the castor. This forces the adaptor to expand inside the tube, holding the castor in place.


- A low cost and reliable way of fitting castors to tubing.
- Great for light duty trolleys and equipment.
- Able to suit round tubing from 16mm-32mm.
- Able to suit square tubing from 19mm - 32mm.
- Able to suit either M12 or M10 bolts.
- Available in adaptor and bolt kits or the adaptors only.



SUIT TUBE ID	TUBE ID RANGE	TUBE SHAPE	THREAD SIZE	ADAPTOR CODE	ADAPTOR + BOLT CODE
16mm	16.0-17.0 mm	Round	M10	A10R16A	A10R16SETA
19mm	18.5-21.0 mm	Round	M10	A10R19A	A10R19SETA
22mm	21.5-24.0 mm	Round	M10	A10R22A	A10R22SETA
27mm	26.5-28.0 mm	Round	M10	A10R27A	A10R27SETA
19mm	18.5-21.0 mm	Square	M10	A10S19A	A10S19SETA
22mm	21.5-24.0 mm	Square	M10	A10S22A	A10S22SETA
27mm	26.5-28.0 mm	Square	M10	A10S27A	A10S27SETA
19mm	18.5-21.0 mm	Round	M12	A12R19A	A12R19SETA
22mm	21.5-24.0 mm	Round	M12	A12R22A	A12R22SETA
27mm	26.5-28.0 mm	Round	M12	A12R27A	A12R27SETA
19mm	18.5-21.0 mm	Square	M12	A12S19A	A12S19SETA
22mm	21.5-24.0 mm	Square	M12	A12S22A	A12S22SETA
27mm	26.5-28.0 mm	Square	M12	A12S27A	A12S27SETA

GAS SPRINGS

Bansbach gas springs are custom made to order in Germany.



EHI Australia is the distributor for Bansbach easylift gas springs. Bansbach gas springs are manufactured out of the highest quality, environmentally friendly materials. These precision made products are used throughout the aerospace industry as well as in medical equipment and furniture. For more information go to > www.bansbach.com <.

SECTION CONTENTS

WHEELS - POLYPROPYLENE	02-34
WHEELS - NYLON	02-34
WHEELS - GREY RUBBER	02-34
WHEELS - ELASTIC RUBBER	02-35
WHEELS - RUBBER on CAST IRON.....	02-35
WHEELS - POLYURETHANE	02-36
WHEELS - URETHANE ON CAST IRON	02-36
WHEELS - CAST IRON	02-37
V-GROOVE WHEELS	02-37
HIGH TEMPERATURE WHEEL.....	02-37
WHEELS - GENERAL PURPOSE	02-38
WHEELS - STAINLESS BEARINGS.....	02-38
PNEUMATICS - NYLON RIMS	02-39
PNEUMATICS - STEEL RIMS - OFFSET.....	02-39
FOAM FILLED - PUNCTURE PROOF	02-40
PNEUMATICS - PUNCTURE PROOF	02-40
PNEUMATICS - RED STEEL RIMS.....	02-41
PNEUMATICS - TYRES & TUBES	02-42
ADJUSTABLE AXLE KITS.....	02-43
AXLE CAPS	02-43
PNEUMATIC WHEEL REDUCING BUSHES.....	02-43



02 WHEELS

CASTORS

CONVEYORS

TROLLEYS
& STRAPS

STORAGE
& BOXES

ABRASIVES &
WIRE BRUSHES

HAND TOOLS

SPRAYERS

KEY STEEL &
SHIM

LIGHTING

OIL CANS &
REDUCTEUR

WHEELS

WHEELS - POLYPROPYLENE



DIAMETER (MM)	HUB (MM)	TREAD (MM)	BORE ID / BUSH ID	LOAD CAPACITY (KG)	BEARING	PART NUMBER
80	38	30	12mm / 8mm	80	Plain	W00G80
100	38	34	12mm / 8mm	100	Plain	W00G100

WHEELS - NYLON



DIAMETER (MM)	HUB (MM)	TREAD (MM)	BORE ID	LOAD CAPACITY (KG)	BEARING	PART NUMBER
80	49	35	8mm	130	Precision	W48K80Z-8
100	50	35	10mm	230	Precision	W48K100Z-10
125	50	35	10mm	250	Precision	W48K125Z-10



DIAMETER (MM)	HUB (MM)	TREAD (MM)	BORE ID / BUSH ID	LOAD CAPACITY (KG)	BEARING	PART NUMBER
100	58	47	20mm / 12mm	400	Precision	W87K100
125	58	47	20mm / 12mm	450	Precision	W87K125
150	58	47	20mm / 12mm	500	Precision	W87K150
200	58	47	20mm / 12mm	550	Precision	W87K200

WHEELS - GREY RUBBER



DIAMETER (MM)	HUB (MM)	TREAD (MM)	BORE ID / BUSH ID	LOAD CAPACITY (KG)	BEARING	PART NUMBER
160	59	40	20mm / 12mm	160	Roller	W06R160
200	59	50	20mm / 12mm	200	Roller	W06R200



DIAMETER (MM)	HUB (MM)	TREAD (MM)	BORE ID	LOAD CAPACITY (KG)	BEARING	PART NUMBER
80	38	32	8mm	80	Precision	W34K80
100	38	32	8mm	100	Precision	W34K100
125	48	32	10mm	100	Precision	W34K125

WHEELS

WHEELS - GREY RUBBER (CONT'D)



DIAMETER (MM)	HUB (MM)	TREAD (MM)	BORE ID	LOAD CAPACITY (KG)	BEARING	PART NUMBER
75	38	32	10mm	80	Precision	W62K75-10
100	38	32	10mm	100	Precision	W62K100-10
125	38	32	10mm	100	Precision	W62K125-10
150	38	32	10mm	120	Precision	W62K150-10

WHEELS - ELASTIC RUBBER



DIAMETER (MM)	HUB (MM)	TREAD (MM)	BORE ID / BUSH ID	LOAD CAPACITY (KG)	BEARING	PART NUMBER
75	48	24	12mm/ 8mm	90	Roller	W15R75
100	50	25	12mm/ 8mm	140	Roller	W15R100
125	50	27	12mm/ 8mm	140	Roller	W15R125



DIAMETER (MM)	HUB (MM)	TREAD (MM)	BORE ID	LOAD CAPACITY (KG)	BEARING	PART NUMBER
80	49	30	8mm	130	Precision	W47K80Z-8
100	50	34	10mm	170	Precision	W47K100Z-10
125	50	33	10mm	200	Precision	W47K125Z-10



DIAMETER (MM)	HUB (MM)	TREAD (MM)	BORE ID / BUSH ID	LOAD CAPACITY (KG)	BEARING	PART NUMBER
100	58	43	20mm/ 12mm	200	Precision	W83K100
125	58	43	20mm/ 12mm	240	Precision	W83K125
150	58	43	20mm/ 12mm	300	Precision	W83K150
200	58	43	20mm / 12mm	400	Precision	W83K200

WHEELS - RUBBER ON CAST IRON



DIAMETER (MM)	HUB (MM)	TREAD (MM)	BORE ID	LOAD CAPACITY (KG)	BEARING	PART NUMBER
150	59	48	20mm	370	Roller	W150X60RU15
200	59	48	20mm	535	Roller	W200X60RU15

WHEELS

WHEELS - POLYURETHANE



DIAMETER (MM)	HUB (MM)	TREAD (MM)	BORE ID	LOAD CAPACITY (KG)	BEARING	PART NUMBER
75	38	32	10mm	80	Precision	W63K75-10
100	38	32	10mm	100	Precision	W63K100-10
125	38	32	10mm	100	Precision	W63K125-10
150	38	32	10mm	120	Precision	W63K150-10



DIAMETER (MM)	HUB (MM)	TREAD (MM)	BORE ID	LOAD CAPACITY (KG)	BEARING	PART NUMBER
80	49	34	8mm	130	Precision	W50K80Z-8
100	50	34	10mm	230	Precision	W50K100Z-10
125	50	34	10mm	250	Precision	W50K125Z-10



DIAMETER (MM)	HUB (MM)	TREAD (MM)	BORE ID / BUSH ID	LOAD CAPACITY (KG)	BEARING	PART NUMBER
100	58	43	20mm/ 12mm	280	Precision	W84K100
125	58	43	20mm/ 12mm	340	Precision	W84K125
150	58	43	20mm/ 12mm	450	Precision	W84K150
200	58	43	20mm/ 12mm	500	Precision	W84K200




DIAMETER (MM)	HUB (MM)	TREAD (MM)	BORE ID	LOAD CAPACITY (KG)	BEARING	PART NUMBER
100	38	32	8 mm	100	Ball	W64B100
125	48	32	10 mm	150	Ball	W64B125-10

WHEELS - URETHANE ON CAST IRON



DIAMETER (MM)	HUB (MM)	TREAD (MM)	BORE ID / BUSH ID	LOAD CAPACITY (KG)	BEARING	PART NUMBER
100	58	43	20mm/ 12mm	320	Precision	W85K100
125	58	43	20mm/ 12mm	410	Precision	W85K125
150	58	43	20mm/ 12mm	480	Precision	W85K150
200	58	43	20mm/ 12mm	570	Precision	W85K200



DIAMETER (MM)	HUB (MM)	TREAD (MM)	BORE ID / BUSH ID	LOAD CAPACITY (KG)	BEARING	PART NUMBER
150	60	40	20mm	600	Roller	W150X60PT15
150	60	57	20mm / 12mm	900	Precision	W15050-PT2A
200	60	57	20mm / 12mm	1100	Precision	W200X60PT2H
250	60	57	25mm / 16mm	1500	Precision	W250-PT2A



DIAMETER (MM)	HUB (MM)	TREAD (MM)	BORE ID / BUSH ID	LOAD CAPACITY (KG)	BEARING	PART NUMBER
203	89	75	30mm / 3/4"	2000	Precision	W91K200
254	89	75	30mm / 3/4"	2000	Precision	W91K250
305	89	75	30mm / 3/4"	2000	Precision	W91K300

WHEELS

WHEELS - CAST IRON



DIAMETER (MM)	HUB (MM)	TREAD (MM)	BORE ID / BUSH ID	LOAD CAPACITY (KG)	BEARING	PART NUMBER
100	58	50	20mm/ 12mm	450	Precision	W82K100
125	58	50	20mm/ 12mm	500	Precision	W82K125
150	58	50	20mm/ 12mm	550	Precision	W82K150
200	58	50	20mm/ 12mm	640	Precision	W82K200



DIAMETER (MM)	HUB (MM)	TREAD (MM)	BORE ID	LOAD CAPACITY (KG)	BEARING	PART NUMBER
150	60	45	20mm	910	Roller	W150X60C15
200	60	45	20mm	1150	Roller	W200X60C15

V-GROOVE WHEELS



DIAMETER (MM)	HUB (MM)	TREAD (MM)	BORE ID / BUSH ID	LOAD CAPACITY (KG)	BEARING	PRODUCT CODE
100	60	46	20mm/12mm	360	Precision	W82K100X60V
150	60	46	20mm/12mm	600	Precision	W82K150X60V

HIGH TEMPERATURE WHEEL



DIAMETER (MM)	HUB (MM)	TREAD (MM)	BORE ID / BUSH ID	LOAD CAPACITY (KG)	BEARING	PRODUCT CODE
100	39	35	12mm/8mm	180	Plain Bearing	STW100

WHEELS

WHEELS - GENERAL PURPOSE



DIAMETER (MM)	HUB (MM)	TREAD (MM)	BORE ID	LOAD CAPACITY (KG)	BEARING	PART NUMBER
160	38	38	1/2"	50	Plain	Y06G160
200	38	38	1/2"	70	Plain	Y06G200



DIAMETER (MM)	HUB (MM)	TREAD (MM)	BORE ID	LOAD CAPACITY (KG)	BEARING	PART NUMBER
125	41	32	1/2"	40	Ball	Y13B125
150	41	32	1/2"	50	Ball	Y13B150
200	51	32	1/2"	60	Ball	Y13B200



DIAMETER (MM)	HUB (MM)	TREAD (MM)	BORE ID	LOAD CAPACITY (KG)	BEARING	PART NUMBER
100	41	31	1/2"	50	Roller	Y15R100
125	41	32	1/2"	50	Roller	Y15R125
155	41	32	1/2"	100	Roller	Y15R160
200	51	40	3/4"	150	Roller	Y15R200

WHEELS - STAINLESS BEARINGS



DIAMETER (MM)	HUB (MM)	TREAD	BORE ID / BUSH ID	LOAD CAPACITY (KG)	BEARING	PART NUMBER
75	40	32	8mm	80	Precision	W62K75SS
100	40	32	8mm	100	Precision	W62K100SS
125	40	32	8mm	100	Precision	W62K125SS



DIAMETER (MM)	HUB (MM)	TREAD	BORE ID / BUSH ID	LOAD CAPACITY (KG)	BEARING	PART NUMBER
75	40	32	8mm	80	Precision	W63K75SS
100	40	32	8mm	100	Precision	W63K100SS
125	40	32	8mm	100	Precision	W63K125SS



DIAMETER (MM)	HUB (MM)	TREAD	BORE ID / BUSH ID	LOAD CAPACITY (KG)	BEARING	PART NUMBER
75	40	32	12mm/8mm	80	Plain	W48G75SS
100	40	34	12mm/8mm	100	Plain	W48G100SS
125	40	34	12mm/8mm	100	Plain	W48G125SS



DIAMETER (MM)	HUB (MM)	TREAD	BORE ID / BUSH ID	LOAD CAPACITY (KG)	BEARING	PART NUMBER
100	45	35	12mm/8mm	300	Roller	W48R100SS
125	45	40	15mm/10mm	400	Roller	W48R125SS



DIAMETER (MM)	HUB (MM)	TREAD	BORE ID / BUSH ID	LOAD CAPACITY (KG)	BEARING	PART NUMBER
100	45	33	12mm/8mm	250	Roller	W50R100SS
125	45	35	15mm/10mm	300	Roller	W50R125SS

WHEELS

PNEUMATICS - NYLON RIMS

- Perfect for use on uneven or unsealed ground.
- Thick and chunky tread for extra grip.
- Cushions impact on rough terrain.
- High quality construction incorporating durable materials.
- All wheels come with butyl inner tubes.

Great for use with:

- Hand trucks
- Trolleys
- Nursery trolleys
- Delicate sensitive equipment
- Hand carts
- Wheelbarrows
- Mobile generators and equipment that requires impact cushioning or to be taken over rough terrain.



DIAMETER (MM)	HUB (MM)	TREAD (MM)	BORE ID	LOAD CAPACITY (KG)	BEARING	PART NUMBER
220	50	60	3/4"	100	Ball	250X4NYLON-BRG
265	74	63	3/4"	120	Ball	350X4NYLON-BRG
400	103	102	1"	180	Ball	400X8NYLON-BRG
400	104	150	1"	200	Ball	650X8NYLON-BRG



DIAMETER (MM)	HUB (MM)	TREAD (MM)	BORE ID	LOAD CAPACITY (KG)	BEARING	PART NUMBER
220	50	60	20mm	100	Plain	250X4NYLON-BUSH
265	74	63	20mm	120	Plain	350X4NYLON-BUSH
400	103	102	1"	180	Plain	400X8NYLON-BUSH
400	104	150	1"	200	Plain	650X8NYLON-BUSH

PNEUMATICS - STEEL RIMS - OFFSET



- Perfect for use on uneven or unsealed ground.
- Thick and chunky tread for extra grip.
- Cushions impact on rough terrain.
- High quality construction incorporating durable materials.
- Great for use with hand trucks, trolleys, nursery trolleys, sensitive equipment, hand carts, wheelbarrows, mobile generators and equipment that requires impact cushioning or to be taken over rough terrain.

DIAMETER (MM)	HUB (MM)	TREAD (MM)	BORE ID	LOAD CAPACITY (KG)	BEARING	PART NUMBER
220	36	39	5/8"	90	Ball	CPW2.50-4S5/80
265	52	71	5/8"	110	Ball	CPW3.50-4S5/80

WHEELS

FOAM FILLED - PUNCTURE PROOF



- Airless puncture proof wheels are filled with foam.
- Rubber tyre ensures greater durability when compared with other puncture proof alternatives.
- Ideal for applications where punctures are a problem.
- All terrain, suitable for use on uneven or unsealed ground.
- Ideal for hand trucks and other materials handling equipment.

DIAMETER (MM)	HUB (MM)	TREAD (MM)	BORE ID	LOAD CAPACITY 8 KM/H (KG)	LOAD CAPACITY 15 KM/H (KG)	BEARING	PART NUMBER
220	60	54	20mm	75	40	Ball	FPW2.50-4PS20C
220	60	54	3/4"	75	40	Ball	FPW2.50-4PS3/4C
265	60	70	20mm	100	70	Ball	FPW3.50-4PS20C
265	60	70	3/4"	100	70	Ball	FPW3.50-4PS3/4C
400	80	100	1"	120	90	Ball	FPW4.00-8PS1C
400	84	100	20mm	120	90	Ball (with reducing bush)	FPW4.00-8PS20C

PNEUMATICS – PUNCTURE PROOF



- Strong steel rim with powdercoated finish.
- Ideal for applications where punctures are a problem.
- Gives the bounce and feel of a pneumatic with its wide tread width.
- All terrain functionality without the threat of puncture.
- Made from polyurethane foam.

DIAMETER (MM)	HUB (MM)	TREAD (MM)	BORE ID	LOAD CAPACITY (KG)	BEARING	PART NUMBER
220	60	47	20mm	100	Ball	SPW2.50-4PS20C
220	60	47	3/4"	100	Ball	SPW2.50-4PS3/4C
265	59	67	20mm	125	Ball	SPW3.50-4PS20C
265	59	67	3/4"	125	Ball	SPW3.50-4PS3/4C
265	57 (offset)	67	5/8"	125	Precision	SPW3.50-4PS5/80
390	102	80	1"	200	Precision	SPW4.00-8PS1KC
400	103	130	1"	220	Precision	SPW6.50-8PS1KC

WHEELS

PNEUMATICS - RED STEEL RIMS



- Fitted with high quality ball bearings.
- Strong steel rim with a powdercoated finish.
- 4 ply tyres and butyl inner tubes.
- Perfect for use on uneven or unsealed ground.
- Thick and chunky tread for extra grip.
- Cushion impacts on rough terrain.
- High quality construction incorporating durable materials.
- Great for use with hand trucks, trolleys, nursery trolleys, sensitive equipment, hand carts, wheelbarrows, mobile generators and equipment that requires impact cushioning or to be taken over rough terrain.

DIAMETER (MM)	HUB (MM)	TREAD (MM)	BORE ID	LOAD CAPACITY (KG)	BEARING	PART NUMBER
220	60	54	20mm	140	Ball	CPW2.50-4PS20C
220	60	54	3/4"	140	Ball	CPW2.50-4PS3/4C
275	60	65	1"	140	Ball	CPW2.50-6PS1C
275	64	65	20mm	140	Ball (with reducing bush)	CPW2.50-6PS20C
275	64	65	3/4"	140	Ball (with reducing bush)	CPW2.50-6PS3/4C
265	60	70	20mm	160	Ball	CPW3.50-4PS20C
265	60	70	3/4"	160	Ball	CPW3.50-4PS3/4C
320	60	80	1"	180	Ball	CPW3.50-6PS1C
320	64	80	20mm	180	Ball (with reducing bush)	CPW3.50-6PS20C
320	64	80	3/4"	180	Ball (with reducing bush)	CPW3.50-6PS3/4C
330	60	108	1"	200	Ball	CPW5.00-6PS1C
330	92	57	5/8"	120	Flange	15841 (2-ply)
400	80	100	1"	220	Ball	CPW4.00-8PS1C
400	84	100	20mm	220	Ball (with reducing bush)	CPW4.00-8PS20C
400	84	100	3/4"	220	Ball (with reducing bush)	CPW4.00-8PS3/4C
400	150	145	1"	230	Ball	CPW6.50-8PS1C

WHEELS

PNEUMATICS - TYRES & TUBES



- Replacement tyre and tubes for industrial strength pneumatic wheels.
- 4 ply black rubber tyres.
- Bent valve for ease of inflation.
- Replacement for worn tyres.
- Replacement for punctured tubes.
- Butyl inner tubes.

SUITS PNEUMATIC	SUITS RIM WIDTH	SUITS RIM DIAMETER	TUBE CODE	TYRE CODE
2.50-4	2.5"	4"	250X4TUBE	250X4TYRE
2.50-6	2.5"	6"	250X6TUBE	250X6TYRE
3.50-4	3.5"	4"	350X4TUBE	350X4TYRE
3.50-6	3.5"	6"	350X6TUBE	350X6TYRE
4.00-8	4"	8"	400X8TUBE	400X8TYRE
6.50-8	6.5"	8"	650X8TUBE	650X8TYRE

NOW AVAILABLE IN HANG SELL FORMAT

- All of the easyroll pneumatic tubes are now provided in retail friendly boxes.
- Can be displayed on shelves, over the counter or in hang sell format.



WHEELS

CASTORS

WHEELS

CONVEYORS

TROLLEYS & STRAPS

STORAGE & BOXES

ABRASIVES & WIRE BRUSHES

HAND TOOLS

SPRAYERS

KEY STEEL & SHIM

LIGHTING

OIL CANS & REDUCTEUR

ADJUSTABLE AXLE KITS

- Kits includes axle, caps and pins.
- Robust construction.
- Bright zinc plated steel finish.
- Comes with strong steel mounting brackets.
- Blister packaging.
- Available in a range of Axle sizes.



AXLE DIAMETER	AXLE LENGTH (MM)	CODE
5/16"	450-600mm	15326
3/8"	450-600mm	15327
1/2"	450-600mm	15328
3/4"	450-900mm	15891

AXLE CAPS



- Made from zinc plated steel.
- Blister packaging.
- Pack size of 4.
- Attractive axle accessory.

PACK QTY	SUIT AXLE SIZE	CODE
4	5/16"	15320
4	3/8"	15321
4	1/2"	15322

PNEUMATIC WHEEL REDUCING BUSHES



- Sold individually.
- Suit 1" bearings.
- Can reduce bearing size down to 20mm, 3/4" and 5/8".

TO SUIT SBEARING SIZE	REDUCES TO ID	REDUCER MATERIAL	CODE
1"	20mm	Nylon	REDBUSH20
1"	3/4"	Nylon	REDBUSH3/4
1"	5/8"	Nylon	REDBUSH5/8
1"	Bush kit includes: 20mm, 3/4" and 5/8"	Nylon	15901



SECTION CONTENTS

CONVEYOR FRAMES - STRAIGHT	03-46
CONVEYOR FRAMES - CURVED	03-46
CONVEYOR ROLLERS - STEEL	03-47
CONVEYOR ROLLERS - POLYPROPYLENE	03-47
CONVEYOR STANDS - H TYPE	03-48
BALL TRANSFER	03-48
EXPANDING CONVEYOR.....	03-49



03 CONVEYORS

CASTORS

WHEELS

TROLLEYS
& STRAPS

STORAGE
& BOXES

ABRASIVES &
WIRE BRUSHES

HAND TOOLS

SPRAYERS

KEY STEEL &
SHIM

LIGHTING

OIL CANS &
REDUCTEUR

CONVEYORS

CONVEYOR FRAMES - STRAIGHT



- Interlocking sections make for greater flexibility, as well as providing safety through ensuring maximum stability.
- Frames come in an industrial grey painted finish.
- Rollers and stands are sold separately.
- Supplied in kit form.

OVERALL WIDTH (MM)	LENGTH (MM)	PRODUCT CODE
300	1500	CFA1500X300A
300	3000	CFA3000X300A
450	1500	CFA1500X450A
450	3000	CFA3000X450A
600	1500	CFA1500X600A
600	3000	CFA3000X600A

Number of Rollers per Length of Straight Frame

STRAIGHT LENGTH	PITCH (MM)	ROLLER QTY
1500mm	75	20
1500mm	150	10
3000mm	75	40
3000mm	150	20

CONVEYOR FRAMES - CURVED



- Versatile system allows for configuring around corners and in any desired direction.
- Interlocking sections make for greater flexibility.
- Interlocking mechanism provides safety and ensures maximum stability.
- Frames come in an industrial grey painted finish.

OVERALL WIDTH (MM)	OUTSIDE RADIUS	PRODUCT CODE
300	1220	CFB090DX300
450	1220	CFB090DX450
600	1360	CFB090DX600

Rollers per Length of Curved Frame

CURVED WIDTH	PITCH (MM)	ROLLER QTY
300mm	70-90	22
300mm	135-175	11
450mm	65-95	22
450mm	130-190	11
600mm	65-105	22
600mm	135-210	11

CONVEYORS

CASTORS

WHEELS

CONVEYORS

TROLLEYS & STRAPS

STORAGE & BOXES

ABRASIVES & WIRE BRUSHES

HAND TOOLS

SPRAYERS

KEY STEEL & SHIM

LIGHTING

OIL CANS & REDUCTEUR

CONVEYOR ROLLERS - STEEL



- Rollers have spring loaded shafts for easy installation and hassle free maintenance.
- Rollers are fitted with precision bearings for a smooth rolling action.
- Zinc plated finish.

FACE WIDTH (MM)	SUITS FRAME WIDTH (MM)	OVER BEARING WIDTH (MM)	LOAD CAPACITY (KG)	MATERIAL	SUITS FRAME TYPE	PRODUCT CODE
226	300	238	110	Steel	Straight	CRA2S300X050
380	450	390	110	Steel	Straight	CRA2S450X050
530	600	542	110	Steel	Straight	CRA2S600X050
2 x 104	300	238	110	Steel	Curved	CRB2S300X050
2 x 180	450	390	110	Steel	Curved	CRB2S450X050
2 x 254	600	542	110	Steel	Curved	CRB2S600X050

CONVEYOR ROLLERS - POLYPROPYLENE



- Rollers have spring loaded shafts for easy installation and hassle free maintenance.
- Rollers are fitted with precision bearings for a smooth rolling action.

FACE WIDTH (MM)	SUITS FRAME WIDTH (MM)	OVER BEARING WIDTH (MM)	LOAD CAPACITY (KG)	MATERIAL	SUITS FRAME TYPE	PRODUCT CODE
233	300	238	50	Polypropylene	Straight	CRA3P300X050
385	450	390	50	Polypropylene	Straight	CRA3P450X050
537	600	542	50	Polypropylene	Straight	CRA3P600X050
2 x 111	300	238	50	Polypropylene	Curved	CRB3P300X050
2 x 186	450	390	50	Polypropylene	Curved	CRB3P450X050
2 x 263	600	542	50	Polypropylene	Curved	CRB3P600X050

CONVEYORS

CASTORS

WHEELS

CONVEYORS

TROLLEYS
& STRAPS

STORAGE
& BOXES

ABRASIVES &
WIRE BRUSHES

HAND TOOLS

SPRAYERS

KEY STEEL &
SHIM

LIGHTING

OIL CANS &
REDUCTEUR

CONVEYOR STANDS - H TYPE



- Adjustable Conveyor Stands provide a rigid footing for Gravity Conveyors.
- Adjustable height provides flexibility in application and operator comfort.
- Manufactured from high quality pressed steel for structural strength.
- Supplied in kit form.

WIDTH (MM)	HEIGHT RANGE (MM)	PRODUCT CODE
300	505-800	CSH0800X300A
300	715-1050	CSH1050X300A
450	505-800	CSH0800X450A
450	715-1050	CSH1050X450A
600	505-800	CSH0800X600A
600	715-1050	CSH1050X600A

BALL TRANSFER



- These simple but very adaptable free-rolling units enable operators to transfer most flat objects in any direction on a horizontal plane.



OVERALL HEIGHT (MM)	MOUNTING HOLE CENTRE (MM)	HOLE SIZE (MM)	LOAD CAPACITY (KG)	BALL DIAMETER	PRODUCT CODE
31	57	6	45	25.4mm (1")	CBT45


SMALL TRANSFER CASTOR

Description:

- Small ball transfer castor ideal for use on furniture, transfer tables or sliding doors.
- Hang sell format card with blister format.
- Pack of 4.



DIAMETER (MM)	FINISHED HEIGHT (MM)	LOAD CAPACITY	PRODUCT CODE
16	12	20kg	15195




CONVEYORS

EXPANDING CONVEYOR

- The expandable conveyor offers convenience and flexibility, allowing operators to work in tight spaces.
- Can be extended to over three and a half metres which allows the adaption of the conveyor to move goods directly to a desired location.



LENGTH (MM)	WIDTH (MM)	HEIGHT (MM)	LOAD CAPACITY (KG)	WHEEL DIAMETER (MM)	PRODUCT CODE
1350-3800	460	620-990	80 per m ²	50	CE460WS
1350-3800	600	920-990	80 per m ²	50	CE592WS



SECTION CONTENTS

LIGHT DUTY P HANDLE	04-52
HEAVY DUTY P HANDLE	04-52
FRIDGE TROLLEY	04-52
STAIR CLIMBERS TROLLEY	04-52
DOUBLE OXY TROLLEY	04-52
SACK TROLLEY	04-52
SMALL PLASTIC CART	04-53
LARGE PLASTIC CART	04-53
DRUM DOLLY (210L).....	04-53
DRUM RACK CRADLE (210L).....	04-53
DRUM CARRIER	04-53
DRUM TRUCK (114L/210L).....	04-53
MEDIUM/ LARGE PLYWOOD DOLLIES	04-54
SMALL DOLLIES	04-54
REMOVALIST DOLLY	04-54
HYDRO DOLLY.....	04-54
ALL TERRAIN DOLLY	04-55
MULTIPURPOSE TOOL CART	04-55
2T SKATE	04-55
6T SKATE	04-55
TURNTABLE SKATE	04-55
CONVERTIBLE HAND TRUCK.....	04-56
COLLAPSIBLE TROLLEY	04-56
PICKING TROLLEY	04-56
PLATFORM TROLLEY	04-56
SMALL UTILITY CART	04-56
HAND PALLET TRUCK.....	04-57
SCISSOR LIFT 227KG.....	04-57
SCISSOR LIFT 350KG.....	04-57
SCISSOR LIFT 455KG.....	04-57
FASTY STRAPS.....	04-58
FASTY STRAPS MERCHANDISE BOXES.....	04-58
ROPE RATCHETS	04-59

easyroll

MOVE IT

FASTY
QUALITY OF SWEDEN

Rope RATCHET
Makes Tie-Down a Cinch

04 TROLLEYS & STRAPS

CASTORS

WHEELS

CONVEYORS

STORAGE & BOXES

ABRASIVES & WIRE BRUSHES

HAND TOOLS

SPRAYERS

KEY STEEL & SHIM

LIGHTING

OIL CANS & REDUCTEUR

HAND TROLLEYS

LIGHT DUTY P HANDLE

TPH150

- Light duty trolley with P handle, for easy one hand manoeuvring
- Puncture proof wheels for a smooth ride whilst eliminating expensive downtime.



LOAD CAPACITY	DIMENSIONS	FLAT FREE WHEEL	TOE PLATE
150kg	1320x530mm	3.00x4	190x350mm

HEAVY DUTY P HANDLE

TPH270

- Heavy duty trolley with P handle, for easy one hand manoeuvring.
- Large puncture proof wheels for a smoother ride and reduced push effort.



LOAD CAPACITY	DIMENSIONS	FLAT FREE WHEEL	TOE PLATE
270kg	1310x565mm	4.00x6	180x350mm

FRIDGE TRO

TFT250

- Designed to carry larger goods, such as fridges, wardrobes, and vending machines.
- Protective strips prevent scratching. Includes trolley straps to secure load.
- Fitted with flat free wheels.



LOAD CAPACITY	DIMENSIONS	FLAT FREE WHEEL	TOE PLATE
250kg	1550 x 595mm	4.00x6	245x410mm

CLIM

TFTSC250

- Designed to carry larger goods, such as fridges, wardrobes, and vending machines.
- Protective strips prevent scratching. Includes trolley straps to secure load.
- Fitted with stair climbers.



LOAD CAPACITY	DIMENSIONS	FLAT FREE WHEEL	TOE PLATE
250kg	1550 x 595mm	105x20mm	245x410mm

DOUBLE OXY TROLLEY

TDOT200

- Heavy duty construction to carry two cylinders at the same time.
- Fully welded frame for maximum strength and longevity.
- Comes with security chain.



LOAD CAPACITY	DIMENSIONS	FLAT FREE WHEEL	TOE PLATE
250kg	1200x740mm	4.00x6	160x570mm

SACK TROLLEY

TST150

- Multi purpose with fully welded steel frame.
- Fitted with 250mm puncture proof wheels for a reduced push effort.



LOAD CAPACITY	DIMENSIONS	FLAT FREE WHEEL	TOE PLATE
150kg	1180x590mm	3.50x4	220x430mm

CARTS & DRUM CARRIERS

SMALL PLASTIC CART

T2C250P / T3C250P

- Small plastic trolley fitted with 4 rubber swivel castors.
- Suitable for catering, hospitals and schools. Available in 3 tier or 2 tier.



LOAD	HANDLE HEIGHT	DECK SIZE	TIERS	PRODUCT CODE
250kg	940mm	480 x 850mm	2	T2C250P
250kg	940mm	480 x 850mm	3	T3C250P

LARGE PLASTIC CART

T2C250PL T3C250PL



LOAD	HANDLE HEIGHT	DECK SIZE	TIERS	PRODUCT CODE
250kg	955mm	520 x 1100mm	2	T2C250PL
250kg	955mm	520 x 1100mm	3	T3C250PL

DRUM DOLLY (210L)

TDD410

- Fully welded durable steel frame, fitted with zinc plated castors. Weighs 5kg, but able to transport 210L drums.



LOAD CAPACITY	INSIDE DIAMETER	CASTOR DIAMETER	NET WEIGHT
410kg	603mm	75mm	5kg

DRUM RACK CRADLE (210L)

TDR275



- Allows 1 person drum handling. 2 fixed wheels and 2 swivel castors for manoeuvrability. Extendible handles for reduced lift effort and safety.

LOAD CAPACITY	FRONT WHEEL	REAR CASTOR	NET WEIGHT
300kg	125mm	100mm	14.5kg

DRUM CARRIER

TDT450

- One person can easily operate. Self standing kickstand feature. 250mm rubber wheels. Securely grips drum for safe transport.



LOAD CAPACITY	INSIDE DIAMETER	CASTOR DIAMETER	NET WEIGHT
450kg	1520x620x1500mm	250mm	28kg

DRUM TRUCK (114L/210L)

TDC300

- Mobile drum carrier to easily transport, rotate and tilt fully loaded drums.
- Can be locked in vertical or horizontal position.



LOAD CAPACITY	DIMENSIONS	SAFE LOAD	NET WEIGHT
364kg	572 x 915mm	210L	50kg

DOLLIES

MEDIUM/ LARGE PLYWOOD DOLLIES



LOAD CAPACITY	DIMENSIONS L X W X H	WHEEL DIAMETER	WHEEL MATERIAL	PRODUCT CODE
180kg	590 x 490 x 110mm	75mm	Polypropylene	11003
400kg	590 x 490 x 150mm	100mm	Urethane	11002
450kg	700 x 500 x 150mm	100mm	Blue Rubber	11024
560kg	900 x 600 x 150mm	100mm	Blue Rubber	11022
700kg	600 x 900 x 175mm	125mm	Nylon/Rubber	11029



11029



11003



11002



11022



11024

SMALL DOLLIES

LOAD	DIMENSIONS L X W	MATERIAL	WHEEL DIAMETER	WHEEL MATERIAL	PRODUCT CODE
100kg	134 x 43mm	Plywood	30mm	Polypropylene	11000
90kg	148 x 43mm	Metal	30mm	Polypropylene	11018



11000

11018

REMOVALIST DOLLY

11030



- Heavy duty dolly with rigid steel frame and protective bumpers. Fitted with pneumatic wheels for a smoother ride.

LOAD CAPACITY	PLATFORM SIZE	PNEUMATIC WHEEL	FRAME MATERIAL
300kg	370x750mm	3.50-4	Steel

HYDRO DOLLY

11036



- The hydro dolly is water resistant and suitable for external use. Fitted with non-slip strip to stop load movement.

LOAD CAPACITY	PLATFORM SIZE	CASTORS	FRAME MATERIAL
300kg	590x490mm	100mm PU	Wood Plastic Composite

Coming soon!


New dollies...new features!
Keep up to date and visit us at
www.ehi.com.au
& www.easyrollmh.com.au

DOLLIES & SKATES

MULTIPURPOS

11033

- Heavy Duty tool cart with built in soft grip handle. Fitted with non-slip pads to protect load. Can be fitted with straps.



LOAD CAPACITY	PLATFORM SIZE	CASTORS TYPE	FRAME MATERIAL
300kg	800x400mm	100mm PU	Steel/ Plywood

DELIVERIES

UNLOADING



WORKSHOP

ALL TERRAIN DOLLY

11034

- Suitable for outdoor use in all types of terrain. Built with easy fold handle. Platform fitted with non slip rubber mat.
- Can be used with straps.



LOAD CAPACITY	PLATFORM SIZE	PNEUMATIC WHEEL	FRAME MATERIAL
150kg	900x600mm	3.50-4	Steel/ Plywood

TURNTABLE SKATE

SKATE6TT



- Used to move and position large, heavy equipment and machinery.

LOAD CAPACITY	DIMENSIONS	WHEEL SIZE	LOAD WHEELS
6 T	300x222x110mm	80x70mm	4

2T SKATE

SKATE2T




- Rugged and sturdy construction. Nylon wheels with sealed bearings. Rubber platform for extra grip and load protection. Low profile for increased stability and easy positioning.

LOAD CAPACITY	DIMENSIONS	WHEEL SIZE	LOAD WHEELS
2T	335x120x100mm	86x90mm	2

6T SKATE

SKATE6T



LOAD CAPACITY	DIMENSIONS	WHEEL SIZE	LOAD WHEELS
6T	410x230x100mm	86x90mm	6

SPECIALTY TROLLEYS

CASTORS

WHEELS

CONVEYORS

TROLLEYS & STRAPS

STORAGE & BOXES

ABRASIVES & WIRE BRUSHES

HAND TOOLS

SPRAYERS

KEY STEEL & SHIM

LIGHTING

OIL CANS & REDUCTEUR

CONVERTIBLE HAND TRUCK

THTPA300

- Light weight aluminium hand truck. Resistant to corrosion.
- Easily converts from a 2 wheel upright trolley to a 4 wheel platform truck.



LOAD CAPACITY	HANDLE HEIGHT	WHEEL DIAMETER	PLATFORM SIZE
200/300 kg	1160/1030mm	3.50x4	1086x306mm
For puncture proof option use code:THTPA300FF			

COLLAPSIBLE TROLLEY

TATA100

- Light weight transport trolley to withstand heavy loads
- Featuring comfortable grip and easy storage with automatic folding function.



LOAD CAPACITY	HANDLE HEIGHT	WHEEL DIAMETER	TOE PLATE
100 kg	1080mm	175mm	1486 x 280mm

PICKING TROLLEY*

TPT100

- *Tub not included
- Rigid steel frame stock picking trolley.
- Fitted with 4 swivel castors for maximum mobility.



Simply Add Tub...
CODE: PICTUB

LOAD CAPACITY	HANDLE HEIGHT	WHEEL DIAMETER	DIMENSIONS
220kg	1010mm	100mm	420 x 900mm

PLATFORM TROLLEY

TFP250

- Anti-slip platform & non-marking rubber wheels. Neat buffer strip around platform to protect walls.



LOAD CAPACITY	PLATFORM SIZE	WHEEL DIAMETER	NET WEIGHT
250kg	910 x 610mm	125mm	18.6kg

SMALL UTILITY CART

T2T250P

- Small, heavy duty utility cart suitable for most industrial applications.
- Features built-in storage handles and non-marking rubber castors.



LOAD CAPACITY	INSIDE DIAMETER	CASTOR DIAMETER	NET WEIGHT
250kg	603mm	125mm	5kg
For 3 tier cart option use code: T3T250P			

Need Tool Boxes?

Ask our Reps about our GDM Tool Box range! For specs and models see Section 07.



Made in Italy

PALLETS & SCISSOR LIFTS

HAND PALLET TRUCK

TPT2500 / TPT2000L

- Robust pallet trucks available in 2 fork lengths. Grease fittings at all pivot points to ensure longevity.



LOAD CAPACITY	FORK LENGTH	HEIGHT RANGE	SINGLE FORK SIZE	PRODUCT CODE
2500kg	1120mm	85-200mm	160 x 48mm	TPT2500
2000kg	1800mm	85-200mm	160 x 48mm	TPT2000L

SCISSOR LIFT 455KG

THLT455



LOAD CAPACITY	PLATFORM DIMENSIONS	HANDLE HEIGHT	TABLE RANGE
455kg	812x500mm	1000mm	280-900mm

SCISSOR LIFT 227KG

THLT227



LOAD CAPACITY	PLATFORM DIMENSIONS	HANDLE HEIGHT	TABLE RANGE
227kg	710x450mm	900mm	229-724mm

SCISSOR LIFT 350KG

THLT350H



LOAD CAPACITY	PLATFORM DIMENSIONS	HANDLE HEIGHT	TABLE RANGE
350kg	910x500mm	960mm	370-1360mm

STRAPS

CASTORS

WHEELS

CONVEYORS

& STRAPS

STORAGE
& BOXES

ABRASIVES &
WIRE BRUSHES

HAND TOOLS

SPRAYERS

KEY STEEL &
SHIM

LIGHTING

OIL CANS &
REDUCTEUR

FASTY STRAPS



- Each strap is colour coded for easy identification. Each strap has a load capacity of 400kg.
- Easy to use and suitable for numerous applications. Suitable for trade and diy.

PART	DESCRIPTION	MIN. BUY	PACK QTY
FASTY121	White strap 1.0m long 25mm wide 400kg capacity	1	10
FASTY122	Yellow strap 1.5m long 25mm wide 400kg capacity	1	10
FASTY123	Blue strap 2.0m long 25mm wide 400kg capacity	1	10
FASTY124	Red strap 2.5m long 25mm wide 400kg capacity	1	10
FASTY125	Black strap 3.5m long 25mm wide 400kg capacity	1	10



FASTY STRAPS MERCHANDISE BOXES

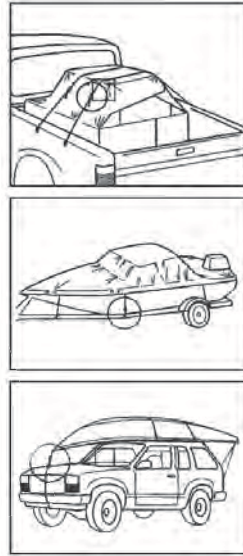
- Fasty straps can be purchased in two merchandise box display formats.
- Select from the display barrel (60pcs) or the display box (40pcs) for great over the counter display options.

PART	DESCRIPTION	MIN. BUY	PACK QTY
FASTYBARREL	Fasty Merchandise Display Barrel (12 Pcs Each Of Colour)	1	60
FASTYBOX	Fasty Merchandise Display Box (8Pcs Each Of Colour)	1	40

*SPECIAL ORDER ONLY

ROPE RATCHETS

ROPE RATCHETS



PART	DESCRIPTION	MIN. BUY	CTN. QTY
A1001	3mm Ratchet c/w rope & hook, 1.8m rope Blister pack single, max load 34kg	1	12
B1010	6mm Ratchet c/w rope & hook, 2.4m rope Blister pack single, max load 68kg	1	12
C1020	8mm-10mm Ratchet c/w rope & hook, 2.4m rope Blister pack single, max load 113kg	1	6



SECTION CONTENTS

STOR-PAK BINS	05-62
SPARE PARTS TRAYS.....	05-63
PARTS TRAYS	05-63
FIRST AID BOXES	05-63
LOUVRE PANELS.....	05-64
STACKABLE DRAW UNITS.....	05-64
TILTING COMPARTMENT BOX.....	05-64
DRAWER ORGANISERS	05-64
ABS COMPARTMENT CASES	05-64
CLEAR COMPARTMENT BOXES.....	05-65
FISCHER TOOL BOXES.....	05-66
GDM PLASTIC TOOL BOXES	05-67
WAR WAGON 62	
ROLLING WORK BENCH.....	05-68
STORAGEMASTER 49	
ROLLING WORK BENCH.....	05-68
JOBMASTER CHESTS.....	05-68
STORAGEMASTER CHESTS	05-69
JOBMASTER CABINETS	05-69
PORTABLE WORKSTATION	05-69
PIANO BOX	05-70
CHEST BOX	05-70
CABINET BOX.....	05-70



JOB SITE STORAGE EQUIPMENT

05 STORAGE & BOXES

CASTORS

WHEELS

CONVEYORS

TROLLEYS
& STRAPS

ABRASIVES &
WIRE BRUSHES

HAND TOOLS

SPRAYERS

KEY STEEL &
SHIM

LIGHTING

OIL CANS &
REDUCTEUR

STORAGE SOLUTIONS



**ALL COMPATIBLE WITH
OUR
LOUVRE PANELS**

PART	DESCRIPTION	COLOUR	SIZE	CAPACITY	MIN. BUY	CTN. QTY
F1H-060BL	Stor-pak 5	Blue	W100 x D115 x H60	2kg	12	12
F1H-060C	Stor-pak 5	clear	W100 x D115 x H60	2kg	12	12
F1H-060G	Stor-pak 5	Green	W100 x D115 x H60	2kg	12	12
F1H-060R	Stor-pak 5	Red	W100 x D115 x H60	2kg	12	12
F1H-060Y	Stor-pak 5	Yellow	W100 x D115 x H60	2kg	12	12
F1H-061BL	Stor-pak 10	Blue	W100 x D170 x H85	5kg	6	6
F1H-061C	Stor-pak 10	clear	W100 x D170 x H85	5kg	6	6
F1H-061G	Stor-pak 10	Green	W100 x D170 x H85	5kg	6	6
F1H-061R	Stor-pak 10	Red	W100 x D170 x H85	5kg	6	6
F1H-061Y	Stor-pak 10	Yellow	W100 x D170 x H85	5kg	6	6
F1H-062BL	Stor-pak 25	Blue	W133 x D220 x H125	9kg	6	6
F1H-062C	Stor-pak 25	clear	W133 x D220 x H125	9kg	6	6
F1H-062G	Stor-pak 25	Green	W133 x D220 x H125	9kg	6	6
F1H-062R	Stor-pak 25	Red	W133 x D220 x H125	9kg	6	6
F1H-062Y	Stor-pak 25	Yellow	W133 x D220 x H125	9kg	6	6
F1H-063BL	Stor-pak 60	Blue	W200 x D275 x H165	14kg	6	6
F1H-063C	Stor-pak 60	clear	W200 x D275 x H165	14kg	6	6
F1H-063G	Stor-pak 60	Green	W200 x D275 x H165	14kg	6	6
F1H-063R	Stor-pak 60	Red	W200 x D275 x H165	14kg	6	6
F1H-063Y	Stor-pak 60	Yellow	W200 x D275 x H165	14kg	6	6
F1H-064BL	Stor-pak 120	Blue	W410 x D275 x H165	18kg	5	5
F1H-064C	Stor-pak 120	clear	W410 x D275 x H165	18kg	5	5
F1H-064G	Stor-pak 120	Green	W410 x D275 x H165	18kg	5	5
F1H-064R	Stor-pak 120	Red	W410 x D275 x H165	18kg	5	5
F1H-064Y	Stor-pak 120	Yellow	W410 x D275 x H165	18kg	5	5
F1H-065BL	Stor-pak 240	Blue	W410 x D440 x H210	27kg	1	1
F1H-065C	Stor-pak 240	clear	W410 x D440 x H210	27kg	1	1
F1H-065G	Stor-pak 240	Green	W410 x D440 x H210	27kg	1	1
F1H-065R	Stor-pak 240	Red	W410 x D440 x H210	27kg	1	1
F1H-065Y	Stor-pak 240	Yellow	W410 x D440 x H210	27kg	1	1
F1H-065C	Stor-pak 240	Clear	W410 x D440 x H210	27kg	1	1
F1H-052	Stor-pak label (24pc)	White	To suit all bins	na	1	12
F1H-056	Stor-pak dividers (2pc)	Black	To suit 60 & 120 bins	na	1	20
F1H-058	Stor-pak dividers (50pc)	Black	To suit 60 & 120 bins	na	50	50
F1H-057	Stor-pak dividers (45pc)	Black	To suit 240 bins	na	45	45



COMPATIBLE WITH OUR LOUVRE PANELS

- Made from tough polypropylene.
- Australian made.
- Angled front for easy access.
- Stackable.
- 6 sizes, 4 colours to suit.
- Label identification slots.

PART	DESCRIPTION	COLOUR	SIZE	MIN. BUY	CTN. QTY
* F1H-076	Stor-pak 5 starter kit	Blue	4 x STOR-PAK 5 plus Louvre Panel	6	6
* F1H-077	Stor-pak 10 start kit	Blue	4 x STOR-PAK 10 plus Louvre Panel	6	6
* F1H-075	Stor-pak 5 + 10 kit	Blue	4 x STOR-PAK 5 + 10 plus Louvre Panel	1	1

*Special orders are carton quantity only.

Items marked "" are special order only.

STORAGE SOLUTIONS

SPARE PARTS TRAYS

- Fits standard shelving.
- Dividers can be removed or added.
- Front grab handle.
- Label identification slot
- Resists dirt and oil.

PART	DESCRIPTION	COLOUR	SIZE	MIN. BUY	CTN. QTY
F1H-001	Parts Tray Bar Coded	Grey	300 X 100 X100	12	12
* F1H-001BL	Parts Tray Bar Coded	Blue	300 X 100 X100	12	12
* F1H-001G	Parts Tray Bar Coded	Green	300 X 100 X100	12	12
* F1H-001R	Parts Tray Bar Coded	Red	300 X 100 X100	12	12
* F1H-001Y	Parts Tray Bar Coded	Yellow	300 X 100 X100	12	12
F1H-002	Parts Tray Bar Coded	Grey	400 X 100 X 100	12	12
* F1H-002BL	Parts Tray Bar Coded	Blue	400 X 100 X 100	12	12
* F1H-002G	Parts Tray Bar Coded	Green	400 X 100 X 100	12	12
* F1H-002R	Parts Tray Bar Coded	Red	400 X 100 X 100	12	12
* F1H-002Y	Parts Tray Bar Coded	Yellow	400 X 100 X 100	12	12
F1H-003	Parts Tray Bar Coded	Grey	300 X 200 X 100	6	6
* F1H-003BL	Parts Tray Bar Coded	Blue	300 X 200 X 100	6	6
* F1H-003G	Parts Tray Bar Coded	Green	300 X 200 X 100	6	6
* F1H-003R	Parts Tray Bar Coded	Red	300 X 200 X 100	6	6
* F1H-003Y	Parts Tray Bar Coded	Yellow	300 X 200 X 100	6	6
F1H-004	Parts Tray Bar Coded	Grey	400 X 200 X 100	6	6
* F1H-004BL	Parts Tray Bar Coded	Blue	400 X 200 X 100	6	6
* F1H-004G	Parts Tray Bar Coded	Green	400 X 200 X 100	6	6
* F1H-004R	Parts Tray Bar Coded	Red	400 X 200 X 100	6	6
* F1H-004Y	Parts Tray Bar Coded	Yellow	400 X 200 X 100	6	6
F1H-014	Dividers	Grey	100 X 100MM	1	1
F1H-026	Dividers	Grey	200 X 200MM	1	1
F1H-027	Parts Tray Bulk- Non Barcoded	Grey	600 X 100 X 100	12	12
F1H-028	Parts Tray Bulk- Non Barcoded	Grey	600 X 200 X 100	6	6



PARTS TRAYS

PART	DESCRIPTION	COLOUR	SIZE	MIN. BUY	CTN. QTY
* F1H-161	Parts tray carry case	Blue	W425 x D430 x H110	3	3
* F1H-166	Tilt pak carry case	Blue	W330 x D135 x H470	4	4



FIRST AID BOXES

PART	DESCRIPTION	SIZE	MIN. BUY	CTN. QTY
* F1H-144	First Aid Box C/W Tray Lock Latch	L338 X H160 X D190mm	6	6
* F1H-145	First Aid Box 2 Tray Lock Latch	L400 X H203 X D230mm	6	6
* F1H-164KN	First Aid Cabinet Small Lock Latch	W265 X H325 X D140mm	2	2
* F1H-167KN	First Aid Cabinet Medium Lock Latch	W320 X H370 X D370mm	2	2
* F1H-164L	First Aid Cabinet Small Lock Latch	W265 X H325 X D140mm	2	2
* F1H-167L	First Aid Cabinet Medium Lock Latch	W320 X H370 X D370mm	2	2



*Special orders are carton quantity only.
Items marked "" are special order only.

LOUVRE PANELS & BOXES

LOUVRE PANELS



- Made from tough ABS plastic.
- Holds more weight than steel panel.
- Interlocking corners.
- Multiple screw mounting holes for strength.
- Fits STOR-PAKS, VISI-PAKS and DRAW ORGANISERS.

PART	DESCRIPTION	COLOUR	SIZE	MIN. BUY	CTN. QTY
F1H-082	Louvre Panel	Beige	150 x 460mm	1	6
F1H-083	Louvre Panel	Beige	460 x 460mm	1	6

STACKABLE DRAW UNITS



- Fits Louvre panel.
- Stackable.
- 3 lockable drawers.
- 2 removable dividers per drawer.
- Label identification slots.

PART	DESCRIPTION	COLOUR	SIZE	MIN. BUY	CTN. QTY
* F1H-086	STOR-PAR 3 Drawer	Grey with blue drawer	W205 x D280 x H155	3	3

TILTING COMPARTMENT BOX



- Fits Louvre panel.
- Stackable.
- Interlocks side by side.
- Screw mount holes.
- Drawer tilts.
- Drawer removable.

PART	DESCRIPTION	COLOUR	SIZE	MIN. BUY	CTN. QTY
F1H-040	VISI-PAK Small	Beige with clear drawer	W103 x D83 x H120	1	6
F1H-041	VISI-PAK Medium	Beige with clear drawer	W154 x D126 x H180	1	6
F1H-042	VISI-PAK Large	Beige with clear drawer	W208 x D167 x H235	1	6

DRAWER ORGANISERS



- Fits Louvre panel.
- Screw mount holes.
- Drawers are removable.
- Full length drawers.

PART	DESCRIPTION	COLOUR	SIZE	MIN. BUY	CTN. QTY
* F1H-048	2 Drawer Organiser	Blue Cabinet with clear drawers	W87 x D136 x H98	6	6
* F1H-044	3 Drawer Organiser	Blue Cabinet with clear drawers	W155 x D128 x H142	6	6
F1H-050	12 Drawer Organiser	Blue Cabinet with clear drawers	W230 x D128 x H188	6	6
F1H-051	20 Drawer Organiser	Blue Cabinet with clear drawers	W305 x D128 x H230	3	3

ABS COMPARTMENT CASES



- Tough polycarbonate and ABS.
- 21 divisions with adjustable dividers.
- Storage modules are stackable.
- Self locking drawer slides.

PART	DESCRIPTION	COLOUR	SIZE	MIN. BUY	CTN. QTY
F1H-150BL	Ezi-Pak carry case clear lid	Blue	W430 x D375 x H90	1	4
F1H-150R	Ezi-Pak carry case clear lid	Red	W430 x D375 x H91	1	4
* F1H-151BL	Ezi-Pak carry case Blue lid	Blue	W430 x D375 x H92	1	4
* F1H-151R	Ezi-Pak carry case Red lid	Red	W430 x D375 x H93	1	4
* F1H-156	Ezi-Pak storage frame	Black	Holds 2 cases	1	1

*Special orders are carton quantity only.

Items marked "" are special order only.

STORAGE SOLUTIONS

CASTORS

WHEELS

CONVEYORS

TROLLEYS & STRAPS

STORAGE & BOXES

ABRASIVES & WIRE BRUSHES

HAND TOOLS

SPRAYERS

KEY STEEL & SHIM

LIGHTING

OIL CANS & REDUCTEUR

CLEAR COMPARTMENT BOXES

- Quality plastic construction.
- Clear for easy viewing.
- Secure locking catch.
- Big range to suit your needs.



1 compartment



3 compartments



5 compartments



6 compartments



12 compartments



14 compartments



18 compartments



20 compartments

PART	DESCRIPTION	COMPARTMENTS	SIZE	MIN. BUY	CTN. QTY
F1H-031	Accessory box small	1	W185 X D115 X H32	12	12
F1H-030	Accessory box small	5	W185 X D115 X H32	12	12
F1H-032	Accessory box small	1	W190 X D135 X H68	14	14
F1H-029	Accessory box medium	1	W195 X D155 X H46	12	12
F1H-038	Accessory box medium	6	W195 X D155 X H46	12	12
F1H-039	Accessory box medium	14	W195 X D155 X H46	12	12
F1H-092	Accessory box large	1	W300 X D195 X H46	5	5
F1H-093	Accessory box large	12	W300 X D195 X H46	5	5
F1H-094	Accessory box large	18	W300 X D195 X H46	5	5
F1H-096	Accessory box large	1	W300 X D195 X H75	3	3
F1H-090	Accessory box large	3	W300 X D195 X H75	3	3
F1H-095	Accessory box large	6	W300 X D195 X H75	3	3
F1H-091	Accessory box extra large	1	W350 X D270 X H100	3	3
F1H-098	Accessory box extra large	8	W350 X D270 X H100	3	3
F1H-097	Accessory box extra large	20	W355 X D275 X H55	5	5



PART	DESCRIPTION	COMPARTMENTS	SIZE	MIN. BUY	CTN. QTY
* F1H-034	Accessory tackle box	5	W185 X D115 X H32	12	12
* F1H-175	Accessory tackle box	6	W300 X D195 X H75	3	3
* F1H-177	Accessory tackle box	20	W355 X D275 X H55	5	5
* F1H-170	Tackle box lift out tray	8	W290 X D150 X H115	6	6
* F1H-171	Tackle box cantilever	Single side cantilever	W338 X D190 X H160	6	6
* F1H-172	Tackle box cantilever	Single side cantilever	W400 X D230 X H203	3	3
* F1H-173	Tackle box cantilever	Double sided cantilever	W465 X D300 X H254	2	2

*Special orders are carton quantity only.
Items marked "" are special order only.

FISCHER TOOL BOXES

CASTORS

WHEELS

CONVEYORS

TROLLEYS
& STRAPS

STORAGE
& BOXES

ABRASIVES &
WIRE BRUSHES

HAND TOOLS

SPRAYERS

KEY STEEL &
SHIM

LIGHTING

OIL CANS &
REDUCTEUR



PART	DESCRIPTION	SIZE	MIN. BUY	CTN. QTY
F1H-105	Mini Tool Box C/W Tray	L290 X H115 X D150mm	6	6
F1H-124	Small Tool Box C/W Tray	L338 X H160 X D190mm	6	6
F1H-125	Medium Tool Box C/W Tray	L400 X H203 X D230mm	6	6
F1H-126	Large Tool Box C/W Tray	L465 X H254 X D300mm	2	2
* F1H-106	Small Cantilever Box 2 Tray	L338 X H160 X D190mm	6	6
* F1H-107	Medium Cantilever Box 3 Tray	L400 X H203 X D230mm	6	6
* F1H-108	Large Cantilever Box 6 Tray	L465 X H254 X D300mm	2	2

*Special orders are carton quantity only.
Items marked "" are special order only.

GDM PLASTIC TOOL BOXES

Manufactured in Italy by the Di Martino company, which was founded in the 1960s. Di Martino specialises in the production of high quality, high tech plastic products.

Perfect for both professional and hobby use, the range of tool boxes offers a practical and versatile design. Features quality hinges and locking systems through the entire range of boxes and cabinets.



- Removable tray organises tools and features a comfortable handle for easy carrying; positive latch prevents accidental spills; padlock tab for added security.

PART	LENGTH	WIDTH	HEIGHT	MIN. BUY	PER BOX
G301N	380mm	195mm	150mm	1	6
G401N	380mm	260mm	220mm	1	6



- Removable deep tray organises tools and features a comfortable handle for easy carrying; positive latch prevents accidental spills; padlock tab for added security.

PART	LENGTH	WIDTH	HEIGHT	MIN. BUY	PER BOX
G503N	480mm	260mm	240mm	1	3
G603N	575mm	260mm	260mm	1	3



- Portable storage cabinet, can be coupled vertically or horizontally.
- Each cabinet comes with 6 removable assortment trays. Each assortment tray has 15 adjustable compartments. Trays lock in.
- Replacement tray (G716R) also sold separately.

PART	LENGTH	WIDTH	HEIGHT	OTHER	MIN. BUY	PER BOX
G750N	355mm	235mm	303mm	6 x G716R	1	5
G716R	320mm	220mm	400mm	15 compartments	1	12



- Assortment trays, available in single and double sided, each side has 24 adjustable compartments. Over capping lid prevents the transfer of items between compartments.

PART	LENGTH	WIDTH	HEIGHT	COMPARTMENTS	MIN. BUY	PER BOX
G720N	375mm	320mm	60mm	24	1	12
G730N	375mm	320mm	120mm	48	1	6

Items marked "" are special order only.

STORAGE EQUIPMENT

CASTORS

WHEELS

CONVEYORS

TROLLEYS
& STRAPS

STORAGE
& BOXES

ABRASIVES &
WIRE BRUSHES

HAND TOOLS

SPRAYERS

KEY STEEL &
SHIM

LIGHTING

OIL CANS &
REDUCTEUR

WAR WAGON 62 ROLLING WORK BENCH



- Fitted with Watchman IV Lock System for added theft protection.
- One drawer compartment and two shelf compartments.
- Work top and bottom panels are a 4.47mm steel plate.
- Four 200mm diameter castors, two swivel with brakes.
- Six doors, three each side for easy access.
- Fully arc welded seams for a durable finish.
- Large drawer capacity 100kg each.
- Small drawer capacity 50kg each.
- Overall load capacity 1545kg.

MODEL NUMBER	LOAD CAPACITY	LENGTH	DEPTH	HEIGHT	WEIGHT
* K62	1545kg	1575mm	813mm	864mm	271kg

STORAGEMASTER 49 ROLLING WORK BENCH



- Fitted with Watchman IV Lock System for added theft protection.
- One drawer compartment and one shelf compartment.
- Work top and bottom panels are a 2.60mm steel plate.
- Four 150mm diameter castors, two swivel with brakes.
- Oven cured enamel for a durable finish.
- Drawer capacity 50kg each.
- Overall load capacity 455kg.

MODEL NUMBER	LOAD CAPACITY	LENGTH	DEPTH	HEIGHT	WEIGHT
* K49	454kg	1175mm	635mm	953mm	160kg

JOBMASTER CHESTS



- Fully arc welded seams for extra strength and weather protection.
- Rugged 20mm pipe handles fold out of the way.
- Fitted with dual Watchman IV Lock System.
- Full length piano hinge, staked and welded to resist break ins.
- Skids are pre punched for easy installation of castors.
- Formed ribs add strength to the front of the chest (not mod. 2060).
- Channels are added to the cover for extra strength (not mod. 2060).
- Overlapping cover for weather protection.
- Skids raise the unit for easy fork lifting.
- Oven cured enamel for a durable finish.

MODEL NUMBER	LENGTH	DEPTH	OPEN HEIGHT	CLOSED HEIGHT	WEIGHT
K60	1524mm	610mm	1250mm	660mm	77kg
K2060	1524mm	610mm	1206mm	635mm	68kg
K36	914mm	482mm	950mm	482mm	40kg
K42	1066mm	482mm	1000mm	533mm	45kg
K2472	1830mm	610mm	1250mm	660mm	90kg
* K21	Tool Tray to suit Models 60 and 2472				
* K41	Tool Tray to suit Models 36 and 42				

Items marked "" are special order only.

STORAGE EQUIPMENT



STORAGEMASTER CHESTS

- Double 90° formed channels on front edge of body adds strength.
- Rugged 20mm pipe handles are recessed and fold out of the way.
- Dual gas struts provide easy one hand operation of the cover.
- Fitted with Watchman IV Lock System for theft protection.
- Skids are pre punched for the installation of castors.
- Fully arc welded seams for extra strength.
- Oven cured enamel for durable finish.
- Skids raise the unit for easy forking.
- MOD 91 - Front panel folds down, turns into loading ramp.

MODEL NUMBER	LENGTH	DEPTH	OPEN HEIGHT	CLOSED HEIGHT	WEIGHT
K79	1220mm	762mm	1981mm	1245mm	121kg
K89	1524mm	762mm	1981mm	1245mm	143kg
K90	1829mm	762mm	1981mm	1245mm	160kg
K91	1829mm	762mm	1981mm	1245mm	182kg

Model 129



JOBMASTER CABINETS

- Rugged 20mm pipe handles are recessed and fold out of the way.
- Fitted with dual Watchman IV Lock System for theft protection.
- Skids are pre punched for easy installation of castors.
- Channels add extra strength and rigidity.
- Oven cured enamel for a durable finish.
- Skids raise the unit for easy forking.
- Fully arc welded for extra strength.
- Shelves are welded in place.

MODEL NUMBER	CAPACITY M	LENGTH	DEPTH	HEIGHT	WEIGHT
* K99	1.77	1524mm	762mm	1524mm	209kg
* K109	1.42	1524mm	610mm	1524mm	169kg
* K111	1.42	1524mm	610mm	1524mm	169kg
* K112	1.77	1524mm	762mm	1524mm	289kg
* K129	1.20	1829mm	508mm	1295mm	175kg
* K139	1.77	1524mm	762mm	1524mm	190kg



PORTABLE WORKSTATION

- Engineered to be used at strategic points around a factory or work site for storing and reviewing drawings as well as locking up tools.
- The top section has a large, sloping desk area suitable for spreading out prints and working on production drawings, with a full length storage shelf above.
- The swing up door offers some limited protection from the weather when used on construction sites.

MODEL NUMBER	LENGTH	DEPTH	HEIGHT	WEIGHT
K119	1524mm	1066mm	2082mm	264kg

Items marked "" are special order only.

STORAGE - MASTER BOXES



PIANO BOX

- Gas spring guards protect springs from shifting-load damage.
- Two shelves for extra storage and organisation.
- Interior storage grid for hanging safety gear and other items.
- Two recessed handles for safe closing, even with gloves on heavy duty hinges to resist pry-ins.
- Electrical pass through grommet- charge tools overnight.
- Non-linear three point latching system.
- Crane lift system.
- Tubular steel frame.
- Castors not included.

MODEL NUMBER	WEIGHT	LENGTH	DEPTH	HEIGHT
K1000	184kg	1676mm	762mm	1384mm



CHEST BOX

- Deep cover design for strength and security.
- Heavy duty single cover support for easy closing.
- Heavy duty hinges to resist pry-ins.
- Electrical pass through grommet- charge tools overnight.
- Non-linear three point latching system.
- Crane lift system.
- Weather and drill resistant lock.
- Tubular steel frame.

MODEL NUMBER	WEIGHT	LENGTH	DEPTH	HEIGHT
K1010	130kg	1676mm	762mm	914mm



CABINET BOX

- Top shelf 10.5" from top of cabinet lip, second shelf 7.5" from bottom of shelf, bottom shelf is adjustable for easy storage of bulky items.
- Low centre of gravity provides stability.
- Open design, without centre posts, for maximum storage and accessibility.
- Heavy duty hinges to resist pry-ins.
- Electrical pass through grommet- charge tools overnight.
- Non-linear three point latching system.
- Crane lift system.
- Weather and drill resistant lock.
- Tubular steel frame

MODEL NUMBER	WEIGHT	LENGTH	DEPTH	HEIGHT
K1020	182kg	1676mm	762mm	1384mm

SECTION CONTENTS

GENERAL PURPOSE DRY CUTTING	06-72
GENERAL PURPOSE STEEL AND STAINLESS STEEL CUTTING	06-72
GENERAL PURPOSE STEEL CUTTING.....	06-73
GENERAL PURPOSE STEEL GRINDING.....	06-73
DOUBLE DENSITY FLAP DISCS	06-74
FLAP WHEELS	06-74
ROCKET SEMI FLEXIBLE "TURBO" DISCS	06-75
NYLON ABRASIVE – MOUNTED BRUSHES	06-75
MOUNTED CONICAL BRUSH BEVELLED BRUSH (TWISTED OR CRIMPED).....	06-76
MOUNTED CUP BRUSH (TWISTED OR CRIMPED WIRE)	06-76
MOUNTED CONICAL WHEEL TWISTED OR CRIMPED....	06-76
END BRUSH.....	06-76
CRIMPED CIRCULAR WHEELS.....	06-77
CRIMPED WIRE CONICAL BRUSH/BEVEL BRUSH	06-77
TWISTED WIRE CONICAL BRUSH/BEVEL BRUSH	06-77
CRIMPED WIRE CUP BRUSH	06-77
TWISTED WIRE CUP BRUSH	06-77
CRIMPED WIRE WHEELS.....	06-78
TWIST KNOT WHEELS	06-78
CRIMPED CUP BRUSHES.....	06-79
TWIST KNOT CUP BRUSHES.....	06-79
CLINICAL BRUSHES.....	06-80
SPID BRUSHES	06-80
SLIM HAND BRUSHES	06-81
WOODEN WELDERS BRUSH.....	06-81
HAND BRUSHES.....	06-81
MOUNTED WHEELS – 6MM SHAFT.....	06-81
MOUNTED WHEELS – 6MM SHAFT.....	06-82
CONDENSER AND BOILER TUBE BRUSHES.....	06-83



06 ABRASIVES & WIRE BRUSHES

CASTORS

WHEELS

CONVEYORS

TROLLEYS
& STRAPS

STORAGE
& BOXES

ABRASIVES &
WIRE BRUSHES

HAND TOOLS

SPRAYERS

KEY STEEL &
SHIM

LIGHTING

OIL CANS &
REDUCTEUR

ROCKET CUTTING DISCS

GENERAL PURPOSE DRY CUTTING

- Cuts bricks, blocks and concrete.
- Can be used to cut non ferrous metals.
- Complies to AS 1788.1-1987 DIN EN 12413.
- Always use safety guards.
- Always wear protective clothing and safety equipment.
- Do not exceed the maximum safe speed.



MASONRY		FLAT CUT OFF WHEEL					
PART	SIZE	GRADE	MAX RPM	BARCODE	MIN. BUY	BOX QTY	CARTON QTY
CDMA100216	100 X 2 X 16	C30RBF	15200	9336985000348	10	50	200
CDMA115322	115 X 3 X 22	C30RBF	13500	9336985000355	10	50	200
CDMA125322	125 X 3 X 22	C30RBF	12200	9336985000362	10	50	200
CDMA180322	180 X 3 X 22	C30RBF	8500	9336985000379	10	50	100
CDMA230322	230 X 3 X 22	C30RBF	6600	9336985000386	10	10	50

GENERAL PURPOSE STEEL AND STAINLESS STEEL CUTTING

- Quick cutting action.
- Cooler cutting action.
- Use on harder metals.
- Complies to AS 1788.1-1987 DIN EN 12413.
- Always use safety guards.
- Always wear protective clothing and safety equipment
- Do not exceed the maximum safe speed.
- 100mm x 115mm & 125mm available in a protective metal can containing 10 discs.
- Metal can protect discs from damage and avoids contact with chemicals.



STAINLESS AND STEEL		FLAT CUT OFF WHEEL - ULTRATHIN					
PART	SIZE	GRADE	MAX RPM	BARCODE	MIN. BUY	BOX QTY	CARTON QTY
CDSS100116	100 X 1 X 16	A60TBF	15200	9336985000454	10	50	500
CDSS100116CAN	100 X 1 X 16	A60TBF	15200	9336985000799	1 CAN 10 DISCS	5 CANS 50 DISCS	40 CANS 400 DISCS
CDSS115122	115 X 1 X 22	A60TBF	13500	9336985000461	10	50	500
CDSS115122CAN	115 X 1 X 22	A60TBF	13500	9336985000812	1 CAN 10 DISCS	5 CANS 50 DISCS	40 CANS 400 DISCS
CDSS125122	125 X 1 X 22	A60TBF	12200	9336985000478	10	100	500
CDSS125122CAN	125 X 1 X 22	A60TBF	12200	9336985000805	1 CAN 10 DISCS	5 CANS 50 DISCS	40 CANS 400 DISCS
CDSS180222	180 X 2 X 22	A60TBF	8500	9336985000430	10	50	100
CDSS230222	230 X 2 X 22	A60TBF	6600	9336985000447	10	10	50

METAL GRINDING WHEELS

GENERAL PURPOSE STEEL CUTTING

- Long cutting life.
- For faster cutting use thin stainless cut off wheels.
- Complies to AS 1788.1-1987 DIN EN 12413.
- Always use safety guards.
- Always wear protective clothing and safety equipment.
- Do not exceed the maximum safe speed.



METAL		FLAT CUT OFF WHEEL					
PART	SIZE	GRADE	MAX RPM	BARCODE	MIN. BUY	BOX QTY	CARTON QTY
CDM100216	100 X 2 X 16	A30RBF	15200	9336985000270	10	50	200
CDM115322	115 X 3 X 22	A30RBF	13500	9336985000287	10	50	200
CDM125322	125 X 3 X 22	A30RBF	12200	9336985000294	10	50	200
CDM180322	180 X 3 X 22	A30RBF	8500	9336985000317	10	50	100
CDM230322	230 X 3 X 22	A30RBF	6600	9336985000324	10	10	50
CDM355325	355 X 3 X 25.4	A30RBF	4400	9336985000331	10	10	30

GENERAL PURPOSE STEEL GRINDING

- Long grinding life.
- Excellent stock removal.
- Complies to AS 1788.1-1987 DIN EN 12413.
- Always use safety guards.
- Always wear protective clothing and safety equipment.
- Do not exceed the maximum safe speed.



METAL		RAISED HUB GRINDING WHEEL					
PART	SIZE	GRADE	MAX RPM	BARCODE	MIN. BUY	BOX QTY	CARTON QTY
GDM100616	100 X 6 X 16	A24RBF	15200	93369850002163	10	25	200
GDM115622	115 X 6 X 22	A24RBF	13300	9336985000225	10	10	100
GDM125622	125 X 6 X 22	A24RBF	12200	9336985000232	10	10	100
GDM180622	180 X 6 X 22	A24RBF	8500	9336985000249	10	10	50
GDM230622	230 X 6 X 22	A24RBF	6600	9336985000256	10	10	30

ABRASIVE PRODUCTS

DOUBLE DENSITY FLAP DISCS


- Made made in europe to din en13743 from zirconia in a range of grits.
- For use on angle grinders.
- Largely used for rust removal, slag removal, deburring and weld removal.
- Can be used effectively on stainless steel, steel, iron and other non ferrous metals.
- The lower the grit number, the more aggressive and coarse the disc will be.



PART	DESCRIPTION	MIN. BUY	BOX QTY
FD10040Z	FLAP DISC 102 X 16MM 40 GRIT ZIRCONIA	10	10
FD10060Z	FLAP DISC 102 X 16MM 60 GRIT ZIRCONIA	10	10
FD10080Z	FLAP DISC 102 X 16MM 80 GRIT ZIRCONIA	10	10
FD100120Z	FLAP DISC 102 X 16MM 120 GRIT ZIRCONIA	10	10
FD11540Z	FLAP DISC 115 X 22MM 40 GRIT ZIRCONIA	10	10
FD11560Z	FLAP DISC 115 X 22MM 60 GRIT ZIRCONIA	10	10
FD11580Z	FLAP DISC 115 X 22MM 80 GRIT ZIRCONIA	10	10
FD115120Z	FLAP DISC 115 X 22MM 120 GRIT ZIRCONIA	10	10
FD12540Z	FLAP DISC 125 X 22MM 40 GRIT ZIRCONIA	10	10
FD12560Z	FLAP DISC 125 X 22MM 60 GRIT ZIRCONIA	10	10
FD12580Z	FLAP DISC 125 X 22MM 80 GRIT ZIRCONIA	10	10
FD125120Z	FLAP DISC 125 X 22MM 120 GRIT ZIRCONIA	10	10
FD18040Z	FLAP DISC 180 X 22MM 40 GRIT ZIRCONIA	10	10
FD18060Z	FLAP DISC 180 X 22MM 60 GRIT ZIRCONIA	10	10
FD18080Z	FLAP DISC 180 X 22MM 80 GRIT ZIRCONIA	10	10
FD180120Z	FLAP DISC 180 X 22MM 120 GRIT ZIRCONIA	10	10

FLAP WHEELS

- Made from aluminium oxide.
- For use on straight grinders or drills.
- Largely used for rust removal, slag removal, deburring and residue removal.
- Can be used effectively on stainless steel, steel, iron and other non ferrous metals.
- The lower the grit number, the more aggressive and coarse the wheel will be.



PART	DESCRIPTION	MIN. BUY	BOX QTY
FW3010640	FLAP WHEEL 30 X 10 X 6MM 40 GRIT	1	10
FW3010660	FLAP WHEEL 30 X 10 X 6MM 60 GRIT	1	10
FW3010680	FLAP WHEEL 30 X 10 X 6MM 80 GRIT	1	10
FW30106120	FLAP WHEEL 30 X 10 X 6MM 120 GRIT	1	10
FW3015640	FLAP WHEEL 30 X 15 X 6MM 40 GRIT	1	10
FW3015660	FLAP WHEEL 30 X 15 X 6MM 60 GRIT	1	10
FW3015680	FLAP WHEEL 30 X 15 X 6MM 80 GRIT	1	10
FW30156120	FLAP WHEEL 30 X 15 X 6MM 120 GRIT	1	10
FW4020640	FLAP WHEEL 40 X 20 X 6MM 40 GRIT	1	10
FW4020660	FLAP WHEEL 40 X 20 X 6MM 60 GRIT	1	10
FW4020680	FLAP WHEEL 40 X 20 X 6MM 80 GRIT	1	10
FW40206120	FLAP WHEEL 40 X 20 X 6MM 120 GRIT	1	10
FW5020640	FLAP WHEEL 50 X 20 X 6MM 40 GRIT	1	10
FW5020660	FLAP WHEEL 50 X 20 X 6MM 60 GRIT	1	10
FW5020680	FLAP WHEEL 50 X 20 X 6MM 80 GRIT	1	10
FW50206120	FLAP WHEEL 50 X 20 X 6MM 120 GRIT	1	10
FW6030640	FLAP WHEEL 60 X 30 X 6MM 40 GRIT	1	10
FW6030660	FLAP WHEEL 60 X 30 X 6MM 60 GRIT	1	10
FW6030680	FLAP WHEEL 60 X 30 X 6MM 80 GRIT	1	10
FW60306120	FLAP WHEEL 60 X 30 X 6MM 120 GRIT	1	10

ABRASIVES & WIRE BRUSHES

ROCKET SEMI FLEXIBLE "TURBO" DISCS

- Rough grinding of concrete.
- Grinding and shaping of fibreglass.
- Removal of glue, plastic and resins.
- Ideal for building and renovation of jobs.
- All non ferrous rough grinding.
- The lower the grit number, the more aggressive and coarse the disc will be.
- Made in Europe.



PART	DESCRIPTION	MIN. BUY	BOX QTY
SFD115C16	SEMI FLEXIBLE TURBO DISC 115 X C16 SILICON CARBIDE GRIT	10	10
SFD115C24	SEMI FLEXIBLE TURBO DISC 115 X C24 SILICON CARBIDE GRIT	10	10
SFD115C36	SEMI FLEXIBLE TURBO DISC 115 X C36 SILICON CARBIDE GRIT	10	10
SFD125C16	SEMI FLEXIBLE TURBO DISC 125 X C16 SILICON CARBIDE GRIT	10	10
SFD125C24	SEMI FLEXIBLE TURBO DISC 125 X C24 SILICON CARBIDE GRIT	10	10
SFD125C36	SEMI FLEXIBLE TURBO DISC 125 X C36 SILICON CARBIDE GRIT	10	10
SFD180C16	SEMI FLEXIBLE TURBO DISC 180 X C16 SILICON CARBIDE GRIT	10	10
SFD180C24	SEMI FLEXIBLE TURBO DISC 180 X C24 SILICON CARBIDE GRIT	10	10
SFD180C36	SEMI FLEXIBLE TURBO DISC 180 X C36 SILICON CARBIDE GRIT	10	10

NYLON ABRASIVE – MOUNTED BRUSHES

- Made in Europe.
- Use in an electric drill.
- Removes weld discolouration on metal.
- Leaves satin finish on metal.
- Removes paint and coatings from timber.
- Removes paint from stone or bricks.
- Long lasting.
- Red more aggressive.
- Blue less aggressive.



PART	DESCRIPTION	MIN. BUY	BOX QTY
BG75A	WHEEL 75 X 6MM SHAFT, NYLON ABRASIVE 120 GRIT RED	1	10
BG75B	WHEEL 75 X 6MM SHAFT, NYLON ABRASIVE 180 GRIT BLUE	1	10
BT50A	CUP 50 X 6MM SHAFT, NYLON ABRASIVE 120 GRIT RED	1	10
BP20A	END BRUSH 20 X 6MM SHAFT, NYLON ABRASIVE 120 GRIT RED	1	10
BP20B	END BRUSH 20 X 6MM SHAFT, NYLON ABRASIVE 180 GRIT BLUE	1	10

WIRE BRUSHWARE

MOUNTED CONICAL BRUSH BEVELLED BRUSH (TWISTED OR CRIMPED)

- Filled with highly resistant crimped wire or aggressive twisted wire.
- Can be fitted to drill chuck.
- Crimped wire largely used for surface deburring and polishing.
- Twisted wire largely used for slag and rust removal.
- Crimped wire acts less aggressively than twisted wire.
- Shape of brush is ideal for rounded and irregular surfaces, corners and edges.



PART	DESCRIPTION	MIN. BUY	BOX. QTY
RBC100G	MOUNTED CRIMPED WIRE CONICAL BRUSH.100 X 6MM SHAFT. 0.35 WIRE. 12500 RPM.	1	5
RBCZ100G	MOUNTED TWISTED WIRE CONICAL BRUSH.100 X 6MM SHAFT 0.35 WIRE. 12500 RPM.	1	5

MOUNTED CUP BRUSH (TWISTED OR CRIMPED WIRE)

- Filled with highly resistant crimped wire or aggressive twisted wire.
- Can be fitted to drill chuck.
- Crimped wire largely used for surface deburring and polishing.
- Twisted wire largely used for slag and rust removal.
- Crimped wire acts less aggressively than twisted wire.



PART	DESCRIPTION	MIN. BUY	BOX. QTY
RBC100.02	CRIMPED CONICAL BRUSH. 100 X M10 THREAD. 0.35 WIRE 12500 RPM.	1	5
RBC100.03	CRIMPED CONICAL BRUSH.100 X M14 THREAD. 0.35 WIRE 12500 RPM.	1	5
RBTZ75G	MOUNTED TWISTED WIRE CUP BRUSH.75 X 6MM SHAFT. 0.35 WIRE 4500 RPM.	1	5

MOUNTED CONICAL WHEEL TWISTED OR CRIMPED

- Filled with highly resistant crimped wire or aggressive twisted wire.
- Can be fitted to drill chuck.
- Crimped wire largely used for surface deburring and polishing.
- Twisted wire largely used for slag and rust removal.
- Crimped wire acts less aggressively than twisted wire.
- Ideal for irregular surfaces and corners.



PART	DESCRIPTION	MIN. BUY	BOX. QTY
RBGZ75G	MOUNTED TWISTED WIRE WHEEL.75 X 6MM SHAFT. 0.35 WIRE 4500 RPM.	1	5
RBG50G	MOUNTED CRIMPED WIRE WHEEL.50 X 6MM SHAFT. 0.35 WIRE 4500 RPM.	1	5
RBG100G	MOUNTED CRIMPED WIRE WHEEL.100 X 6MM SHAFT. 0.35 WIRE 4500 RPM.	1	5

END BRUSH

- Filled with highly resistant crimped wire.
- Can be fitted to drill chuck.
- Largely used for surface deburring and polishing.
- Ideal for tight areas, irregular surfaces, corners and edges.



PART	DESCRIPTION	MIN. BUY	BOX. QTY
RBP24G	CRIMPED WIRE END BRUSH.24 X 6MM SHAFT. 0.35 WIRE 8000 RPM.	1	5



Rocket wire brushes are all hang sell blisterpacked

WIRE BRUSHWARE

CRIMPED CIRCULAR WHEELS

- Filled with high quality carbon steel wire.
- Can be fitted on selected bench machines.
- Largely used for surface deburring and polishing.



PART	DESCRIPTION	MIN. BUY	BOX. QTY
RB150M	CRIMPED CIRCULAR WHEEL.150 X 25MM. 0.35 WIRE MULTI BORE 6000 RPM.	1	5
RB200M	CRIMPED CIRCULAR WHEEL.200 X 25MM. 0.35 WIRE MULTI BORE 4500 RPM.	1	5

CRIMPED WIRE CONICAL BRUSH/BEVEL BRUSH

- Filled with highly resistant crimped wire.
- Can be fitted onto an angle grinder.
- Largely used for surface deburring and polishing.
- Crimped wire acts less aggressively than twisted wire.
- Shape of brush is ideal for rounded and irregular surfaces, corners and edges.



PART	DESCRIPTION	MIN. BUY	BOX. QTY
RBC100.02	CRIMPED CONICAL BRUSH. 100 X M10 THREAD. 0.35 WIRE 12500 RPM.	1	5
RBC100.03	CRIMPED CONICAL BRUSH.100 X M14 THREAD. 0.35 WIRE 12500 RPM.	1	5

TWISTED WIRE CONICAL BRUSH/BEVEL BRUSH

- Filled with highly resistant twisted wire.
- Can be fitted onto an angle grinder.
- Largely used for slag and rust removal.
- Twisted wire acts more aggressively than crimped wire.
- Shape of brush is ideal for rounded and irregular surfaces, corners and edges.



PART	DESCRIPTION	MIN. BUY	BOX. QTY
RBCZ100.02	TWISTED CONICAL BRUSH.100 X M10 THREAD. 0.35 WIRE 12500 RPM.	1	5
RBCZ100.03	TWISTED CONICAL BRUSH.100 X M14 THREAD. 0.35 WIRE 12500 RPM.	1	5

CRIMPED WIRE CUP BRUSH

- Filled with highly resistant crimped steel wire.
- Can be fitted onto an angle grinder.
- Largely used for metal surface preparation prior to painting.
- Crimped wire acts less aggressively than twisted wire.
- Ideal for flat or slightly contoured surfaces.



PART	DESCRIPTION	MIN. BUY	BOX. QTY
RBT75.02	CRIMPED WIRE CUP BRUSH.75MM X M10 THREAD. 0.35 WIRE 14000 RPM.	1	5
RBT75.03	CRIMPED WIRE CUP BRUSH.75MM X M14 THREAD. 0.35 WIRE 14000 RPM.	1	5
RBT100.03	CRIMPED WIRE CUP BRUSH.100MM X M14 THREAD. 0.35 WIRE. 8500 RPM.	1	5

TWISTED WIRE CUP BRUSH

- Filled with strong aggressive twisted steel wire.
- Can be fitted onto an angle grinder.
- Largely used for removal of slag, rust, rubber and residue.
- Twisted wire acts more aggressively than crimped wire.
- Ideal for flat or slightly contoured surfaces.



PART	DESCRIPTION	MIN. BUY	BOX. QTY
RBTZ75.02	TWISTED WIRE CUP BRUSH.75 X M10 THREAD. 0.35 WIRE 14000 RPM.	1	5
RBTZ75.03	TWISTED WIRE CUP BRUSH.75 X M14 THREAD. 0.35 WIRE 14000 RPM.	1	5
RBTZ90.03	TWISTED WIRE CUP BRUSH.90 X M14 THREAD. 0.35 WIRE. 8500 RPM.	1	5

WIRE WHEELS

CRIMPED WIRE WHEELS


- Filled with high quality filaments.
- Can be fitted on selected bench machines.
- Largely used for surface deburring and polishing.
- Removes rust, glue, rubber or residue from all metal surfaces.



PART	SIZE	WIRE TYPE	BORE	RPM	MIN. BUY	CTN BUY
B100	100X9MM	STEEL	13MM	6000	1	6
3103	100X20MM	STEEL	16MM	6000	1	6
3122	125X17MM	STEEL	16MM	6000	1	6
B3122SS	125X17MM	STAINLESS	MULTI	6000	1	6
3123	125X25MM	STEEL	16MM	6000	1	6
B150	150X14MM	STEEL	16MM	6000	1	6
4152	150X20MM	STEEL	MULTI	6000	1	6
B4152SS	150X20MM	STAINLESS	MULTI	6000	1	6
4153ABR	150X27MM	ABRASIVE NYLON	MULTI	6000	1	6
4153BRS	150X27MM	BRASS	MULTI	6000	1	6
4153SS	150X27MM	STAINLESS	MULTI	6000	1	6
4154	150X35MM	STEEL	MULTI	6000	1	6
4202	200X23MM	STEEL	MULTI	4500	1	6
4203	200X29MM	STEEL	MULTI	4500	1	6
4203ABR	200X29MM	ABRASIVE NYLON	MULTI	4500	1	6
4203BRS	200X29MM	BRASS	MULTI	4500	1	6
4203SS	200X29MM	STAINLESS	MULTI	4500	1	6
4204	200X36MM	STEEL	MULTI	4500	1	6
4206	200X50MM	STEEL	MULTI	4500	1	6
6253	250X26MM	STEEL	MULTI	3600	1	1
6254	250X36MM	STEEL	MULTI	3600	1	1
10302	300X36MM	STEEL	32MM	3000	1	1
10303	300X48MM	STEEL	32MM	3000	1	1
12353	350X48MM	STEEL	32MM	2400	1	1

TWIST KNOT WHEELS

- Filled with high quality carbon steel wire.
- Can be fitted onto an angle grinder or bench grinder.
- Largely used for slag and rust removal.
- Twisted wire acts more aggressively than crimped wire.
- Shape of brush is ideal for rounded and irregular surfaces.



PART	SIZE	WIRE TYPE	BORE	RPM	MIN. BUY	CTN BUY
U101.5	100X11MM	STEEL 0.50	22.2MM	15000	1	1
U3103	100X18MM	STEEL 0.50	22.2MM	15000	1	1
U115	115X12MM	STEEL 0.50	22.2MM	15000	1	1
U115SS	115X12MM	STAINLESS 0.50	22.2MM	15000	1	1
U125	125X12MM	STEEL 0.50	22.2MM	12500	1	1
U125SS	125X12MM	STAINLESS 0.50	22.2MM	12500	1	1
U3151	150X12MM	STEEL 0.50	22.2MM	12500	1	1
U3151SS	150X12MM	STAINLESS 0.50	22.2MM	12500	1	1
U3152	150X18MM	STEEL 0.50	22.2MM	12500	1	1
U5201	200X8MM	STEEL 0.50	22.2MM	9000	1	1
U5202	200X29MM	STEEL 0.50	22.2MM	9000	1	1

WIRE BRUSHWARE

CRIMPED CUP BRUSHES

- Heavy Duty brush filled with high quality highly resistant crimped steel wire or stainless steel.
- To be used on angle grinder.
- Ideal for surface deburring, polishing and surface preparation.
- Made in Italy from high quality material.



PART	SIZE	WIRE TYPE	MOUNT	RPM	MIN. BUY	CTN BUY
BT80.02	75MM	STEEL	M10	14000	1	12
T80.02BRS	75MM	BRASS	M10	14000	1	12
BT80.02SS	75MM	STAINLESS	M10	14000	1	12
BT80.03	75MM	STEEL	M14	14000	1	12
T80.03ABR	75MM	ABRASIVE NYLON	M14	14000	1	12
T80.03BRS	75MM	BRASS	M14	14000	1	12
BT80.03SS	75MM	STAINLESS	M14	14000	1	12
T100MULTI	100MM	STEEL	MULTI	8500	1	6
T100ABR	100MM	ABRASIVE NYLON	M14	8500	1	6
T100BRS	100MM	BRASS	M14	8500	1	6
T100SSMULTI	100MM	STAINLESS	MULTI	8500	1	6

TWIST KNOT CUP BRUSHES

- Heavy Duty brush filled with highly aggressive twisted wire or stainless steel.
- To be used on angle grinder.
- Ideal for slag or rust removal.
- Made in Italy from high quality material.
- Comes with retaining skirt which holds the wire firmly in place, making brush aggressive.
- Retaining skirt can be removed to use underlying wire.



PART	SIZE	WIRE TYPE	MOUNT	RPM	MIN. BUY	CTN BUY
TZ70.02	70MM	STEEL NO RETAINING SKIRT	M10	14000	1	12
TZ70.03	70MM	STEEL NO RETAINING SKIRT	M14	14000	1	12
BTU71.02	70MM	STEEL	M10	14000	1	12
BTU71.02SS	70MM	STAINLESS	M10	14000	1	12
BTU71.03	70MM	STEEL	M14	14000	1	12
BTU71.03SS	70MM	STAINLESS	M14	14000	1	12
TU101MULTI	95MM	STEEL	MULTI	8500	1	6
TU101SS	95MM	STAINLESS	M14	8500	1	6
TU102	95MM	STEEL 2 ROW	M14	6000	1	6
TU111	105MM	STEEL	M14	8500	1	6
TU111SS	105MM	STAINLESS	M14	8500	1	6
TU131MULTI	120MM	STEEL	MULTI	6000	1	6
TU131SS	120MM	STAINLESS	M14	6000	1	6
TU152	150MM	STEEL 2 ROW	M14	6000	1	4

All grinders both air and electric, Asian or European, have M10 x 1.5 threads for grinders UP TO 100mm. All grinders 115mm and above have M14 x 2 threads. Always use stainless steel brushes on stainless steel jobs. RPM should match the RPM of your angle grinder. The brush should not be run above it's maximum RPM safe speed rating.

WIRE BRUSHWARE

CONICAL BRUSHES

- To be used on angle grinder, shaft mount in a drill.
- Crimped wire for surface deburring, surface preparation.
- Twist knot for heavy duty applications.
- Use Stainless steel when working on stainless steel.
- Made in Italy from high quality wire.



PART	SIZE	WIRE TYPE	MOUNT	RPM	MIN. BUY	CTN BUY
BC090.02	95MM	CRIMPED STEEL	M10	14000	1	12
BC090.02SS	95MM	CRIMPED STAINLESS	M10	14000	1	12
BC090.03	95MM	CRIMPED STEEL	M14	14000	1	12
BC090.03SS	95MM	CRIMPED STAINLESS	M14	14000	1	12
BC090G	95MM	CRIMPED STEEL	SHAFT	6500	1	12
BCZ95.02	95MM	TWIST KNOT STEEL	M10	14000	1	12
BCZ95.02SS	95MM	TWIST KNOT STAINLESS	M10	14000	1	12
BCZ95.03	95MM	TWIST KNOT STEEL	M14	14000	1	12
BCZ95.03SS	95MM	TWIST KNOT STAINLESS	M14	14000	1	12
BCZ95G	95MM	TWIST KNOT STEEL	SHAFT	6500	1	12

SPID BRUSHES

- Available in steel, stainless steel, brass and PVC.
- Fill is highly resistant crimped wire (excluding PVC version) held together in metal spine.
- Handle is made from ergonomically designed plastic.
- Spid brushes are sold in a merchandised box of 24, ideal for counter or shelf displays.
- The contoured angle of the brush makes it easy to use in tight corners or irregular surfaces.



PART	PACKAGING	WIRE TYPE	HANDLE	MIN. BUY	CTN BUY
SPIDSTEEL	MERCH' BOX	STEEL - BRASS COATED	RED	1	24
SPIDSS	MERCH' BOX	STAINLESS	GREEN	1	24
SPIDBRASS	MERCH' BOX	BRASS	YELLOW	1	24
SPIDPVC	MERCH' BOX	PVC	BLUE	1	24

WIRE BRUSHWARE

SLIM HAND BRUSHES

- Available with steel and stainless steel fill.
- deal for cleaning of welding seams and scraping on flat surfaces.

PART	DESCRIPTION	MIN. BUY	BOX QTY
SLIMBRASS	1792 SLIM HAND BRUSH BRASS FILL	12	12
SLIMNYLON	1793 SLIM HAND BRUSH NYLON FILL	12	12
SLIMSTEEL	1790 SLIM HAND BRUSH STEEL FILL	12	12
SLIMSS	1791 SLIM HAND BRUSH STAINLESS STEEL	12	12

WOODEN WELDERS BRUSH

- Available in Steel, Stainless Steel , Brass and Nylon.
- Limited size for better brushing of Small surfaces and Welds.

PART	DESCRIPTION	MIN. BUY	BOX QTY
3RWHB	3 ROW WELDERS WOODEN HANDLE BRUSH, STEEL FILL	12	12
4RWHB	4 ROW WELDERS WOODEN HANDLE BRUSH, STEEL FILL	12	12
4RWHBSS	4 ROW WELDERS WOODEN HANDLE BRUSH, STAINLESS FILL	12	12

HAND BRUSHES

- Handy brushes available in varying fill types. Suitable for removable of scale, cleaning, rust etc.

PART	DESCRIPTION	MIN. BUY	BOX QTY
618	BRASS WIRE (3 ROW X 36MM) RED, PLASTIC HANDLE 155MM LONG	1	24
65	FILE CLEANING 100 X 40MM PLASTIC HANDLE 180MM LONG	12	12

MOUNTED WHEELS – 6MM SHAFT

PART	SHAPE	WIRE	SIZE MM	MIN. BUY	CTN QTY
PZ30	END	TWIST KNOT STEEL	30	1	12
P10	END	CRIMPED STEEL	10	1	12
P20	END	CRIMPED STEEL	20	1	12
BP20SS	END	CRIMPED STAINLESS	20	1 BLISTER	12
P25	END	CRIMPED STEEL	25	1	12
PF20	MUSHROOM	CRIMPED STEEL	20	1	12
T50	CUP	CRIMPED STEEL	50	1	12
BT50SS	CUP	CRIMPED STAINLESS	50	1 BLISTER	12
T50ABR	CUP	ABRASIVE NYLON	50	1	12
T60SS	CUP	CRIMPED STAINLESS	60	1	12
T70	CUP	CRIMPED STEEL	70	1	12
T70BRS	CUP	BRASS	70	1	12
GG21	WHEEL	CRIMPED STEEL	18X3	1	12
GG25	WHEEL	CRIMPED STEEL	25X5	1	12
GG30	WHEEL	CRIMPED STEEL	30X6	1	12
GG35	WHEEL	CRIMPED STEEL	35X6	1	12



MOUNTED WHEELS

MOUNTED WHEELS – 6MM SHAFT

PART	SHAPE	WIRE	SIZE MM	MIN BUY	CTN QTY
GG42	WHEEL	CRIMPED STEEL	40X9	1	12
GG43SS	WHEEL	CRIMPED STAINLESS	40X12	1	12
BG50	WHEEL	CRIMPED STEEL	50X6	1 BLISTER	12
GG54SS	WHEEL	CRIMPED STAINLESS	50X15	1	12
GG55	WHEEL	CRIMPED STEEL	50X20	1	12
GG56	WHEEL	CRIMPED STEEL	50X25	1	12
GG64	WHEEL	CRIMPED STEEL	60X15	1	12
BG75	WHEEL	CRIMPED STEEL	75X9	1 BLISTER	12
BG75SS	WHEEL	CRIMPED STAINLESS	75X9	1 BLISTER	12
GG83	WHEEL	CRIMPED STEEL	80X12	1	12
GG83BRS	WHEEL	CRIMPED BRASS	80X12	1	12
GG84SS	WHEEL	CRIMPED STAINLESS	80X15	1	12
BG100	WHEEL	CRIMPED STEEL	100X7	1 BLISTER	12
GG102	WHEEL	CRIMPED STEEL	100X9	1	12
GG102BRS	WHEEL	CRIMPED BRASS	100X9	1	12
GG103	WHEEL	CRIMPED STEEL	100X16	1	12
G100ABR	WHEEL	ABRASIVE NYLON	100X40	1	12

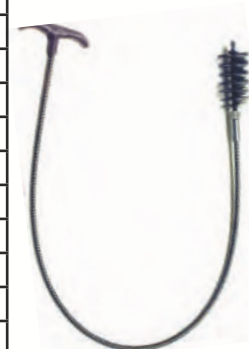



INDUSTRIAL BRUSHWARE

CONDENSER AND BOILER TUBE BRUSHES

- Condenser and boiler tube brushes are bound with a spiral of tempered steel held together with a wire core.
- Ideal for cleaning the inside of pipes (including threaded pipe and O ring slots etc).
- Can be fitted to drill chuck using extremely low speed (less than 80rpm). Brushes will bend or snap if used at speeds above 80rpm.
- A 1.5m flexible extension is available for the boiler tube brushes, which attaches to the threaded section of the brush. This allows you to push the brush through longer pipes. This extension is not suitable for the condensor tube brushes. Condensor tube brushes are often pulled through a pipe by fishing line or similar.

PART	DESCRIPTION		MIN. BUY	TYPE	
CTBS6	6MM DIA	3/16BSW	STEEL	1	CONDENSER
CTBS8	8MM DIA	3/16BSW	STEEL	1	CONDENSER
CTBS10	10MM DIA	3/16BSW	STEEL	1	CONDENSER
CTBS11	11MM DIA	5/16BSW	STEEL	1	CONDENSER
CTBS13	13MM DIA	5/16BSW	STEEL	1	CONDENSER
CTBS14	14MM DIA	5/16BSW	STEEL	1	CONDENSER
CTBS16	16MM DIA	5/16BSW	STEEL	1	CONDENSER
CTBS17	17MM DIA	5/16BSW	STEEL	1	CONDENSER
CTBS19	19MM DIA	5/16BSW	STEEL	1	CONDENSER
CTBS25	25MM DIA	5/16BSW	STEEL	1	CONDENSER
CTBB6	6MM DIA	3/16BSW	BRASS	1	CONDENSER
CTBB8	8MM DIA	3/16BSW	BRASS	1	CONDENSER
CTBB10	10MM DIA	3/16BSW	BRASS	1	CONDENSER
CTBB11	11MM DIA	5/16BSW	BRASS	1	CONDENSER
CTBB13	13MM DIA	5/16BSW	BRASS	1	CONDENSER
CTBB14	14MM DIA	5/16BSW	BRASS	1	CONDENSER
CTBB16	16MM DIA	5/16BSW	BRASS	1	CONDENSER
CTBB17	17MM DIA	5/16BSW	BRASS	1	CONDENSER
CTBB19	19MM DIA	5/16BSW	BRASS	1	CONDENSER
CTBB25	25MM DIA	5/16BSW	BRASS	1	CONDENSER
BTB22	22MM DIA	1/2BSW	STEEL	1	BOILER
BTB25	25MM DIA	1/2BSW	STEEL	1	BOILER
BTB28	28MM DIA	1/2BSW	STEEL	1	BOILER
BTB32	32MM DIA	1/2BSW	STEEL	1	BOILER
BTB35	35MM DIA	1/2BSW	STEEL	1	BOILER
BTB38	38MM DIA	1/2BSW	STEEL	1	BOILER
BTB41	41MM DIA	1/2BSW	STEEL	1	BOILER
BTB44	44MM DIA	1/2BSW	STEEL	1	BOILER
BTB47	47MM DIA	1/2BSW	STEEL	1	BOILER
BTB50	50MM DIA	1/2BSW	STEEL	1	BOILER
BTB56	56MM DIA	1/2BSW	STEEL	1	BOILER
BTB60	60MM DIA	1/2BSW	STEEL	1	BOILER
BTB64	64MM DIA	1/2BSW	STEEL	1	BOILER
BTB66	66MM DIA	1/2BSW	STEEL	1	BOILER
BTB70	70MM DIA	1/2BSW	STEEL	1	BOILER
BTB73	73MM DIA	1/2BSW	STEEL	1	BOILER
BTB76	76MM DIA	1/2BSW	STEEL	1	BOILER
BTB82	82MM DIA	1/2BSW	STEEL	1	BOILER
BTB89	89MM DIA	1/2BSW	STEEL	1	BOILER
BTB95	95MM DIA	1/2BSW	STEEL	1	BOILER
BTB100	100MM DIA	1/2BSW	STEEL	1	BOILER
BTB127	127MM DIA	1/2BSW	STEEL	1	BOILER
BTB152	152MM DIA	1/2BSW	STEEL	1	BOILER
BTBEXT	FLEXIBLE EXTENSION 1.5 MTR			1	BOILER



07 HAND TOOLS

SECTION CONTENTS

SUPER IMPAX® SLEDGE HAMMERS	07-86
SHOVELS – SOLID FIBREGLASS – POLY CLAD.....	07-86
SLEDGE HAMMERS – SOLID FIBREGLASS – POLY CLAD	07-87
SLEDGE HAMMERS – SOLID FIBREGLASS – POLY CLAD	07-87
DRILLING HAMMERS – GYMPIE.....	07-87
HANDLES	07-88
EPOXY KITS	07-88
1000 VOLT CERTIFIED NON CONDUCTIVE DIGGING TOOLS	07-89
BALL PEIN HAMMERS.....	07-90
IMPAX® SOFT FACE DEAD BLOW HAMMER SET	07-90
DEAD BLOW HAMMERS	07-90
AXE – MATTOCK – BLOCK SPLITTER.....	07-90
CIRCLIP PLIERS	07-91
HEAVY DUTY COMBINATION PLIERS	07-92
PLIER SET	07-92
ADJUSTABLE WRENCHES.....	07-92
CARPENTERS PINNERS.....	07-93
CONCRETTERS NIPPERS	07-93
END NIPPERS	07-93
LOCK GRIP PLIERS	07-93
LONG NOSE PLIERS	07-93
LONG NOSE PLIERS - MULTIFUNCTIONAL	07-93
LONG NOSE BENT PLIERS	07-93
MULTIGRIPS	07-94
SIDE CUTTERS - ELECTRICIANS.....	07-94
SIDE CUTTERS - HEAVY DUTY	07-94
WIRE STRIPPERS	07-94
METRIC 12 POINT - BI - HEXAGON UD PROFILE	07-95
A / F 12 POINT - BI - HEXAGON UD PROFILE.....	07-95
WHITWORTH 12 POINT - BI - HEXAGON UD PROFILE ...	07-96
#.....	07-96
SOCKETS INHEX 1/2" SQ DRIVE METRIC.....	07-97
SOCKETS INHEX 1/2" SQ DRIVE A/F.....	07-97
SOCKET SETS INHEX 1/2" SQ DRIVE A/F	07-97
SOCKETS INHEX 1/2" SQ DRIVE A/F LONG.....	07-97
TORX	07-98
SOCKETS SHORT SPLINE	07-98
SOCKETS LONG SPLINE	07-98
SOCKETS INHEX 3/4" SQ DRIVE METRIC.....	07-98
METRIC BI HEXAGON PROFILE 12 POINT	07-99
A/F BI - HEXAGON PROFILE 12 POINT	07-99
3/4 DRIVE ACCESSORIES	07-100
SOCKET SETS	07-101

SECTION CONTENTS

METRIC - SWIVEL HEAD COMBINATION SAME SIZE SWIVEL HEAD AND OPEN END - SLIM SHAFT	07-102
SWIVEL HEAD SOCKET WRENCH - DOUBLE ENDED...	07-102
COMBINATION RING / OPEN ENDED - METRIC	07-103
COMBINATION RING / OPEN ENDED - A/F	07-104
COMBINATION RING / OPEN ENDED - WHITWORTH ...	07-105
COMBINATION RING / OPEN ENDED SET	07-105
COMBINATION RING / OPEN ENDED - METRIC	07-106
COMBINATION RING / OPEN ENDED - A/F	07-107
COMBINATION RING / OPEN ENDED - METRIC	07-108
FLARE NUT SPANNERS - METRIC.....	07-109
FLARE NUT SPANNERS - A/F	07-109
RING SPANNERS - HALF MOON - METRIC.....	07-109
RING SPANNERS - HALF MOON - A/F	07-109
OPEN END - METRIC.....	07-110
OPEN END - A/F	07-111
OPEN END - WHITWORTH.....	07-111
RING SPANNERS - METRIC	07-112
RING SPANNERS - A/F	07-113
RING SPANNERS - WHITWORTH	07-113
SLOGGING SPANNERS - METRIC	07-114
SLOGGING SPANNERS - A/F	07-115
SCREW DRIVER - OFFSET	07-116
TYRE LEVERS	07-116
DRAIN PLUG WRENCH	07-116
OIL FILTER ADJUSTABLE	07-116
PLUMBERS PIPE WRENCH	07-116
STRAP WRENCH	07-116
SCREW DRIVER - SLOTTED.....	07-117
SCREW DRIVER - PHILLIPS HEAD	07-117
SCREW DRIVER SETS (6 PCS).....	07-117
GEDORE MERCH STANDS.....	07-118

NuPro[®]



FIBREGLASS HANDLED TOOLS

GEDORE
TOOLS FOR LIFE

07 HAND TOOLS

CASTORS

WHEELS

CONVEYORS

TROLLEYS & STRAPS

STORAGE & BOXES

ABRASIVES & WIRE BRUSHES

SPRAYERS

KEY STEEL & SHIM

LIGHTING

OIL CANS & REDUCTEUR

FIBRE GLASS TECHNOLOGY

CASTORS

WHEELS

CONVEYORS

TROLLEYS
& STRAPS

STORAGE &
BOXES

ABRASIVES &
WIRE BRUSHES

HAND TOOLS

SPRAYERS

KEY STEEL &
SHIM

LIGHTING

OIL CANS &
REDUCTEUR

SUPER IMPAX® SLEDGE HAMMERS

- Comes with serrated rubber cushion grip. Eliminates the cost of replacing the complete unit, only the tips will need replacing over time. Tips available in a range of hardness to suit a broad range of applications.



(Replacement striking tips available separately)

PART	DESCRIPTION	MIN. BUY	BOX QTY
N09-419-S	Hammer (6lb) 2.72kg 450mm Long With Standard 75mm Tips	1	1
N09-421-S	Hammer (6lb) 2.72kg 810mm Long With Standard 75mm Tips	1	1
N09-375-S	Hammer (8lb) 3.63kg 810mm Long With Standard 75mm Tips	1	1
N07-402-S	Hammer Dead Blow (16lb) 7.27kg 810mm Long With Standard 100mm Tips	1	1
N07-404-S	Hammer Dea Blow (20lb) 9kg 810mm Long With Standard 100mm Tips	1	1
N15-304	Striking Tip 75mm Dia – Green – Tough (Recommended)	1	1
N15-309	Striking Tip 75mm Dia – Yellow – Extra Hard (Recommended)	1	1
N15-404	Striking Tip 100mm Dia – Green – Tough (Recommended)	1	1
N15-409	Striking Tip 100mm Dia – Yellow – Extra Hard (Recommended)	1	1

*Other tips available on special request.

SHOVELS – SOLID FIBREGLASS – POLY CLAD

- Smooth handle for ease of use.



PART	DESCRIPTION	MIN. BUY	BOX QTY
N72-061	Nupla Shovel – Round Mouth – Long Handle	1	6
N72-075	Nupla Shovel – Square Mouth – Long Handle	1	6
N72-091	Nupla Shovel – Post Hole – Long Handle	1	6
N72-107	Nupla Spade – Long Handle	1	6



SLEDGE HAMMERS – SOLID FIBREGLASS – POLY CLAD

- Impact reducing moulded rubber coated handle.

PART	DESCRIPTION	MIN. BUY	BOX QTY
N75.25-540	4lb Sledge Hammer (1.78kg) (350mm handle)	1	2
N75.25-806	6lb Sledge Hammer (2.73kg) (800mm handle)	1	2
N75.25-808	8lb Sledge Hammer (3.58kg) (800mm handle)	1	2
N75.25-810	10lb Sledge Hammer (4.48kg) (800mm handle)	1	2
N75.25-812	12lb Sledge Hammer (5.45kg) (800mm handle)	1	2
N75.25-818	16lb Sledge Hammer (7.16kg) (900mm handle)	1	2
N75.25-822	20lb Sledge Hammer (8.96kg) (900mm handle)	1	2

SLEDGE HAMMERS – SOLID FIBREGLASS – POLY CLAD

SOFT STEEL

= 30R Rockwell hardness.

- Used in mining, construction and excavation industries.
- For striking hard metal surfaces such as hardened pins, rail road spikes and excavator teeth.
- Similar hardness to brass. Max'
- Reduces shearing and shattering when striking hardened steel.
- Blue heads marked 'S' for 'Soft'.
- Nuplaglas Ergonomic Super Grip handles.



PART	DESCRIPTION	MIN. BUY	BOX QTY
NBDS-4	4lb Sledge Hammer (1.78kg) (350mm handle)	1	2
NBDS-6	6lb Sledge Hammer (2.73kg) (800mm handle)	1	2
NBDS-8	8lb Sledge Hammer (3.68kg) (800mm handle)	1	2
NBDS-10	10lb Sledge Hammer (4.48kg) (800mm handle)	1	2
NBDS-12	12lb Sledge Hammer (5.45kg) (800mm handle)	1	2
NBDS-16	16lb Sledge Hammer (7.16kg) (900mm handle)	1	2
NBDS-22	20lb Sledge Hammer (8.96kg) (900mm handle)	1	2

DRILLING HAMMERS – GYMPIE

- Serrated poly grip for ease of use.



PART	DESCRIPTION	MIN. BUY	BOX QTY
N75.20-535	3lb Hammer (1.34kg) (250mm handle)	1	2
N75.20-545	4lb Hammer (1.79kg) (250mm handle)	1	2

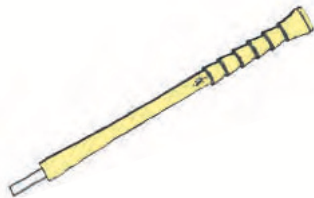
FIBRE GLASS TECHNOLOGY

NUPLA®

Nupla handles represent the latest technology in fibreglass tool handle production. SuperDuty Nuplaglas pultruded structural core with reinforcement sections at critical stress points, with an injection moulded clad exterior jacket of tough engineering polymer. This design optimises the inherent strength of Nuplaglas, and the ergonomic qualities realised in our injection moulding process. The handles provide the user with safety, comfort and strength in all heavy-duty industrial applications.

HANDLES

- Handles come with an epoxy kit or tapered end for easy replacement. All handles have a solid fibreglass core and carry a 10 year warranty.



PART	DESCRIPTION	MIN. BUY	BOX QTY
N55-551	900mm Mattock/Pick Handle. Slip On Fit	1	1
N59-300	250mm Ball Pein/Club Handle. Comes With Epoxy Kit	1	1
N59-305	300mm/8oz Hammer Handle. (225gm) Comes With Epoxy Kit	1	1
N59-310	350mm/24oz Hammer Handle. (680gm) Comes With Epoxy Kit	1	1
N59-315	400mm/28oz Hammer Handle. (800gm) Comes With Epoxy Kit	1	1
N59-320	450mm/32oz Hammer Handle. (900gm) Comes With Epoxy Kit	1	1
N59-832	800mm/10lb Sledge Handle. (4.48kg) Comes With Epoxy Kit	1	1
N59-834	900mm/16-20lb Sledge Handle. (7.16 - 8.96kg) Comes With Epoxy Kit	1	1
N68-800	Shovel Long Handle 1200mm, Tapered End. Comes With Rivet	1	6
N68-803	Shovel D Handle 762mm, Tapered End. Comes With Rivet	1	6
* N68-660	Hoe Handle 1525mm. Slip On Fit	1	1

EPOXY KITS

PART	DESCRIPTION	MIN. BUY	BOX QTY
N39-024	Single Use 2 Part Epoxy Kit (24g)	1	1

Items marked "" are special order.

- All handles (excluding tapered end) comes complete with a 2 piece single use epoxy kit. Additional kits are available. Epoxy kits are easy to use, as per simple instructions below:



1 Using sandpaper, briskly rub the inside of the eye-hole. Remove excess paint and dirt until the walls of the eye-hole are clean.



2 Apply a piece of duct tape or industrial masking tape over the outside end of the head.



3 Mix part A and B of the pre-measured epoxy adhesive in the tub provided or in some other small container.
2 minutes



4 Set head with tape down on floor with open end of eye-hole up. Pour all of the pre-measured mixed epoxy into eye-hole.



5 Slowly place handle into epoxy until the handle stops on the floor. Hold /prop handle upright and straight for 24 hours.

FIBRE GLASS TECHNOLOGY

1000 VOLT CERTIFIED NON CONDUCTIVE DIGGING TOOLS

- 100% Testing at 10,000 volts to exceed IEC 60900 and ASTM F1505 standards.
- Each tool etched with traceable test serial number.
- Manufactured in Safety Orange for easy identification of electrical protection.
- Handles marked with 1000V high voltage double diamond.
- Used by Utilities, Railroads, Councils and Electrical Contractors.

PART	DESCRIPTION	MIN. BUY	BOX QTY
* N76-292	Digging Bar Comes With Point 6ft/1.8m	1	1
N76-301	Digging Bar Comes With Wedge 6ft/1.8m	1	1
N76-401	Soil Probe Comes With Metal Tip 4ft/1.2	1	1
N76-151	Pick Mattock 5lb/2.27kg	1	1
* N76-251	Railroad Pick 5lb/2.27kg	1	1
N76-245	Shovel Round Mouth Long Handle 48/1220mm	1	1
* N76-225	Shovel Round Mouth 'D' Handle 27/685mm	1	1
N76-145	Shovel Square Mouth Long Handle 48/1220mm	1	1
* N76-142	Shovel Square Mouth 'D' Handle 27/685mm	1	1
N76-232	Spade Drain 14"/350mm Long Handle 48/1220mm	1	1
* N76-233	Spade Drain 14"/350mm 'D' Handle 27/685mm	1	1
* N76-562	Post Hole Digger 2 Handle 6ft/1.8m	1	1
N76-702	Bolt Cutters 24"/600mm Heavy Duty	1	1

Items marked "" are special order.



FIBRE GLASS TECHNOLOGY

CASTORS

WHEELS

CONVEYORS

TROLLEYS
& STRAPS

STORAGE &
BOXES

ABRASIVES &
WIRE BRUSHES

HAND TOOLS

SPRAYERS

KEY STEEL &
SHIM

LIGHTING

OIL CANS &
REDUCTEUR

BALL PEIN HAMMERS



- Comprising of a ball point end and flat faced end, the ball pein hammer is most commonly used when working with metals.
- The Nupla ball pein hammer handles are constructed from high quality original Nuplaglas inclusive of a serrated grip to reduce fatigue, whilst the heads are constructed from forged tool steel.

PART	DESCRIPTION	GRIP	HANDLE SIZE	MIN. BUY	BOX QTY
N21-008	8oz Ball pein (225 grams)	Rubber Grip	250mm	1	6
N21-012	12oz (336 grams)	Rubber Grip	300mm	1	6
N21-516	16oz (448 grams)	Serrated	300mm	1	6
N21-520	20oz (560 grams)	Serrated	300mm	1	6
N21-524	24oz (672 grams)	Serrated	300mm	1	6
N21-532	32oz (896 grams)	Serrated	300mm	1	6
N21-540	40oz (1120 grams)	Serrated	300mm	1	4
N21-548	48oz (1344 grams)	Serrated	300mm	1	4

IMPAX® SOFT FACE DEAD BLOW HAMMER SET



- Set includes fibreglass hammer handle with 8 tips in varying hardnesses.
- The tips are ideal to eradicate metal contamination when working with stainless steel.
- Rubber face prevents scratching of work surface.
- Non slip rubber grip handle for ease of use.
- Replacement tips available.

PART	DESCRIPTION	MIN. BUY	BOX QTY
N02-358	Set 450gram Dead Blow 38mm Dia	1	1

DEAD BLOW HAMMERS



- Dead Blow hammers all have a chamber inside the head that contains lead shot. The purpose of the lead shot is to absorb the rebound of a strike; the shot shifts forward a fraction of a second after the impact to absorb the recoil, also increasing the impact force.

PART	DESCRIPTION	MIN. BUY	BOX QTY
N10-010	1lb Dead Blow (0.44kg). 15/8" face. 300mm handle.	1	5
N10-020	2lb Dead Blow (0.89kg). 2" face. 350mm handle.	1	5
N10-030	3lb Dead Blow (1.34kg). 2 1/2" face. 350mm handle.	1	2
N10-040	4lb Dead Blow (1.78kg). 2 7/8" face. 350mm handle.	1	2

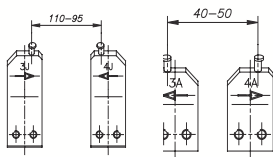
AXE – MATTOCK – BLOCK SPLITTER



PART	DESCRIPTION	MIN. BUY	BOX QTY
* N22-412	Axe (3.5lb)	1	1
* N24-551	Mattock (5lb)	1	1
* N22-806	Block Splitter (6lb)	1	1

Items marked "" are special order.

CIRCLIP PLIERS



SIZE	NUMBER	DESCRIPTION	PRODUCT CODE
3 - 10mm	8000 - A0	Circlip Plier External 3 - 10mm	6701380
10 - 25mm	8000 - A1	Circlip Plier External 10 - 25mm	6701460
19 - 60mm	8000 - A2	Circlip Plier External 19 - 60mm	6701540
40 - 100mm	8000 - A3	Circlip Plier External 40 - 100mm	6701620
85 - 140mm	8000 - A4	Circlip Plier External 85 - 140mm	6701700

3 - 10mm	8000 - A01	Circlip Plier External Bent 3 - 10mm	6702270
10 - 25mm	8000 - A11	Circlip Plier External Bent 10 - 25mm	6702350
19 - 60mm	8000 - A21	Circlip Plier External Bent 19 - 60mm	6702430
40 - 100mm	8000 - A31	Circlip Plier External Bent 40 - 100mm	6702510
85 - 140mm	8000 - A41	Circlip Plier External Bent 85 - 140mm	6702780

3 - 13mm	8000 - J0	Circlip Plier Internal 8 - 13mm	6703240
12 - 25mm	8000 - J1	Circlip Plier Internal 12 - 25mm	6703320
19 - 60mm	8000 - J2	Circlip Plier Internal 19 - 60mm	6703400
40 - 100mm	8000 - J3	Circlip Plier Internal 40 - 100mm	6703590
85 - 140mm	8000 - J4	Circlip Plier Internal 85 - 140mm	6703670

3 - 13mm	8000 - J01	Circlip Plier Internal Bent 8 - 13mm	6704130
12 - 25mm	8000 - J11	Circlip Plier Internal Bent 12 - 25mm	6704210
19 - 60mm	8000 - J21	Circlip Plier Internal Bent 19 - 60mm	6704480
40 - 100mm	8000 - J31	Circlip Plier Internal Bent 40 - 100mm	6704560
85 - 140mm	8000 - J41	Circlip Plier Internal Bent 85 - 140mm	6704640

125 - 300mm	8000 - A5	Circlip Plier External 125 - 300mm	6701890
252 - 400mm	8000 - A6	Circlip Plier External 252 - 400mm	6701970

125 - 300mm	8000 - A51	Circlip Plier External Bent 125 - 300mm	5702810
-------------	------------	---	---------

125 - 300mm	8000 - J5	Circlip Plier Internal 125 - 300mm	6703750
252 - 400mm	8000 - J6	Circlip Plier Internal 252 - 400mm	6703830

125 - 300mm	8000 - J51	Circlip Plier Internal Bent 125 - 300mm	6704720
-------------	------------	---	---------

125 - 300mm	S8000	Circlip Plier Set (Includes A2, A21, J2, J21)	6701030
-------------	-------	---	---------

S 8000 -A51RT	PAIR OF REPLACEMENT TIPS 8000- A51	5702810
S 8000 -A5RT	PAIR OF REPLACEMENT TIPS 8000- A5	5701840
S 8000 -A6RT	PAIR OF REPLACEMENT TIPS 8000- A6	5701920
S 8000 -J51RT	PAIR OF REPLACEMENT TIPS 8000- J51	5704780
S 8000 -J5RT	PAIR OF REPLACEMENT TIPS 8000- J5	5703700
E 8006 - 4.5	SPARE TIP 4.5Mm FOR GE 8006	1896369
E 8006 - 5.9	SPARE TIP 5.9Mm FOR GE 8006	1896350

E 8005 - 1A	SPARE TIP 1A FOR GE 8005A	5700790
E 8005 - 2A	SPARE TIP 2A FOR GE 8005A	5702220
E 8005 - 3A	SPARE TIP 3A FOR GE 8005A	5702300
E 8005 - 4A	SPARE TIP 4A FOR GE 8005A	5702490
E 8005 - 1J	SPARE TIP 1J FOR GE 8005J	5703380
E 8005 - 2J	SPARE TIP 2J FOR GE 8005J	5703460
E 8005 - 3J	SPARE TIP 3J FOR GE 8005J	5704190
E 8005 - 4J	SPARE TIP 4J FOR GE 8005J	5703540
E 8005 - 5J	SPARE TIP 5J FOR GE 8005J	5703620
E 8005 - 6J	SPARE TIP 6J FOR GE 8005J	5703970

COMBINATION PLIERS

- Extremely high cutting performance for industrial use.
- Good lever action for easy cutting.
- Induction hardened precision cutting edge.



HEAVY DUTY COMBINATION PLIERS

SIZE	NUMBER	DESCRIPTION	PRODUCT CODE
160	8250 -160TL	160mm Hd Combination Pliers Cushion Grip	1429574
180	8250-180TL	180mm Hd Combination Pliers Cushion Grip	6707660
200	8250-200TL	200mm Hd Combination Pliers Cushion Grip	6707740
160	8250-160JC	160mm Hd Combination Pliers Dual Component Handles	1429566
180	8250-180JC	180mm Hd Combination Pliers Dual Component Handles	6707070
200	8250-200JC	200mm Hd Combination Pliers Dual Component Handles	6707310
160	8248-160JC	160mm Hd Combination Pliers 60 Deg° Angled Head	2276585

PLIER SET

NUMBER	DESCRIPTION	PRODUCT CODE
S8393	Plier Set (3 Pcs) Contents: 142 10 TL, 8250-200JC, 8314-180JC	3012859



ADJUSTABLE WRENCHES

SIZE	NUMBER	DESCRIPTION	PRODUCT CODE
150	62	Adjustable Wrench	636800
200	62	Adjustable Wrench	636819
250	62	Adjustable Wrench	636827
300	62	Adjustable Wrench	636835
450	62	Adjustable Wrench	636851

PLIERS

CASTORS

WHEELS

CONVEYORS

TROLLY & STRAPS

STORAGE & BOXES

ABRASIVES & WIRE BRUSHES

HAND TOOLS

SPRAYERS

KEY STEEL & SHIM

LIGHTING

OIL CANS & REDUCTEUR

CARPENTERS PINCERS



SIZE	NUMBER	DESCRIPTION	PRODUCT CODE
200	8381 - 200TL	Pincer 200mm Carpenters Cushion Grip	6751990

CONCRETTERS NIPPERS



225	8380 - 225TL	225mm Concreters Pincers Cushion Grip	6752020
250	8380 - 250TL	250mm Concreters Pincers Cushion Grip	6752100

END NIPPERS



160	8367 - 160TL	160mm End Nippers Cushion Grip	6712230
-----	--------------	--------------------------------	---------

LOCK GRIP PLIERS



175	137 -175	Grip Wrench Locking Plier 175mm	6406620
250	137-250	Grip Wrench Locking Plier 250mm	6406700
300	137-300	Grip Wrench Locking Plier 300mm	6406890

LONG NOSE PLIERS



160	8132 -160TL	Long Nose Pliers Cushion Grip 160mm	6710880
200	8132-200TL	Long Nose Pliers Cushion Grip 200mm	6710960
160	8132 - 160JC	Long Nose Pliers Dual Component Handle 160mm	6719240
200	8132 - 200JC	Long Nose Pliers Dual Component Handle 200mm	6719670



LONG NOSE PLIERS - MULTIFUNCTIONAL



180	8133 - 180JC	Multifunctional Long Nose Pliers 180mm	6722110
200	8133 - 200JC	Multifunctional Long Nose Pliers 200mm	2676079

LONG NOSE BENT PLIERS



160	8132AB - 160TL	Bent Long Nose Pliers Cushion Grip 160mm	6711180
200	8132AB - 200TL	Bent Long Nose Pliers Cushion Grip 200mm	6711260
160	8132AB - 160JC	Bent Long Nose Pliers Dual Component Handle 160mm	6720920
200	8132AB - 200JC	Bent Long Nose Pliers Dual Component Handle 200mm	6721300



PLIERS

CASTORS

WHEELS

CONVEYORS

TROLLEYS
& STRAPS

STORAGE &
BOXES

ABRASIVES &
WIRE BRUSHES

HAND TOOLS

SPRAYERS

KEY STEEL &
SHIM

LIGHTING

OIL CANS &
REDUCTEUR

MULTIGRIPS



SIZE	NUMBER	DESCRIPTION	PRODUCT CODE
250	142 - 250JC	Universal Pliers Dual Component Handle 250mm/10"	6416340
113	144C - 113	Multigrip Pliers Slip Joint 113mm	6411110
175	144C - 175	Multigrip Pliers Slip Joint 175mm	6411380
250	145C - 250	Multigrip 250mm Cv Slip Joint	6412000
375	145C - 375	Multigrip 375mm Cv Slip Joint	6412190
500	145C - 500	Multigrip 500mm Cv Slip Joint	6412270

SIDE CUTTERS - ELECTRICIANS



SIZE	NUMBER	DESCRIPTION	PRODUCT CODE
160	8315 - 160JC	Side Cutters Electricians Dual Component Handle 160mm	1396722

SIDE CUTTERS - HEAVY DUTY



SIZE	NUMBER	DESCRIPTION	PRODUCT CODE
160	8316-160TL	Side Cutters Heavy Duty Cushion Grip 160mm	6712070
180	8316-180TL	Side Cutters Heavy Duty Cushion Grip 180mm	1439596
200	8316-200TL	Side Cutters Heavy Duty Cushion Grip 200mm	6712150
160	8316-160JC	Side Cutters Heavy Duty Dual Component Handle 160mm	6744510
180	8316-180JC	Side Cutters Heavy Duty Dual Component Handle 180mm	1439588
200	8316-200JC	Side Cutters Heavy Duty Dual Component Handle 200mm	6745080

WIRE STRIPPERS



SIZE	NUMBER	DESCRIPTION	PRODUCT CODE
160	8098 - 160JC	Wire Stripper Dual Component handle 160mm	6708630

SOCKETS 1/2 " SQ DRIVE

METRIC 12 POINT - BI - HEXAGON UD PROFILE

SIZE	NUMBER	DESCRIPTION	PRODUCT CODE
8mm	D19 - M08	Socket 1/2 Drive X 8mm 12 Pt	6133040C
9mm	D19 - M09	Socket 1/2 Drive X 9mm 12 Pt	6133120C
10mm	D19 - M10	Socket 1/2 Drive X 10mm 12 Pt	6133200C
11mm	D19 - M11	Socket 1/2 Drive X 11mm 12 Pt	6133390C
12mm	D19 - M12	Socket 1/2 Drive X 12mm 12 Pt	6133470C
13mm	D19 - M13	Socket 1/2 Drive X 13mm 12 Pt	6133550C
14mm	D19 - M14	Socket 1/2 Drive X 14mm 12 Pt	6133630C
15mm	D19 - M15	Socket 1/2 Drive X 15mm 12 Pt	6133710C
16mm	D19 - M16	Socket 1/2 Drive X 16mm 12 Pt	6133980C
17mm	D19 - M17	Socket 1/2 Drive X 17mm 12 Pt	6134010C
18mm	D19 - M18	Socket 1/2 Drive X 18mm 12 Pt	6134280C
19mm	D19 - M19	Socket 1/2 Drive X 19mm 12 Pt	6134360C
20mm	D19 - M20	Socket 1/2 Drive X 20mm 12 Pt	6134440C
21mm	D19 - M21	Socket 1/2 Drive X 21mm 12 Pt	6134520C
22mm	D19 - M22	Socket 1/2 Drive X 22mm 12 Pt	6134600C
23mm	D19 - M23	Socket 1/2 Drive X 23mm 12 Pt	6134790C
24mm	D19 - M24	Socket 1/2 Drive X 24mm 12 Pt	6134870C
25mm	D19 - M25	Socket 1/2 Drive X 25mm 12 Pt	6134950C
26mm	D19 - M26	Socket 1/2 Drive X 26mm 12 Pt	6135090C
27mm	D19 - M27	Socket 1/2 Drive X 27mm 12 Pt	6135170C
28mm	D19 - M28	Socket 1/2 Drive X 28mm 12 Pt	6135250C
29mm	D19 - M29	Socket 1/2 Drive X 29mm 12 Pt	6135330C
30mm	D19 - M30	Socket 1/2 Drive X 30mm 12 Pt	6135410C
32mm	D19 - M32	Socket 1/2 Drive X 32mm 12 Pt	6135760C
33mm	D19 - M33	Socket 1/2 Drive X 33mm 12 Pt	6135840C
36mm	D19 - M36	Socket 1/2 Drive X 36mm 12 Pt	2194686C

A / F 12 POINT - BI - HEXAGON UD PROFILE

5/16	D19 - A10	Socket 1/2 Drive X 5/16 AF 12 Pt	6136060C
11/32	D19 - A11	Socket 1/2 Drive X 11/32 AF 12 Pt	6136140C
3/8	D19 - A12	Socket 1/2 Drive X 3/8 AF 12 Pt	6136220C
13/32	D19 - A13	Socket 1/2 Drive X 13/32 AF 12 Pt	6136300C
7/16	D19 - A14	Socket 1/2 Drive X 7/16 AF 12 Pt	6136490C
1/2	D19 - A16	Socket 1/2 Drive X 1/2 AF 12 Pt	6136570C
9/16	D19 - A18	Socket 1/2 Drive X 9/16 AF 12 Pt	6136650C
19/32	D19 - A19	Socket 1/2 Drive X 19/32AF 12 Pt	6136730C
5/8	D19 - A20	Socket 1/2 Drive X 5/8AF 12 Pt	6136810C
11/16	D19 - A22	Socket 1/2 Drive X 11/16 AF 12 Pt	6137030C
3/4	D19 - A24	Socket 1/2 Drive X 3/4AF 12 Pt	6137110C
13/16	D19 - A26	Socket 1/2 Drive X 13/16 AF 12 Pt	6137460C
7/8	D19 - A28	Socket 1/2 Drive X 7/8 AF 12 Pt	6137540C
15/16	D19 - A30	Socket 1/2 Drive X 15/16 AF 12 Pt	6137620C
1"	D19 - A32	Socket 1/2 Drive X 1" AF 12 Pt	6137700C
1.1/16	D19 - A34	Socket 1/2 Drive X 1.1/16 AF 12 Pt	6137890C
1.1/8	D19 - A36	Socket 1/2 Drive X 1.1/8 AF 12 Pt	6137970C
1.3/16	D19 - A38	Socket 1/2 Drive X 1.3/16 AF 12 Pt	6138000C
1.1/4	D19 - A40	Socket 1/2 Drive X 1.1/4 AF 12 Pt	6138190C



SOCKETS 1/2" SQ DRIVE



WHITWORTH 12 POINT - BI - HEXAGON UD PROFILE

SIZE	NUMBER	DESCRIPTION	PRODUCT CODE
3/16 W	D19 - W06	Socket 1/2 Drive X 3/16 Whitworth 12 Pt	6138780
1/4 W	D19 - W08	Socket 1/2 Drive X 1/4 Whitworth 12 Pt	6138860
5/16 W	D19 - W10	Socket 1/2 Drive X 5/16 Whitworth 12 Pt	6138940
3/8 W	D19 - W12	Socket 1/2 Drive X 3/8 Whitworth 12 Pt	6139080
7/16 W	D19 - W14	Socket 1/2 Drive X 7/16 Whitworth 12 Pt	6139160
1/2 W	D19 - W16	Socket 1/2 Drive X 1/2 Whitworth 12 Pt	6139240
9/16 W	D19 - W18	Socket 1/2 Drive X 9/16 Whitworth 12 Pt	6139320
5/8 W	D19 - W20	Socket 1/2 Drive X 5/8 Whitworth 12 Pt	6139400
11/16W	D19 - W22	Socket 1/2 Drive X 11/16 Whitworth 12 Pt	6139590
3/4 W	D19 - W24	Socket 1/2 Drive X 3/4 Whitworth 12 Pt	6138430



NUMBER	DESCRIPTION	PRODUCT CODE
1981	L Handle 1/2 Drive	6143270
1990	Extension 1/2 Dr X 3/75mm	6143780C
	Extension 1/2 Dr X 5/125mm	6143860C
	Extension 1/2 Dr X 10/250mm	6143940C
1993Z-94	Ratchet Handle With Coupler 1/2	6144590C
1993GU-3	Swivel Head Reversible Ratchet 1/2	6144320
1993U-3	Reversible Ratchet 1/2	6144240C
1993U-10T	Reversible Ratchet 1/2	6142620
1987	Sliding T Bar 1/2	6143430C
1985	Speed Brace 1/2	6143350C
1996	Swivel Handle 1/2 Dr X 250mm	6144830C
1997	Swivel Handle 1/2 Dr X 375mm	6144910C
1995	Universal Joint 1/2Dr	6144750C
1994	Coupler 1/2 Dr	6144670

SOCKETS INHEX



SOCKETS INHEX 1/2" SQ DRIVE METRIC

SIZE	NUMBER	DESCRIPTION	PRODUCT CODE
4mm	IN19 - M04	Socket Inhex 1/2 Drive X 4mm 6Pt	6153070
5mm	IN19 - M05	Socket Inhex 1/2 Drive X 5mm 6Pt	6153150C
6mm	IN19 - M06	Socket Inhex 1/2 Drive X 6mm 6Pt	6153230C
7mm	IN19 - M07	Socket Inhex 1/2 Drive X 7mm 6Pt	6153310C
8mm	IN19 - M08	Socket Inhex 1/2 Drive X 8mm 6Pt	6153580C
9mm	IN19 - M09	Socket Inhex 1/2 Drive X 9mm 6Pt	6153660C
10mm	IN19 - M10	Socket Inhex 1/2 Drive X 10mm 6Pt	6153740C
12mm	IN19 - M12	Socket Inhex 1/2 Drive X 12mm 6Pt	6153820C
14mm	IN19 - M14	Socket Inhex 1/2 Drive X 14mm 6Pt	6153900C
17mm	IN19 - M17	Socket Inhex 1/2 Drive X 17mm 6Pt	6154040C
19mm	IN19 - M19	Socket Inhex 1/2 Drive X 19mm 6pt	6154120C



SOCKETS INHEX 1/2" SQ DRIVE A/F

SIZE	NUMBER	DESCRIPTION	PRODUCT CODE
3/16	IN19 - A06	Socket Inhex 1/2 Drive X 3/16 Af 6Pt	6154710C
7/32	IN19 - A07	Socket Inhex 1/2 Drive X 7/32 Af 6Pt	6154980C
1/4	IN19 - A08	Socket Inhex 1/2 Drive X 1/4 Af 6Pt	6155010C
9/32	IN19 - A09	Socket Inhex 1/2 Drive X 9/32 Af 6Pt	6155280C
5/16	IN19 - A10	Socket Inhex 1/2 Drive X 5/16 Af 6Pt	6155360C
3/8	IN19 - A12	Socket Inhex 1/2 Drive X 3/8 Af 6Pt	6155440C
1/2	IN19 - A16	Socket Inhex 1/2 Drive X 1/2 Af 6Pt	6155520C
9/16	IN19 - A18	Socket Inhex 1/2 Drive X 9/16 Af 6Pt	6155600C
5/8	IN19 - A20	Socket Inhex 1/2 Drive X 5/8 Af 6Pt	6155790C



SOCKET SETS INHEX 1/2" SQ DRIVE A/F

SIZE	NUMBER	DESCRIPTION	PRODUCT CODE
METRIC	IN19 - PM	Socket Set Inhex 1/2 Drive 5 - 17mm 9 Piece	6156250
A/F	IN19 - A07	Socket Set Inhex 1/2 Drive 3/16 - 5/8 9 Piece	6156410



SOCKETS INHEX 1/2" SQ DRIVE A/F LONG

SIZE	NUMBER	DESCRIPTION	PRODUCT CODE
180 X 5mm	IN19L - 05180	Socket Inhex Long 1/2 Drive 180 X 5mm	6162060
90 X 6mm	IN19L - 06090	Socket Inhex Long 1/2 Drive 90 X 6mm	6157300
100 X 7mm	IN19L - 07100	Socket Inhex Long 1/2 Drive 100 X 7mm	6157570
90 X 8mm	IN19L - 08090	Socket Inhex Long 1/2 Drive 90 X 8mm	6157730
120 X 8mm	IN19L - 08120	Socket Inhex Long 1/2 Drive 120 X 8mm	6157810
140 X 10mm	IN19L - 10140	Socket Inhex Long 1/2 Drive 140 X 10mm	6158110
140 X 12mm	IN19L - 12140	Socket Inhex Long 1/2 Drive 140 X 12mm	6158460
140 X 14mm	IN19L - 14140	Socket Inhex Long 1/2 Drive 140 X 14mm	6158620

SOCKETS 1/2" SQ DRIVE



TORX

SIZE	NUMBER	DESCRIPTION	PRODUCT CODE
T20	ITX19 - T20	Socket Screwdriver Torx 1/2 Dr X T20	6152930C
T25	ITX19 - T25	Socket Screwdriver Torx 1/2 Dr X T25	6154200C
T27	ITX19 - T27	Socket Screwdriver Torx 1/2 Dr X T27	6154630C
T30	ITX19 - T30	Socket Screwdriver Torx 1/2 Dr X T30	6156170C
T40	ITX19 - T40	Socket Screwdriver Torx 1/2 Dr X T40	6156330C
T45	ITX19 - T45	Socket Screwdriver Torx 1/2 Dr X T45	6157060C
T50	ITX19 - T50	Socket Screwdriver Torx 1/2 Dr X T50	6158030C
T55	ITX19 - T55	Socket Screwdriver Torx 1/2 Dr X T55	6158380C
T60	ITX19 - T60	Socket Screwdriver Torx 1/2 Dr X T60	6158540C



SOCKETS SHORT SPLINE

SIZE	NUMBER	DESCRIPTION	PRODUCT CODE
5mm	INX19 - M05	Socket Spline Short 1/2 Dr X 5mm	6158890
6mm	INX19 - M06	Socket Spline Short 1/2 Dr X 6mm	6159000
8mm	INX19 - M08	Socket Spline Short 1/2 Dr X 8mm	6159270
10mm	INX19 - M10	Socket Spline Short 1/2 Dr X 10mm	6159430
12mm	INX19 - M12	Socket Spline Short 1/2 Dr X 12mm	6159780



SOCKETS LONG SPLINE

SIZE	NUMBER	DESCRIPTION	PRODUCT CODE
6mm	INX19L - M06	Socket Spline Long 1/2 Dr X 6mm	6159190
8mm	INX19L - M08	Socket Spline Long 1/2 Dr X 8mm	6159350
10mm	INX19L - M10	Socket Spline Long 1/2 Dr X 10mm	6159510
12mm	INX19L - M12	Socket Spline Long 1/2 Dr X 12mm	6159860



SOCKETS INHEX 3/4" SQ DRIVE METRIC

SIZE	NUMBER	DESCRIPTION	PRODUCT CODE
14mm	IN32 - M14	Socket Inhex 3/4" Drive X 14mm	6275850
17mm	IN32 - M17	Socket Inhex 3/4" Drive X 17mm	6275930
19mm	IN32 - M19	Socket Inhex 3/4" Drive X 19mm	6276070
22mm	IN32 - M22	Socket Inhex 3/4" Drive X 22mm	6276150

SOCKETS 3/4" SQ DRIVE



METRIC BI HEXAGON PROFILE 12 POINT

SIZE	NUMBER	DESCRIPTION	PRODUCT CODE
19mm	D32 - M19	Socket 3/4 Drive X 19mm 12 Point	6272160C
22mm	D32 - M22	Socket 3/4 Drive X 22mm 12 Point	6272240C
24mm	D32 - M24	Socket 3/4 Drive X 24mm 12 Point	6272320C
27mm	D32 - M27	Socket 3/4 Drive X 27mm 12 Point	6272400C
29mm	D32 - M29	Socket 3/4 Drive X 29mm 12 Point	6272590C
30mm	D32 - M30	Socket 3/4 Drive X 30mm 12 Point	6272670C
32mm	D32 - M32	Socket 3/4 Drive X 32mm 12 Point	6272750C
33mm	D32 - M33	Socket 3/4 Drive X 33mm 12 Point	6277040C
34mm	D32 - M34	Socket 3/4 Drive X 34mm 12 Point	6277630C
36mm	D32 - M36	Socket 3/4 Drive X 36mm 12 Point	6272830C
38mm	D32 - M38	Socket 3/4 Drive X 38mm 12 Point	6272910C
41mm	D32 - M41	Socket 3/4 Drive X 41mm 12 Point	6273050C
46mm	D32 - M46	Socket 3/4 Drive X 46mm 12 Point	6273130C
50mm	D32 - M50	Socket 3/4 Drive X 50mm 12 Point	6273210C

A/F BI - HEXAGON PROFILE 12 POINT

SIZE	NUMBER	DESCRIPTION	PRODUCT CODE
7/8	D32 - A28	Socket 3/4 Drive X 7/8 AF 12 Point	6274020C
15/16	D32 - A30	Socket 3/4 Drive X 15/16 AF 12 Point	6274100C
1"	D32 - A32	Socket 3/4 Drive X 1" AF 12 Point	6274290C
1.1/16	D32 - A34	Socket 3/4 Drive X 1.1/16 AF 12 Point	6274370C
1.1/8	D32 - A36	Socket 3/4 Drive X 1.1/8 AF 12 Point	6274450C
1.3/16	D32 - A38	Socket 3/4 Drive X 1.3/16 AF 12 Point	6273990C
1.1/4	D32 - A40	Socket 3/4 Drive X 1.1/4 AF 12 Point	6274530C
1.5/16	D32 - A42	Socket 3/4 Drive X 1.5/16 AF 12 Point	6274610C
1.3/8	D32 - A44	Socket 3/4 Drive X 1.3/8 AF 12 Point	6274880C
1.7/16	D32 - A46	Socket 3/4 Drive X 1.7/16 AF 12 Point	6274960C
1.1/2	D32 - A48	Socket 3/4 Drive X 1.1/2 AF 12 Point	6275180C
1.5/8	D32 - A52	Socket 3/4 Drive X 1.5/8 AF 12 Point	6275260C
1.11/16	D32 - A54	Socket 3/4 Drive X 1.11/16 AF 12 Point	6275340C
1.3/4	D32 - A56	Socket 3/4 Drive X 1.3/4 AF 12 Point	6275420C
1.13/16	D32 - A58	Socket 3/4 Drive X 1.13/16 AF 12 Point	6275500C
1.7/8	D32 - A60	Socket 3/4 Drive X 1.7/8 AF 12 Point	6275690C
2"	D32 - A64	Socket 3/4 Drive X 2" AF 12 Point	6275770C

SOCKETS 3/4" SQ DRIVE

3/4 DRIVE ACCESSORIES

NUMBER	DESCRIPTION	PRODUCT CODE
3290-8	Extension 3/4 Dr X 200mm	6278440C
3290-16	Extension 3/4 Dr X 400mm	6278520C
3293Z-94	Ratchet With Coupler 3/4" Dr	6278950C
3287	Sliding T Bar 3/4	6278360C
3296	3/4 Dr Swivel Handle	6279250
3295	Universal Joint 3/4Dr	017170C
3294	Coupler 3/4 Dr	6279090



SOCKETS SETS



SOCKET SETS

SIZE	DESCRIPTION	PRODUCT CODE
1/2" DRIVE	D19 HMZ Socket Set 1/2" Dr 13 Piece Metric	6146100
1/2" DRIVE	D19-TMU10T Socket Set 1/2" Dr 25 Piece Metric	6151960
1/2" DRIVE	D19-TAU 10T Socket Set 1/2" Dr 25 Piece Af	6162061
3/4" DRIVE	D32 EMZ Socket Set 3/4" Dr 14 Piece Metric	6280260
3/4" DRIVE	D32 EAZ Socket Set 3/4" Dr 14 Piece A	6280500
TORX MALE	ITX 19 -MT Torx Socket Set Male 1/2" Drive 7 Piece	6659830

SPANNERS



METRIC - SWIVEL HEAD COMBINATION SAME SIZE SWIVEL HEAD AND OPEN END - SLIM SHAFT

SIZE	NUMBER	DESCRIPTION	PRODUCT CODE
10mm	534 - M10	Combination Swivel Head Wrench 10mm	6512060C
11mm	534 - M11	Combination Swivel Head Wrench 11mm	6512140C
12mm	534 - M12	Combination Swivel Head Wrench 12mm	6512220C
13mm	534 - M13	Combination Swivel Head Wrench 13mm	6512300C
14mm	534 - M14	Combination Swivel Head Wrench 14mm	6512490C
15mm	534 - M15	Combination Swivel Head Wrench 15mm	6512570C
16mm	534 - M16	Combination Swivel Head Wrench 16mm	6512650C
17mm	534 - M17	Combination Swivel Head Wrench 17mm	6512730C
18mm	534 - M18	Combination Swivel Head Wrench 18mm	6513030C
19mm	534 - M19	Combination Swivel Head Wrench 19mm	6512810C



SWIVEL HEAD SOCKET WRENCH - DOUBLE ENDED

A/F

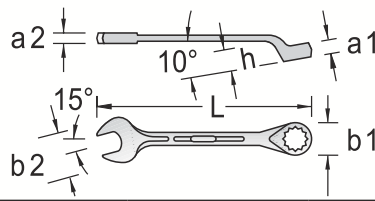
SIZE	NUMBER	DESCRIPTION	PRODUCT CODE
3/8 X 7/16	34 - A1214	Swivel Head Socket Wrench 3/8 X 7/16 AF	6301600
1/2 X 9/16	34 - A1618	Swivel Head Socket Wrench 1/2 X 9/16 AF	6301790
5/8 X 3/4	34 - A2024	Swivel Head Socket Wrench 5/8 X 3/4 AF	6301950

METRIC

SIZE	NUMBER	DESCRIPTION	PRODUCT CODE
8 x 9mm	34 - M0809	Swivel Head Socket Wrench 8 X 9mm	6299010
10 x 11mm	34 - M1011	Swivel Head Socket Wrench 10 X 11mm	6299280
12 x 13mm	34 - M1213	Swivel Head Socket Wrench 12 X 13mm	6299360
14 x 15mm	34 - M1415	Swivel Head Socket Wrench 14 X 15mm	6299520
16 x 17mm	34 - M1617	Swivel Head Socket Wrench 16 X 17mm	6299870
18 x 19mm	34 - M1819	Swivel Head Socket Wrench 18 X 19mm	6300040
30 x 32mm	34 - M3032	Swivel Head Socket Wrench 30 X 32mm	6300470

SPANNERS

COMBINATION RING / OPEN ENDED



■ No 1B Series - Deep Offset Ring at 10 degree angle to shaft.

■ Carefully forged and professionally machined.

■ Non-glare matt chrome -plated finish.

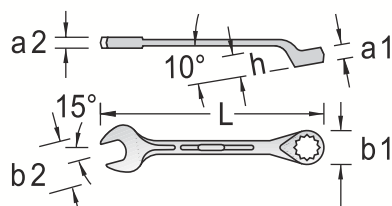


METRIC

SIZE	NUMBER	DESCRIPTION	PRODUCT CODE
5mm	1B -M05	Combination Ring & Open End Spanner - 5mm	6000240
5.5mm	1B -M05.5	Combination Ring & Open End Spanner - 5.5mm	6000320
6mm	1B -M06	Combination Ring & Open End Spanner - 6mm	6000400C
7mm	1B -M07	Combination Ring & Open End Spanner - 7mm	6000590C
8mm	1B -M08	Combination Ring & Open End Spanner - 8mm	6000670C
9mm	1B -M09	Combination Ring & Open End Spanner - 9mm	6000750C
10mm	1B -M10	Combination Ring & Open End Spanner - 10mm	6000830C
11mm	1B -M11	Combination Ring & Open End Spanner - 11mm	6000910C
12mm	1B -M12	Combination Ring & Open End Spanner - 12mm	6001050C
13mm	1B -M13	Combination Ring & Open End Spanner - 13mm	6001130C
14mm	1B -M14	Combination Ring & Open End Spanner - 14mm	6001210C
15mm	1B -M15	Combination Ring & Open End Spanner - 15mm	6001480C
16mm	1B -M16	Combination Ring & Open End Spanner - 16mm	6001560C
17mm	1B -M17	Combination Ring & Open End Spanner - 17mm	6001640C
18mm	1B -M18	Combination Ring & Open End Spanner - 18mm	6001720C
19mm	1B -M19	Combination Ring & Open End Spanner - 19mm	6001800C
20mm	1B -M20	Combination Ring & Open End Spanner - 20mm	6001990C
21mm	1B -M21	Combination Ring & Open End Spanner - 21mm	6002020C
22mm	1B -M22	Combination Ring & Open End Spanner - 22mm	6002100C
23mm	1B -M23	Combination Ring & Open End Spanner - 23mm	6002290C
24mm	1B -M24	Combination Ring & Open End Spanner - 24mm	6002370C
25mm	1B -M25	Combination Ring & Open End Spanner - 25mm	6002450C
26mm	1B -M26	Combination Ring & Open End Spanner - 26mm	6002530C
27mm	1B -M27	Combination Ring & Open End Spanner - 27mm	6002610C
28mm	1B -M28	Combination Ring & Open End Spanner - 28mm	6002880C
29mm	1B -M29	Combination Ring & Open End Spanner - 29mm	6002960C
30mm	1B -M30	Combination Ring & Open End Spanner - 30mm	6003180C
32mm	1B -M32	Combination Ring & Open End Spanner - 32mm	6003260C
33mm	1B -M33	Combination Ring & Open End Spanner - 33mm	6003340
34mm	1B -M34	Combination Ring & Open End Spanner - 34mm	6004150C
36mm	1B -M36	Combination Ring & Open End Spanner - 36mm	6003420C
38mm	1B -M38	Combination Ring & Open End Spanner - 38mm	6003500C
41mm	1B -M41	Combination Ring & Open End Spanner - 41mm	6003690C
46mm	1B -M46	Combination Ring & Open End Spanner - 46mm	6003770C
50mm	1B -M50	Combination Ring & Open End Spanner - 50mm	6003850C
55mm	1B -M55	Combination Ring & Open End Spanner - 55mm	6003930
60mm	1B -M60	Combination Ring & Open End Spanner - 60mm	6004070
65mm	1B -M65	Combination Ring & Open End Spanner - 65mm	6004660
70mm	1B -M70	Combination Ring & Open End Spanner - 70mm	6004740
75mm	1B -M75	Combination Ring & Open End Spanner - 75mm	6004820
80mm	1B -M80	Combination Ring & Open End Spanner - 80mm	6004900

SPANNERS

COMBINATION RING / OPEN ENDED



- No 1B Series - Deep Offset Ring at 10 degree angle to shaft.
- Carefully forged and professionally machined.
- Non-glare matt chrome -plated finish.
- Ring 10 degree offset from shaft.

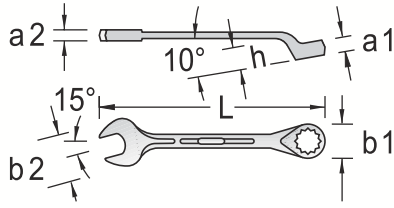


A/F


SIZE	NUMBER	DESCRIPTION	PRODUCT CODE
1/4 AF	1B -A08	Combination Ring & Open End Spanner - 1/4 AF	6005120C
5/16 AF	1B -A10	Combination Ring & Open End Spanner - 5/16 AF	6005200C
3/8 AF	1B -A12	Combination Ring & Open End Spanner - 3/8 AF	6005390C
7/16 AF	1B -A14	Combination Ring & Open End Spanner - 7/16 AF	6005470C
1/2 AF	1B -A16	Combination Ring & Open End Spanner - 1/2 AF	6005550C
9/16 AF	1B -A18	Combination Ring & Open End Spanner - 9/16 AF	6005630C
5/8 AF	1B -A20	Combination Ring & Open End Spanner - 5/8 AF	6005710C
11/16 AF	1B -A22	Combination Ring & Open End Spanner - 11/16 AF	6005980C
3/4 AF	1B -A24	Combination Ring & Open End Spanner - 3/4 AF	6006010C
13/16 AF	1B -A26	Combination Ring & Open End Spanner - 13/16 AF	6006280C
7/8 AF	1B -A28	Combination Ring & Open End Spanner - 7/8 AF	6006360C
15/16 AF	1B -A30	Combination Ring & Open End Spanner - 15/16 AF	6006440C
1" AF	1B -A32	Combination Ring & Open End Spanner - 1" AF	6006520C
1.1/16 AF	1B -A34	Combination Ring & Open End Spanner - 1.1/16 AF	6006600C
1.1/8 AF	1B -A36	Combination Ring & Open End Spanner - 1.1/8 AF	6006790C
1.1/4 AF	1B -A40	Combination Ring & Open End Spanner - 1.1/4 AF	6006870C
1.5/16 AF	1B -A42	Combination Ring & Open End Spanner - 1.5/16 AF	6006950C
1.3/8 AF	1B -A44	Combination Ring & Open End Spanner - 1.3/8 AF	6007090C
1.7/16 AF	1B -A46	Combination Ring & Open End Spanner - 1.7/16 AF	6007170C
1.1/2 AF	1B -A48	Combination Ring & Open End Spanner - 1.1/2 AF	6007250C
1.5/8 AF	1B -A52	Combination Ring & Open End Spanner - 1.5/8 AF	6007330
1.3/4 AF	1B -A56	Combination Ring & Open End Spanner - 1.3/4 AF	6007410
1.13/16 AF	1B -A58	Combination Ring & Open End Spanner - 1.13/16 AF	6007680
1.7/8 AF	1B -A60	Combination Ring & Open End Spanner - 1.7/8 AF	6007760
2" AF	1B -A64	Combination Ring & Open End Spanner - 2" AF	6007840
2.1/16 AF	1B -A66	Combination Ring & Open End Spanner - 2.1/16 AF	6007920
2.3/16 AF	1B -A70	Combination Ring & Open End Spanner - 2.3/16 AF	6008060
2.1/4 AF	1B -A72	Combination Ring & Open End Spanner - 2.1/4 AF	6008140
2.3/8 AF	1B -A76	Combination Ring & Open End Spanner - 2.3/8 AF	6008220
2.7/16	1B -A78	Combination Ring & Open End Spanner - 2.7/16 AF	6008300

SPANNERS

COMBINATION RING / OPEN ENDED



- No 1B Series - Deep Offset Ring at 10 degree angle to shaft.
- Carefully forged and professionally machined.
- Non-glare matt chrome -plated finish.
- Ring 10 degree offset from shaft.



WHITWORTH

SIZE	NUMBER	DESCRIPTION	PRODUCT CODE
1/8 WHITWORTH	1B - W04	Combination Ring & Open End Spanner - 1/8 Whitworth	6009540
3/16 WHITWORTH	1B - W06	Combination Ring & Open End Spanner - 3/16 Whitworth	6009620
1/4 WHITWORTH	1B - W08	Combination Ring & Open End Spanner - 1/4 Whitworth	6009700
5/16 WHITWORTH	1B - W10	Combination Ring & Open End Spanner - 5/16 Whitworth	6009890
3/8 WHITWORTH	1B - W12	Combination Ring & Open End Spanner - 3/8 Whitworth	6009970
7/16 WHITWORTH	1B - W14	Combination Ring & Open End Spanner - 7/16 Whitworth	6010040
1/2 WHITWORTH	1B - W16	Combination Ring & Open End Spanner - 1/2 Whitworth	6010120
9/16 WHITWORTH	1B - W18	Combination Ring & Open End Spanner - 9/16 Whitworth	6010200
5/8 WHITWORTH	1B - W20	Combination Ring & Open End Spanner - 5/8 Whitworth	6010390
11/16 WHITWORTH	1B - W22	Combination Ring & Open End Spanner - 11/16 Whitworth	6010470
3/4 WHITWORTH	1B - W24	Combination Ring & Open End Spanner - 3/4 Whitworth	6010550

COMBINATION RING / OPEN ENDED SET

No 1B Series - Deep Offset Ring at 10 degree angle to shaft.



SIZE	NUMBER	DESCRIPTION	PRODUCT CODE
6Mm - 22Mm	1B - 17M	Combination Ring & Open End Spanner Set Metric 6-22mm 17 Pce (Supplied in Tool Roll)	6012680
6Mm - 32Mm	1B - 26M	Combination Ring & Open End Spanner Set Metric 6-32mm 26 Pce (Supplied in Tool Roll)	6012760
1/4" - 1"	1B - 13A	Combination Ring & Open End Spanner Set A/F 1/4 - 1" 13 Pce	6011790
1/4" - 1.1/4"	1B - 17A	Combination Ring & Open End Spanner Set A/F 1/4 - 1.1/4" 17 Pce	6012090

SPANNERS

COMBINATION RING / OPEN ENDED

- No.7 Slimline Series Combination Ring & Open Ended Spanner.
- Slim jaw and jaw walls make this spanner lighter overall.
- Ring: 15 degree offset from the shaft, with UD profile for gentle transmission of force.
- Non-glare matt chrome plated finish.



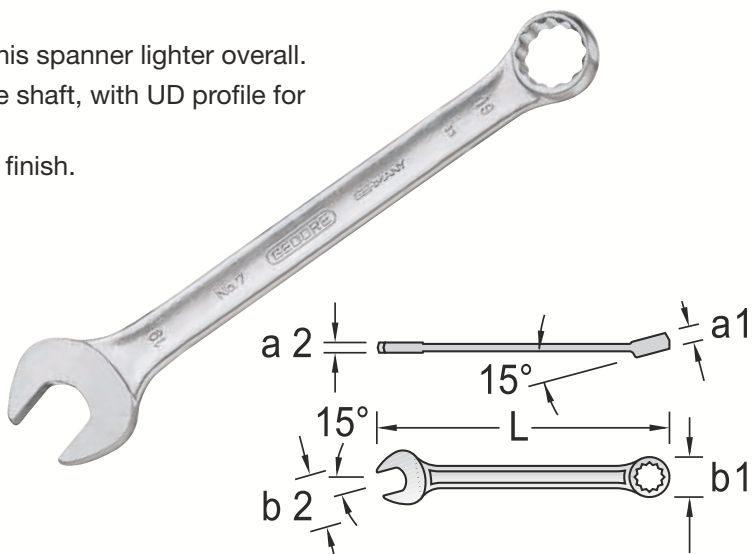
METRIC

SIZE	NUMBER	DESCRIPTION	PRODUCT CODE
6mm	7 - M06	Combination Ring & Open End Spanner - 6mm	6089550C
7mm	7 - M07	Combination Ring & Open End Spanner - 7mm	6089630C
8mm	7 - M08	Combination Ring & Open End Spanner - 8mm	6089710C
9mm	7 - M09	Combination Ring & Open End Spanner - 9mm	6089980C
10mm	7 - M10	Combination Ring & Open End Spanner - 10mm	6090050C
11mm	7 - M11	Combination Ring & Open End Spanner - 11mm	6090130C
12mm	7 - M12	Combination Ring & Open End Spanner - 12mm	6090210C
13mm	7 - M13	Combination Ring & Open End Spanner - 13mm	6090480C
14mm	7 - M14	Combination Ring & Open End Spanner - 14mm	6090560C
15mm	7 - M15	Combination Ring & Open End Spanner - 15mm	6090640C
16mm	7 - M16	Combination Ring & Open End Spanner - 16mm	6091610C
17mm	7 - M17	Combination Ring & Open End Spanner - 17mm	6090720C
18mm	7 - M18	Combination Ring & Open End Spanner - 18mm	6091880C
19mm	7 - M19	Combination Ring & Open End Spanner - 19mm	6090800C
20mm	7 - M20	Combination Ring & Open End Spanner - 20mm	6091960C
21mm	7 - M21	Combination Ring & Open End Spanner - 21mm	6092180C
22mm	7 - M22	Combination Ring & Open End Spanner - 22mm	6090990C
23mm	7 - M23	Combination Ring & Open End Spanner - 23mm	6092260C
24mm	7 - M24	Combination Ring & Open End Spanner - 24mm	6091020C
25mm	7 - M25	Combination Ring & Open End Spanner - 25mm	6092340C
26mm	7 - M26	Combination Ring & Open End Spanner - 26mm	6092420C
27mm	7 - M27	Combination Ring & Open End Spanner - 27mm	6091100C
28mm	7 - M28	Combination Ring & Open End Spanner - 28mm	6092500C
29mm	7 - M29	Combination Ring & Open End Spanner - 29mm	6092690C
30mm	7 - M30	Combination Ring & Open End Spanner - 30mm	6091290C
32mm	7 - M32	Combination Ring & Open End Spanner - 32mm	6091370C
34mm	7 - M34	Combination Ring & Open End Spanner - 34mm	1827987
36mm	7 - M36	Combination Ring & Open End Spanner - 36mm	6089470

SPANNERS

COMBINATION RING / OPEN ENDED

- No.7 Slimline Series Combination Ring & Open Ended Spanner.
- Slim jaw and jaw walls make this spanner lighter overall.
- Ring: 15 degree offset from the shaft, with UD profile for gentle transmission of force.
- Non-glare matt chrome plated finish.



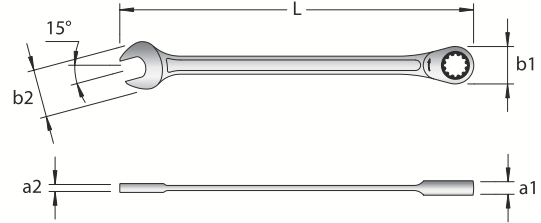
A/F

SIZE	NUMBER	DESCRIPTION	PRODUCT CODE
1/4 AF	7 - A08	Combination Ring & Open End Spanner - 1/4 AF	6098700
5/16 AF	7 - A10	Combination Ring & Open End Spanner - 5/16 AF	6098890
3/8 AF	7 - A12	Combination Ring & Open End Spanner - 3/8 AF	6099190
7/16 AF	7 - A14	Combination Ring & Open End Spanner - 7/16 AF	6099270
1/2 AF	7 - A16	Combination Ring & Open End Spanner - 1/2 AF	6099430
9/16 AF	7 - A18	Combination Ring & Open End Spanner - 9/16 AF	6099510
5/8 AF	7 - A20	Combination Ring & Open End Spanner - 5/8 AF	6099780
11/16 AF	7 - A22	Combination Ring & Open End Spanner - 11/16 AF	6099860
3/4 AF	7 - A24	Combination Ring & Open End Spanner - 3/4 AF	6099940
13/16 AF	7 - A26	Combination Ring & Open End Spanner - 13/16 AF	6100030
7/8 AF	7 - A28	Combination Ring & Open End Spanner - 7/8 AF	6100110
15/16 AF	7 - A30	Combination Ring & Open End Spanner - 15/16 AF	6100380
1" AF	7 - A32	Combination Ring & Open End Spanner - 1" AF	6100460

SPANNERS

COMBINATION RING / OPEN ENDED

- No. 7 Series Combination Ratchet Spanner.



METRIC

SIZE	NUMBER	DESCRIPTION	PRODUCT CODE
8mm	7R - M08	No. 7 Series Combination Ratchet Spanner, 8mm	2297051
9mm	7R - M09	No. 7 Series Combination Ratchet Spanner, 9mm	2297078
10mm	7R - M10	No. 7 Series Combination Ratchet Spanner, 10mm	2297086
11mm	7R - M11	No. 7 Series Combination Ratchet Spanner, 11mm	2297094
12mm	7R - M12	No. 7 Series Combination Ratchet Spanner, 12mm	2297108
13mm	7R - M13	No. 7 Series Combination Ratchet Spanner, 13mm	2297116
14mm	7R - M14	No. 7 Series Combination Ratchet Spanner, 14mm	2297124
15mm	7R - M15	No. 7 Series Combination Ratchet Spanner, 15mm	2297132
16mm	7R - M16	No. 7 Series Combination Ratchet Spanner, 16mm	2297140
17mm	7R - M17	No. 7 Series Combination Ratchet Spanner, 17mm	2297159
18mm	7R - M18	No. 7 Series Combination Ratchet Spanner, 18mm	2297167
19mm	7R - M19	No. 7 Series Combination Ratchet Spanner, 19mm	2297175
21mm	7R - M21	No. 7 Series Combination Ratchet Spanner, 21mm	2219433
22mm	7R - M22	No. 7 Series Combination Ratchet Spanner, 22mm	2297191
24mm	7R - M24	No. 7 Series Combination Ratchet Spanner, 24mm	2297205
27mm	7R - M27	No. 7 Series Combination Ratchet Spanner, 27mm	2297213
30mm	7R - M30	No. 7 Series Combination Ratchet Spanner, 30mm	2297221
32mm	7R - M32	No. 7 Series Combination Ratchet Spanner, 32mm	2297248
34mm	7R - M34	No. 7 Series Combination Ratchet Spanner, 34mm	2219549
36mm	7R - M36	No. 7 Series Combination Ratchet Spanner, 36mm	2219557

SPANNERS



FLARE NUT SPANNERS - METRIC

SIZE	NUMBER	DESCRIPTION	PRODUCT CODE
8 x 10mm	400 - M0810	Flare Nut Spanner 8 X 10mm	6057190C
10 X 11mm	400 - M1011	Flare Nut Spanner 10 X 11mm	6057270C
11 X 13mm	400 - M1113	Flare Nut Spanner 11 X13mm	6057350C
12 X 14mm	400 - M1214	Flare Nut Spanner 12 X 14mm	6057430C
14 X 17mm	400 - M1417	Flare Nut Spanner 14 X 17mm	6057510C
17 X 19mm	400 - M1719	Flare Nut Spanner 17 X 19mm	6057780C
22 X 24mm	400 - M2224	Flare Nut Spanner 22 X 24mm	6057860C
24 X 27mm	400 - M2427	Flare Nut Spanner 24 X 27mm	6058750
30 X 32mm	400 - M3032	Flare Nut Spanner 30 X 32mm	6058830

FLARE NUT SPANNERS - A/F

SIZE	NUMBER	DESCRIPTION	PRODUCT CODE
5/16 X 3/8	400 - A1012	Flare Nut Spanner 5/16 X 3/8 AF	6057940C
3/8 X 7/16	400 - A1214	Flare Nut Spanner 3/8 X7/16 AF	6058080
7/16 X 1/2	400 - A1416	Flare Nut Spanner 7/16 X 1/2 AF	6058160C
1/2 X 9/16	400 - A1618	Flare Nut Spanner 1/2 X 9/16 AF	6058240
9/16 X 5/8	400 - A1820	Flare Nut Spanner 9/16 X 5/8 AF	6058320C
5/8 X 3/4	400 - A2024	Flare Nut Spanner 5/8 X 3/4 AF	6058400C
3/4 X 7/8	400 - A2428	Flare Nut Spanner 3/4 X 7/8 AF	6056700
7/8 X 1	400 - A2832	FLARE NUT SPANNER 7/8 X 1" AF	6058590

RING SPANNERS - HALF MOON - METRIC

SIZE	NUMBER	DESCRIPTION	PRODUCT CODE
11 X 13mm	304 - M1113	Half Moon Ring Spanner 11 X 13mm	6470040C
13 x 15mm	304 - M1315	Half Moon Ring Spanner 13 X 15mm	6470630C
14 X 16mm	304 - M1416	Half Moon Ring Spanner 14 X 16mm	6470200C
15 X 17mm	304 - M1517	Half Moon Ring Spanner 15 X 17mm	6470470C
19 X 22mm	304 - M1922	Half Moon Ring Spanner 19 X 22mm	6470550C

RING SPANNERS - HALF MOON - A/F

SIZE	NUMBER	DESCRIPTION	PRODUCT CODE
7/16 X 1/2	304 - A1416	HALF MOON RING SPANNER 7/16 X 1/2 AF	6471010C
9/16 X 5/8	304 - A1820	HALF MOON RING SPANNER 9/16 X 5/8 AF	6471280C
5/8 X 3/4	304 - A2024	HALF MOON RING SPANNER 5/8 X 3/4 AF	6471360
3/4 X 7/8	304 - A2428	HALF MOON RING SPANNER 3/4 X 7/8 AF	6471440C

SPANNERS

OPEN END

- No. 6 Series - Slim Pattern, Firm Grip, Smooth Heads.
- Top grade industrial quality for the hardest of continuous use.
- Secure grip thanks to slim profile shaft.
- Non-glare matt chrome-plated finish.



METRIC

SIZE	NUMBER	DESCRIPTION	PRODUCT CODE
4 X 4.5mm	6 -M0404.5	Open End Spanner - 4 X 4.5mm	6063400
4 X 5mm	6-M0405	Open End Spanner - 4 X 5mm	6063590
5 X 5.5mm	6-M0505.5	Open End Spanner - 5 X 5.5mm	6063670
6 X 7mm	6-M0607	Open End Spanner - 6 X 7mm	6063830C
7 X 8mm	6-M0708	Open End Spanner - 7 X 8mm	6064050
8 X 9mm	6-M0809	Open End Spanner - 8 X 9mm	6064210C
8 X 10mm	6-M0810	Open End Spanner - 8 X 10mm	6064480C
9 X 11mm	6-M0911	Open End Spanner - 9 X 11mm	6064640
10 X 11mm	6-M1011	Open End Spanner - 10 X 11mm	6064720C
10 X 13mm	6-M1013	Open End Spanner - 10 X 13mm	6064990
12 X 13mm	6-M1213	Open End Spanner - 12 X 13mm	6065370C
14 X 15mm	6-M1415	Open End Spanner - 14 X 15mm	6065880C
16 X 17mm	6-M1617	Open End Spanner - 16 X 17mm	6066260C
17 X 19mm	6-M1719	Open End Spanner - 17 X 19mm	6066420C
18 X 19mm	6-M1819	Open End Spanner - 18 X 19mm	6066500C
20 X 22mm	6-M2022	Open End Spanner - 20 X 22mm	6066850C
21 X 23mm	6-M2123	Open End Spanner - 21 X 23mm	6067070C
22 X 24mm	6-M2224	Open End Spanner - 22 X 24mm	6067150
24 X 26mm	6-M2426	Open End Spanner - 24 X 26mm	6067310C
24 X 27mm	6-M2427	Open End Spanner - 24 X 27mm	6067580C
24 X 30mm	6-M2430	Open End Spanner - 24 X 30mm	6067660
25 X 28mm	6-M2528	Open End Spanner - 25 X 28mm	6067740C
27 X 29mm	6-M2729	Open End Spanner - 27 X 29mm	6067820
27 X 32mm	6-M2732	Open End Spanner - 27 X 32mm	6068040
30 X 32mm	6-M3032	Open End Spanner - 30 X 32mm	6068120C
30 X 36mm	6-M3036	Open End Spanner - 30 X 36mm	6068200
32 X 36mm	6-M3236	Open End Spanner - 32 X 36mm	6068390
36 X 41mm	6-M3641	Open End Spanner - 36 X 41mm	6068470C
41 X 46mm	6-M4146	Open End Spanner - 41 X 46mm	6068630C
46 X 50mm	6-M4650	Open End Spanner - 46 X 50mm	6068710C

SPANNERS

OPEN END

- No. 6 Series - Slim Pattern, Firm Grip, Smooth Heads.
- Top grade industrial quality for the hardest of continuous use.
- Secure grip thanks to slim profile shaft.
- Non-glare matt chrome-plated finish.



A/F

SIZE	NUMBER	DESCRIPTION	PRODUCT CODE
1/4 x 5/16	6 - A0810	Open End Spanner - 1/4 X 5/16 AF	6070020
5/16 X 3/8	6 - A1012	Open End Spanner - 5/16 X 3/8 AF	6070100
3/8 X 7/16	6 - A1214	Open End Spanner - 3/8 X 7/16 AF	6070290
7/16 X 1/2	6 - A1416	Open End Spanner - 7/16 X 1/2 AF	6070370
1/2 X 9/16	6 - A1618	Open End Spanner - 1/2 X 9/16 AF	6070450
9/16 X 5/8	6 - A1820	Open End Spanner - 9/16 X 5/8 AF	6070530
5/8 X 11/16	6 - A2022	Open End Spanner - 5/8 X 11/16 AF	6070880
5/8 X 3/4	6 - A2024	Open End Spanner - 5/8 X 3/4 AF	6070960
3/4 X 25/32	6 - A2425	Open End Spanner - 3/4 X 25/32 AF	6071260
3/4 X 7/8	6 - A2428	Open End Spanner - 3/4 X 7/8 AF	6071340
13/16 X 7/8	6 - A2628	Open End Spanner - 13/16 X 7/8 AF	6071500
7/8 X 15/16	6 - A2830	Open End Spanner - 7/8 X 15/16 AF	6071690
15/16 X 1"	6 - A3032	Open End Spanner - 15/16 X 1" AF	6071770
1" X 1.1/8	6 - A32336	Open End Spanner - 1" X 1.1/8 AF	6071930
1.1/16 X 1.1/8	6 - A3436	Open End Spanner - 1.1/16 X 1.1/8 AF	6072070
1.1/16 X 1.1/4	6 - A3440	Open End Spanner - 1.1/16 X 1.1/4 AF	6072150
1.1/8 X 1.5/16	6 - A3642	Open End Spanner - 1.1/8 X 1.5/16AF	6072230
1.1/4 X 1.3/8	6 - A4044	Open End Spanner - 1.1/4 X 1.3/8 AF	6072580
1.5/16 X 1.1/2	6 - A4248	Open End Spanner - 1.5/16 X 1.1/2 AF	6072740
1.3/8 X 1.1/2	6 - A4448	Open End Spanner - 1.3/8 X 1.1/2 AF	6072820

WHITWORTH

- No. 6 Series
- Slim pattern firm grip and smooth heads.



SIZE	NUMBER	DESCRIPTION	PRODUCT CODE
1/8 X 3/16W	6 - W0406	Open End Spanner - 1/8 X 3/16 Whitworth	6074440
7/16 X 1/2W	6 - W1416	Open End Spanner - 7/16 X 1/2 Whitworth	6074950
11/16 X 3/4W	6 - W2224	Open End Spanner - 11/16 X 3/4 Whitworth	6075680

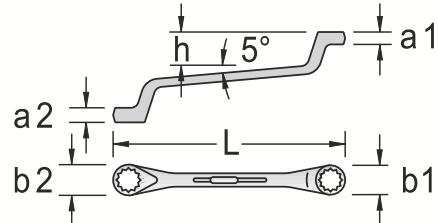
SPANNERS

RING SPANNERS

- No. 2 Series, Deep Offset Strong Rings, Thin Walls, 12 Point.



- Ring: Thin walled, 5 degree deep offset from shaft, with UD profile for gentle transmission force.
- Non-glare matt chrome-plated finish.
- Specialist for extremely deep or inset bolts.



METRIC

SIZE	NUMBER	DESCRIPTION	PRODUCT CODE
6 X 7mm	2 - M0607	Ring Spanner 6 X 7mm	6015350C
7 X 8mm	2- M0708	Ring Spanner 7 X 8mm	6015430
8 X 9mm	2- M0809	Ring Spanner 8 X 9mm	6015510C
10 X 11mm	2- M1011	Ring Spanner 10 X 11mm	6015940C
12 X 13mm	2- M1213	Ring Spanner 12 X 13mm	6016590C
12 X 14mm	2- M1214	Ring Spanner 12 X 14mm	6016670
14 X 15mm	2- M1415	Ring Spanner 14 X 15mm	6016910C
16 X 17mm	2- M1617	Ring Spanner 16 X 17mm	6017210C
17 X 19mm	2- M1719	Ring Spanner 17 X 19mm	6017480C
18 X 19mm	2- M1819	Ring Spanner 18 X 19mm	6017560C
19 X 24mm	2- M1924	Ring Spanner 19 X 24mm	6017990C
20 X 22mm	2- M2022	Ring Spanner 20 X 22mm	6017800C
21 X 23mm	2- M2123	Ring Spanner 21 X 23mm	6018020C
24 X 26mm	2- M2426	Ring Spanner 24 X 26mm	6018370C
24 X 30mm	2- M2430	Ring Spanner 24 X 30mm	6018530C
25 X 28mm	2- M2528	Ring Spanner 25 X 28mm	6018610C
27 X 29mm	2- M2729	Ring Spanner 27 X 29mm	6018880
27 X 30mm	2- M2730	Ring Spanner 27 X 30mm	6018960
27 X 32mm	2- M2732	Ring Spanner 27 X 32mm	6019180C
30 X 32mm	2- M3032	Ring Spanner 30 X 32mm	6019260C
30 X 36mm	2- M3036	Ring Spanner 30 X 36mm	6019340C
32 X 36mm	2- M3236	Ring Spanner 32 X 36mm	6019420C
36 X 41mm	2- M3641	Ring Spanner 36 X 41mm	6019500C
38 X 42mm	2- M3842	Ring Spanner 38 X 42mm	6019690C
41 X 46mm	2- M4146	Ring Spanner 41 X 46mm	6019770
46 X 50mm	2- M4650	Ring Spanner 46 X 50mm	6019850
55 X 60mm	2- M5560	Ring Spanner 55 X 60mm	6019930
75 X 80mm	2- M7580	Ring Spanner 75 X 80mm	6020190

SPANNERS

RING SPANNERS

- No. 2 Series, Deep Offset Strong Rings, Thin Walls, 12 Point.
- Ring: Thin walled, 5 degree deep offset from shaft, with UD profile for gentle transmission force.
- Non-glare matt chrome-plated finish.
- Specialist for extremely deep or inset bolts.



A/F

SIZE	NUMBER	DESCRIPTION	PRODUCT CODE
1/4 X 5/16	2 - A0810	Ring Spanner 1/4 X 5/16 AF	6021400
3/8 X 7/16	2 - A1214	Ring Spanner 3/8 X 7/16 AF	6021670
1/2 X 9/16	2 - A1618	Ring Spanner 1/2 X 9/16 AF	6021830
5/8 X 11/16	2 - A2022	Ring Spanner 5/8 X 11/16 AF	6022130
5/8 X 3/4	2 - A2024	Ring Spanner 5/8 X 3/4 AF	6022210
3/4 X 25/32	2 - A2425	Ring Spanner 3/4 X 25/32 AF	6022560
3/4 X 7/8	2 - A2428	Ring Spanner 3/4 X 7/8 AF	6022640
13/16 X 7/8	2 - A2628	Ring Spanner 13/16 X 7/8 AF	6022800
15/16 X 1"	2 - A3032	Ring Spanner 15/16 X 1" AF	6023020
1.1/16 X 1.1/8	2 - A3436	Ring Spanner 1.1/16 X 1.1/8 AF	6023290
1.1/16 X 1.1/4	2 - A3440	Ring Spanner 1.1/16 X 1.1/4 AF	6023370

WHITWORTH

- No. 2 Series, Deep Offset Strong Rings, Thin Walls, 12 Point.
- Ring: Thin walled, 5 degree deep offset from shaft, with UD profile for gentle transmission force.
- Non-glare matt chrome-plated finish.
- Specialist for extremely deep or inset bolts.



SIZE	NUMBER	DESCRIPTION	PRODUCT CODE
9/16 X 5/8W	2 - W1820	Ring Spanner 9/16 X 5/8 Whitworth	6027520

SPANNERS

SLOGGING SPANNERS

- No. 306, Flat Ring Type, Very Heavy Duty.



METRIC

SIZE	NUMBER	DESCRIPTION	PRODUCT CODE
24mm	306 - M24	Slogging Spanner Flat Ring 24mm	6475000
27mm	306 - M27	Slogging Spanner Flat Ring 27mm	6475190
30mm	306 - M30	Slogging Spanner Flat Ring 30mm	6475270
32mm	306 - M32	Slogging Spanner Flat Ring 32mm	6475350
36mm	306 - M36	Slogging Spanner Flat Ring 36mm	6475430
41mm	306 - M41	Slogging Spanner Flat Ring 41mm	6475510
46mm	306 - M46	Slogging Spanner Flat Ring 46mm	6475780
50mm	306 - M50	Slogging Spanner Flat Ring 50mm	6475860
55mm	306 - M55	Slogging Spanner Flat Ring 55mm	6475940
60mm	306 - M60	Slogging Spanner Flat Ring 60mm	6476080
65mm	306 - M65	Slogging Spanner Flat Ring 65mm	6476160
70mm	306 - M70	Slogging Spanner Flat Ring 70mm	6476240
75mm	306 - M75	Slogging Spanner Flat Ring 75mm	6476320
80mm	306 - M80	Slogging Spanner Flat Ring 80mm	6476400
85mm	306 - M85	Slogging Spanner Flat Ring 85mm	6476590
90mm	306 - M90	Slogging Spanner Flat Ring 90mm	6476670
95mm	306 - M95	Slogging Spanner Flat Ring 95mm	6476750
100mm	306 - M100	Slogging Spanner Flat Ring 100mm	6476830
105mm	306 - M105	Slogging Spanner Flat Ring 105mm	6476910
110mm	306 - M110	Slogging Spanner Flat Ring 110mm	6477050

SPANNERS

SLOGGING SPANNERS

- No. 306, Flat Ring Type, Very Heavy Duty.



A/F

SIZE	NUMBER	DESCRIPTION	PRODUCT CODE
1.1/16 AF	306 - A34	Slogging Spanner Flat Ring 1.1/16 AF	6474620
1.1/8 AF	306 - A36	Slogging Spanner Flat Ring 1.1/8 AF	6474700
1.3/16 AF	306 - A38	Slogging Spanner Flat Ring 1.3/16 AF	6474890
1.1/4 AF	306 - A40	Slogging Spanner Flat Ring 1.1/4 AF	6474970
1.5/16 AF	306 - A42	Slogging Spanner Flat Ring 1.5/16 AF	6478530
1.3/8 AF	306 - A44	Slogging Spanner Flat Ring 1.3/8 AF	6478610
1.7/16 AF	306 - A46	Slogging Spanner Flat Ring 1.7/16 AF	6478880
1.1/2 AF	306 - A48	Slogging Spanner Flat Ring 1.1/2 AF	6478960
1.5/8 AF	306 - A52	Slogging Spanner Flat Ring 1.5/8AF	6479180
1.11/16 AF	306 - A54	Slogging Spanner Flat Ring 1.11/16 AF	6479260
1.3/4 AF	306 - A56	Slogging Spanner Flat Ring 1.3/4 AF	6479340
1.13/16 AF	306 - A58	Slogging Spanner Flat Ring 1.13/16 AF	6479420
1.7/8 AF	306 - A60	Slogging Spanner Flat Ring 1.7/8 AF	6479500
2" AF	306 - A64	Slogging Spanner Flat Ring 2" AF	6479690
2.1/16 AF	306 - A66	Slogging Spanner Flat Ring 2.1/16 AF	6479770
2.1/8 AF	306 - A68	Slogging Spanner Flat Ring 2.1/8 AF	6479850
2.3/16 AF	306 - A70	Slogging Spanner Flat Ring 2.3/16 AF	6479930
2.1/4 AF	306 - A72	Slogging Spanner Flat Ring 2.1/4 AF	6480000
2.3/8 AF	306 - A76	Slogging Spanner Flat Ring 2.3/8 AF	6480190
2.7/16 AF	306 - A78	Slogging Spanner Flat Ring 2.7/16 AF	6480270
2.9/16 AF	306 - A82	Slogging Spanner Flat Ring 2.9/16 AF	6480350
2.5/8 AF	306 - A84	Slogging Spanner Flat Ring 2.5/8 AF	6480430
2.3/4 AF	306 - A88	Slogging Spanner Flat Ring 2.3/4 AF	6480510
3" AF	306 - A96	Slogging Spanner Flat Ring 3" AF	6480780
3.1/8 AF	306 - A100	Slogging Spanner Flat Ring 3.1/8 AF	6480860
3.1/2 AF	306 - A112	Slogging Spanner Flat Ring 3.1/2 AF	6481080
3.3/4 AF	306 - A120	Slogging Spanner Flat Ring 3.3/4 AF	6481160
3.7/8 AF	306 - A124	Slogging Spanner Flat Ring 3.7/8 AF	6481240

ACCESSORIES

CASTORS

WHEELS

CONVEYORS

TROLLEYS
& STRAPS

STORAGE &
BOXES

ABRASIVES &
WIRE BRUSHES

HAND TOOLS

SPRAYERS

KEY STEEL &
SHIM

LIGHTING

OIL CANS &
REDUCTEUR



SCREW DRIVER - OFFSET

SIZE	NUMBER	DESCRIPTION	PRODUCT CODE
173	173 - 5.5	Screwdriver Offset Slotted 5.5mm	6436100
	173 - 8	Screwdriver Offset Slotted 8mm	6436370
	173 - 12	Screwdriver Offset Slotted 12mm	6436530
174	174 - 1/2	Screwdriver Offset Phillips 1-2	6436880
	174 - 3/4	Screwdriver Offset Phillips 3-4	6436960

TYRE LEVERS

200	38 - 200	Tyre Lever 200mm	6332320
300	38 - 300	Tyre Lever 300mm	6332400
400	38 - 400	Tyre Lever 400mm	6332670C
500	38 - 500	Tyre Lever 500mm	6332830C
600	39 - 600	Tyre Lever Extra Heavy Duty 610mm	6333050

DRAIN PLUG WRENCH

299	299	Drain Plug Wrench For Engines & Drums 9 Squares	6464580
-----	-----	---	---------

OIL FILTER ADJUSTABLE

37	37	Oil Filter Wrench With Operating Handle	6327670
----	----	---	---------

PLUMBERS PIPE WRENCH

230	152 - 9	Pipe Wrench Roll Nut 230mm	6419360
300	152 - 12	Pipe Wrench Roll Nut 300mm	6419520
350	152 - 14	Pipe Wrench Roll Nut 350mm	6419600

STRAP WRENCH

140	36 - 1	Strap Wrench - Max Capacity 140mm Diam	6327320
200	36 - 2	Strap Wrench - Max Capacity 200mm Diam	6327400
E36	E36-1	Spare Strap To Suit 36-1	5327380
	E36 - 2	Spare Strap To Suit 36-2	5327460

SCREW DRIVERS



SCREW DRIVER - SLOTTED

SIZE	NUMBER	DESCRIPTION	PRODUCT CODE
185 x 4	2150 - 4	Screwdriver Slotted 2150 - 4	6679350C
200 x 5.5	2150 - 5.5	Screwdriver Slotted 2150 - 5.5	6679430C
260 x 6.5	2150- 6.5	Screwdriver Slotted 2150 - 6.5	6679510C
270 x 8	2150 - 8	Screwdriver Slotted 2150 - 8	6679780C
295 x 8	2150 8 -175	Screwdriver Slotted 2150 8 -175	2822660C
235 x 3	2150 3-150	Screwdriver Slotted 2150 3 - 150	6680280C
235 x 4	2150 4 - 150	Screwdriver Slotted 2150 4 -150	6680360C
250 x 5.5	2150 5.5 - 150	Screwdriver Slotted 2150 5.5 -150	6680520C
310 x 6.5	2150 6.5 - 200	Screwdriver Slotted 2150 6.5 -200	6680870C

SCREW DRIVER - PHILLIPS HEAD

180 x PH1	2160 PH1	Screwdriver Phillips Head 2160 Ph 1	6683380C
210 X PH2	2160 PH2	Screwdriver Phillips Head 2160 Ph 2	6683460C
270X PH3	2160 PH 3	Screwdriver Phillips Head 2160 Ph 3	6683540C

SCREW DRIVER SETS (6 PCS)

DESCRIPTION	PRODUCT CODE
Contents: Slotted 2150-4, 2150-5.5, 2150-6.5, 2150-8 Phillips Head 2160-PH1, 2160-PH2	1482319



SECTION CONTENTS

ATOMIZERS	08-120
HAND HELD PRESSURE SPRAYERS.....	08-120
LARGE PRESSURE SPRAYERS	08-120
KNAPSACK – PROFESSIONAL	08-120
SPRAYERS WITH VITON SEALS	08-120
VITON SPARE PARTS	08-121
ACCESSORIES	08-121
SPARE PARTS.....	08-121



08 SPRAYERS

CASTORS

WHEELS

CONVEYORS

TROLLEY &
STRAPS

STORAGE
& BOXES

ABRASIVE & WIRE
BRUSHES

HAND TOOLS

SPRAYERS

KEY STEEL &
SHIM

LIGHTING

OIL CANS &
REDUCTEUR

PROFESSIONAL QUALITY SPRAYERS

ATOMIZERS

- Atomizer sprayers come with an adjustable nozzle, making them ideal for spraying detergents, fertilisers, plant protection liquids, liquid waxes,

insecticides, degreasers etc. Easy to use, practical and light, they are handy in everyday small jobs.

PART	DESCRIPTION	MIN. BUY	BOX QTY
G2002	1 Litre Atomizer Conico	23	23



HAND HELD PRESSURE SPRAYERS

- Hand held pressure pumps are ideal for spraying plant protection products and liquids in domestic situations. They have a free flow opening lever

which stops the delivery when released. The pressure easily obtained with a few pumps of the shaft. Manufactured with high quality plastic.

PART	DESCRIPTION	MIN. BUY	BOX QTY
G4006	1.5 Litre	1	12
G4002	2 Litre	1	9



LARGE PRESSURE SPRAYERS

- The 5 and 10 litre sprayers come complete with shoulder straps and lance with adjustable nozzle. The sprayer

also comes with a lance holder. Ideal for home or professional use.

PART	DESCRIPTION	MIN. BUY	BOX QTY
G4020SB	5 Litre	1	1
G4004SB	10 Litre	1	1



KNAPSACK – PROFESSIONAL

- The Rosy pressure sprayer comes with shoulder straps. The tank is manufactured from sturdy UV stabilised plastic. The absence of corners enables total discharge and

avoids formation of residual deposits. The lance is telescopic with an adjustable nozzle, allowing access to hard to reach places.

PART	DESCRIPTION	MIN. BUY	BOX QTY
G3020SCL	Knapsack Sprayer 16L Rosy	1	1



SPRAYERS WITH VITON SEALS

- Sprayers fitted with viton seals will accommodate a broader range of chemicals. Please check with the chemical

manufacturer to ensure that viton seals are suitable to use with the intended chemical.

PART	DESCRIPTION	MIN. BUY	BOX QTY
G4004SB-VT	10 Litre Sprayer fitted with Viton seals	1	1
G4002-VT	2 Litre Eva fitted with Viton seals	1	9



SPARE PARTS AND ACCESSORIES

Spare parts and seal kits are available for all sprayers.
No parts available for atomizers.

All sprayers are made in Italy.

VITON SPARE PARTS

- Our spare part kits, available in viton, will ensure longevity of your sprayer. Our spare part kit contains the most popular consumable parts.

PART	DESCRIPTION	MIN. BUY	BOX QTY
G4552C	Viton seal kit to suit 10 Litre Sprayer	1	1
G8550	Viton lance to suit 10 Litre Sprayer	1	1
G4550	Viton seal kit to suit 2 Litre EVA	1	1

ACCESSORIES


- Available to enhance the suitability of your sprayer for certain jobs.

PART	DESCRIPTION	MIN. BUY	BOX QTY
G3065	Sprayshield Bell	1	1
G8501C	Standard Lance (Magic Lance)	1	1
G1805200	50cm Extension for Lance	1	1

SPARE PARTS

- Our spare part kits, will ensure longevity of your sprayer. Our spare part kit containG the most popular consumable parts.

PART	DESCRIPTION	MIN. BUY	BOX QTY
G4500C	Spares kit – to suit 1.5L sprayer	1	1
G4501C	Spares kit – to suit 2.0L sprayer	1	1
G4503C	Spares kit – to suit 5.0L and 10.0L sprayer	1	1
G3507C	Rosy spares kit (knapsack)	1	1
G1700030-1	1 metre replacement braided hose	1	1
G4506C	Pump to suit 5/10 Litre	1	1
G3503C	Pump to suit 16 Litre	1	1



SECTION CONTENTS

SQUARE IMPERIAL KEY STEEL.....	09-124
SQUARE METRIC KEY STEEL.....	09-124
RECTANGLE IMPERIAL KEY STEEL	09-124
RECTANGLE METRIC KEY STEEL.....	09-124
STAINLESS STEEL IMPERIAL KEY STEEL.....	09-124
STAINLESS STEEL METRIC KEY STEEL.....	09-124
METRIC SLOTTED SHIM STAINLESS STEEL.....	09-125
IMPERIAL SLOTTED SHIM STAINLESS STEEL.....	09-126
SOFT SHOE SLOTTED SHIM.....	09-126
STEEL SHIM IN A BOX.....	09-126
BRASS SHIM IN A BOX	09-127
STAINLESS STEEL SHIM IN A BOX.....	09-127
SHIM ASSORTMENTS KITS	09-127



09 KEY STEEL & SHIM

CASTORS

WHEELS

CONVEYORS

TROLLEYS
& STRAPS

STORAGE
& BOXES

ABRASIVES &
WIRE BRUSHES

HAND TOOLS

SPRAYERS

KEY STEEL &
SHIM

LIGHTING

OIL CANS &
REDUCTEUR

KEY STEEL

- 300mm lengths (sizes are clearly marked on each piece)
- Plated for rust prevention, metric is gold dichromated for easier identification.
- Most tolerances on dimensions are oversized to assure tight fits in keyways for positive, zero backlash power transmission.
- Imperial sizes are cold drawn low carbon C1018 steel and Metric sizes are cold drawn C1020 to C1045 steel.
- Stainless steel made from 303/304 grade.

SQUARE IMPERIAL KEY STEEL

PART	SIZE	MIN. BUY	PER PACK
KS1/16X1/16	1/16 SQ	1	10
KS1/8X1/8	1/8 SQ	1	10
KS5/32X5/32	5/32 SQ	1	10
KS7/32X7/32	7/32 SQ	1	6
KS3/16X3/16	3/16 SQ	1	6
KS1/4X1/4	1/4 SQ	1	6
KS9/32X9/32	9/32 SQ	1	6
KS5/16X5/16	5/16 SQ	1	6
KS3/8X3/8	3/8 SQ	1	6
KS7/16X7/16	7/16 SQ	1	4
KS1/2X1/2	1/2 SQ	1	4
KS5/8X5/8	5/8 SQ	1	4
KS9/16X9/16	9/16 SQ	1	4
KS11/16X11/16	11/16 SQ	1	4
KS3/4X3/4	3/4 SQ	1	4
KS13/16X13/16	13/16 SQ	1	4
KS7/8X7/8	7/8 SQ	1	4
KS1X1	1 SQ	1	4
KS1 1/8X1 1/8	1 1/8 SQ	1	2
KS1 3/16X1 3/16	1 3/16 SQ	1	2
KS1 1/4X1 1/4	1 1/4 SQ	1	4
KS1 3/8X1 3/8	1 3/8 SQ	1	1
KS1 1/2X1 1/2	1 1/2 SQ	1	1
KS1 3/4X1 3/4	1 3/4 SQ	1	1
KS2X2	2 SQ	1	1

RECTANGLE IMPERIAL KEY STEEL

KS1/8X3/16	1/8 x 3/16	1	6
KS1/8X1/4	1/8 x 1/4	1	6
KS3/16X1/4	3/16 x 1/4	1	6
KS3/16X5/16	3/16 x 5/16	1	6
KS3/16X1/2	3/16 x 1/2	1	6
KS1/4X5/16	1/4 x 5/16	1	6
KS1/4X3/8	1/4 x 3/8	1	6
KS1/4X1/2	1/4 x 1/2	1	6
KS5/16X3/8	5/16 x 3/8	1	6
KS5/16X7/16	5/16 x 7/16	1	6
KS5/16X1/2	5/16 x 1/2	1	6
KS5/16X5/8	5/16 x 5/8	1	6
KS3/8X7/16	3/8 x 7/16	1	6
KS3/8X1/2	3/8 x 1/2	1	6
KS3/8X5/8	3/8 x 5/8	1	6
KS3/8X3/4	3/8 x 3/4	1	6
KS7/16X1/2	7/16 x 1/2	1	6
KS7/16X5/8	7/16 x 5/8	1	6
KS1/2X5/8	1/2 x 5/8	1	6
KS1/2X3/4	1/2 x 3/4	1	6
KS5/8X3/4	5/8 x 3/4	1	4
KS5/8X7/8	5/8 x 7/8	1	4
KS5/8X1	5/8 x 1	1	4
KS9/16X1	9/16 x 1	1	4
KS7/8X1	7/8 x 1	1	4
KS7/8X1 1/4	7/8 x 1 1/4	1	4
KS3/4X7/8	3/4 x 7/8	1	4
KS3/4X1	3/4 x 1	1	4
KS3/4X1 1/4	3/4 x 1 1/4	1	4
KS1X1 1/4	1 x 1 1/4	1	4

KEY STEEL DISPLAY KITS - SQUARE

KS14680	Square 12" steel, zinc plated keystock contains 6 pcs each 3/16", 1/4", 5/16", 3/8", 4 pcs each 7/16" & 1/2"	1	32pcs
KS04680	Square 12" steel, gold dichromate plated keystock contains 6 pcs each 4mm, 5mm, 6mm, 8mm, 4pcs each 10mm & 12mm	1	32pcs

SQUARE METRIC KEY STEEL

PART	SIZE	MIN. BUY	PER PACK
KS2X2MM	2 x 2mm	1	6
KS4X4MM	4 x 4mm	1	6
KS5X5MM	5 x 5mm	1	6
KS6X6MM	6 x 6mm	1	6
KS7X7MM	7 x 7mm	1	6
KS8X8MM	8 x 8mm	1	6
KS10X10MM	10 x 10mm	1	4
KS12X12MM	12 x 12mm	1	4
KS14X14MM	14 x 14mm	1	4
KS16X16MM	16 x 16mm	1	4
KS18X18MM	18 x 18mm	1	4
KS20X20MM	20 x 20mm	1	1
KS22X22MM	22 x 22mm	1	1
KS25X25MM	25 x 25mm	1	1

RECTANGLE METRIC KEY STEEL

KS5X8MM	5 x 8mm	1	6
KS6X10MM	6 x 10mm	1	6
KS6X12MM	6 x 12mm	1	6
KS6X14MM	6 x 14mm	1	6
KS7X8MM	7 x 8mm	1	6
KS7X18MM	7 x 18mm	1	6
KS8X10MM	8 x 10mm	1	6
KS8X12MM	8 x 12mm	1	6
KS9X14MM	9 x 14mm	1	6
KS10X12MM	10 x 12mm	1	4
KS10X16MM	10 x 16mm	1	4
KS11X18MM	11 x 18mm	1	4
KS12X20MM	12 x 20mm	1	4
KS14X22MM	14 x 22mm	1	4
KS14X25MM	14 x 25mm	1	4
KS16X28MM	16 x 28mm	1	4
KS18X32MM	18 x 32mm	1	4
KS20X36MM	20 x 36mm	1	1
KS22X25MM	22 x 25mm	1	1
KS22X40MM	22 x 40mm	1	1
KS25X28MM	25 x 28mm	1	1

STAINLESS STEEL IMPERIAL KEY STEEL

KS1/8X1/8SS	1/8 SQ	1	1
KS3/16X3/16SS	3/16 SQ	1	1
KS1/4X1/4SS	1/4 SQ	1	1
KS5/16X5/16SS	5/16 SQ	1	1
KS3/8X3/8SS	3/8 SQ	1	1
KS7/16X7/16SS	7/16 SQ	1	1
KS1/2X1/2SS	1/2 SQ	1	1
KS5/8X5/8SS	5/8 SQ	1	1
KS3/4X3/4SS	3/4 SQ	1	1
KS7/8X7/8SS	7/8 SQ	1	1
KS1X1SS	1" SQ	1	1

STAINLESS STEEL METRIC KEY STEEL

KS4X4MMSS	4 x 4mm	1	1
KS5X5MMSS	5 x 5mm	1	1
KS6X6MMSS	6 x 6mm	1	1
KS7X7MMSS	7 x 7mm	1	1
KS8X8MMSS	8 x 8mm	1	1
KS10X10MMSS	10 x 10mm	1	1
KS12X12MMSS	12 x 12mm	1	1
KS14X14MMSS	14 x 14mm	1	1
KS16X16MMSS	16 x 16mm	1	1
KS18X18MMSS	18 x 18mm	1	1
KS20X20MMSS	20 x 20mm	1	1

SHIM PRODUCTS

- Precision Brand slotted shim is pre-cut, so you eliminate hand cutting, deburring and material waste.
- You are assured of quality because these shims are made of 300 series stainless steel that resists rust and corrosion. Precision Brand's thickness is so accurate you will save money through reduced labour costs because of faster, more precise alignment.
- The convenient tab design makes shim placement easier and safer. There's no need to put hands under machinery during installation or removal.
- Engineered for quality Precision Brand permanently marks each shim with the thickness and is the only leading shim manufacturer to guarantee thickness tolerances for its products.
- When you're aligning expensive machinery, don't settle for anything less than the very best – Precision Brand shim!



PRECISION BRAND steel shim stock is full hard, cold rolled low carbon 1008-1010. One roll per box

METRIC SLOTTED SHIM STAINLESS STEEL

PART	SIZE	MM	PIECES PER PACK	MIN. BUY
SHIM81205	50 X 50mm x 16mm slot	0.025	10	1 Pack
SHIM81210	50 X 50mm x 16mm slot	0.050	10	1 Pack
SHIM81215	50 X 50mm x 16mm slot	0.100	10	1 Pack
SHIM81220	50 X 50mm x 16mm slot	0.200	10	1 Pack
SHIM81225	50 X 50mm x 16mm slot	0.250	10	1 Pack
SHIM81230	50 X 50mm x 16mm slot	0.400	10	1 Pack
SHIM81235	50 X 50mm x 16mm slot	0.500	10	1 Pack
SHIM81240	50 X 50mm x 16mm slot	0.700	10	1 Pack
SHIM81245	50 X 50mm x 16mm slot	1.000	10	1 Pack
SHIM81250	50 X 50mm x 16mm slot	2.000	10	1 Pack
SHIM81305	75 X 75mm x 19mm slot	0.025	10	1 Pack
SHIM81310	75 X 75mm x 19mm slot	0.050	10	1 Pack
SHIM81315	75 X 75mm x 19mm slot	0.100	10	1 Pack
SHIM81320	75 X 75mm x 19mm slot	0.200	10	1 Pack
SHIM81325	75 X 75mm x 19mm slot	0.250	10	1 Pack
SHIM81330	75 X 75mm x 19mm slot	0.400	10	1 Pack
SHIM81335	75 X 75mm x 19mm slot	0.500	10	1 Pack
SHIM81340	75 X 75mm x 19mm slot	0.700	10	1 Pack
SHIM81345	75 X 75mm x 19mm slot	1.000	10	1 Pack
SHIM81350	75 X 75mm x 19mm slot	2.000	10	1 Pack
SHIM81405	100 X 100mm x 32mm slot	0.025	10	1 Pack
SHIM81410	100 X 100mm x 32mm slot	0.050	10	1 Pack
SHIM81415	100 X 100mm x 32mm slot	0.100	10	1 Pack
SHIM81420	100 X 100mm x 32mm slot	0.200	10	1 Pack
SHIM81425	100 X 100mm x 32mm slot	0.250	10	1 Pack
SHIM81430	100 X 100mm x 32mm slot	0.400	10	1 Pack
SHIM81435	100 X 100mm x 32mm slot	0.500	10	1 Pack
SHIM81440	100 X 100mm x 32mm slot	0.700	10	1 Pack
SHIM81445	100 X 100mm x 32mm slot	1.000	10	1 Pack
SHIM81450	100 X 100mm x 32mm slot	2.000	10	1 Pack
SHIM81505	125 X 125mm x 41mm slot	0.025	10	1 Pack
SHIM81510	125 X 125mm x 41mm slot	0.050	10	1 Pack
SHIM81515	125 X 125mm x 41mm slot	0.100	10	1 Pack
SHIM81520	125 X 125mm x 41mm slot	0.200	10	1 Pack
SHIM81525	125 X 125mm x 41mm slot	0.250	10	1 Pack
SHIM81530	125 X 125mm x 41mm slot	0.400	10	1 Pack
SHIM81535	125 X 125mm x 41mm slot	0.500	10	1 Pack
SHIM81540	125 X 125mm x 41mm slot	0.700	10	1 Pack
SHIM81545	125 X 125mm x 41mm slot	1.000	10	1 Pack
SHIM81550	125 X 125mm x 41mm slot	2.000	10	1 Pack
SHIM81945	50mm assortment kit 100 piece	All	100	1 Pack
SHIM81955	75mm assortment kit 100 piece	All	100	1 Pack
SHIM81965	100mm assortment kit 100 piece	All	100	1 Pack
SHIM81975	125mm assortment kit 100 piece	All	100	1 Pack

SHIM PRODUCTS

- Precision Brand slotted shim is pre-cut, so you eliminate hand cutting, deburring and material waste.
- You are assured of quality because these shims are made of 300 series stainless steel that resists rust and corrosion. Precision Brand's thickness is so accurate you will save money through reduced labour costs because of faster, more precise alignment.
- The convenient tab design makes shim placement easier and safer. There's no need to put hands under machinery during installation or removal.
- Engineered for quality Precision Brand permanently marks each shim with the thickness and is the only leading shim manufacturer to guarantee thickness tolerances for its products.
- When you're aligning expensive machinery, don't settle for anything less than the very best – Precision Brand shim!



IMPERIAL SLOTTED SHIM STAINLESS STEEL

PART	SIZE	MM	PIECES PER PACK	MIN. BUY
SHIM42210	2" x 2" x 0.002" - 5/8" slot	0.050	20	1
SHIM42220	2" x 2" x 0.004" - 5/8" slot	0.102	20	1
SHIM42230	2" x 2" x 0.010" - 5/8" slot	0.254	20	1
SHIM42250	2" x 2" x 0.050" - 5/8" slot	1.270	5	1
SHIM42330	3" x 3" x 0.010" - 3/4" slot	0.254	20	1
SHIM42410	4" x 4" x 0.002" - 1 1/4" slot	0.050	20	1
SHIM42420	4" x 4" x 0.004" - 1 1/4" slot	0.102	20	1
SHIM42605	6" x 6" x 0.001" - 2" slot	0.025	5	1
SHIM42610	6" x 6" x 0.002" - 2" slot	0.050	5	1
SHIM42620	6" x 6" x 0.004" - 2" slot	0.102	5	1
SHIM42635	6" x 6" x 0.015" - 2" slot	0.381	5	1
SHIM42640	6" x 6" x 0.020" - 2" slot	0.508	5	1
SHIM42655	6" x 6" x 0.075" - 2" slot	2.00	5	1
SHIM42805	8" x 8" x 0.001" - 2 3/8" slot	0.025	5	1
SHIM42810	8" x 8" x 0.02" - 2 3/8" slot	0.508	5	1
SHIM42855	8" x 8" x 0.075" - 2 3/8" slot	2.00	5	1

SOFT SHOE SLOTTED SHIM

PART	SIZE	INCH	PIECES PER PACK	MIN. BUY
SHIM49105	2" x 2" Blue 5/8" slot	0.020"	10	1
SHIM49125	2" x 2" Yellow 5/8" slot	0.045"	10	1
SHIM49110	3" x 3" Blue 3/4" slot	0.020"	10	1
SHIM49130	3" x 3" Yellow 3/4" slot	0.045"	10	1
SHIM49115	4" x 4" Blue 1 1/4" slot	0.020"	10	1
SHIM49135	4" x 4" Yellow 1 1/4" slot	0.045"	10	1
SHIM49120	5" x 5" Blue 1 5/8" slot	0.020"	10	1
SHIM49140	5" x 5" Yellow 1 5/8" slot	0.045"	10	1

STEEL SHIM IN A BOX

PART	SIZE	MIN. BUY	BOX QTY
SHIM16130	steel shim 6" x 0.001" x 100" long (0.025mm)	1	1
SHIM16195	steel shim 6" x 0.002" x 100" long (0.051mm)	1	1
SHIM16245	steel shim 6" x 0.003" x 100" long (0.076mm)	1	1
SHIM16280	steel shim 6" x 0.004" x 100" long (0.102mm)	1	1
SHIM16320	steel shim 6" x 0.005" x 100" long (0.127mm)	1	1
SHIM16330	steel shim 12" x 0.005" x 120" long (0.127mm)	1	1
SHIM16345	steel shim 6" x 0.006" x 100" long (0.152mm)	1	1
SHIM16355	steel shim 12" x 0.006" x 120" long (0.152mm)	1	1
SHIM16370	steel shim 6" x 0.007" x 100" long (0.178mm)	1	1
SHIM16380	steel shim 12" x 0.007" x 120" long (0.178mm)	1	1
SHIM16395	steel shim 6" x 0.008" x 100" long (0.203mm)	1	1
SHIM16405	steel shim 12" x 0.008" x 120" long (0.203mm)	1	1
SHIM16450	steel shim 6" x 0.010" x 100" long (0.254mm)	1	1
SHIM16460	steel shim 12" x 0.010" x 120" long (0.254mm)	1	1
SHIM16480	steel shim 6" x 0.012" x 100" long (0.306mm)	1	1
SHIM16490	steel shim 12" x 0.012" x 120" long (0.381mm)	1	1
SHIM16530	steel shim 6" x 0.015" x 100" long (0.381mm)	1	1
SHIM16540	steel shim 12" x 0.015" x 120" long (0.381mm)	1	1
SHIM16590	steel shim 6" x 0.020" x 100" long (0.508mm)	1	1
SHIM16600	steel shim 12" x 0.020" x 120" long (0.508mm)	1	1
SHIM16630	steel shim 6" x 0.25" x 100" long (0.63mm)	1	1
SHIM16660	steel shim 6" x 0.031" x 100" long (0.78mm)	1	1

SHIM PRODUCTS



PRECISION BRAND brass shim stock is half hard, cold rolled cda 260 alloy. One roll per box

BRASS SHIM IN A BOX

PART	SIZE	MIN. BUY	BOX. QTY
SHIM17135	Brass Shim 6" x 0.001" x 100" long (0.025mm)	1	1
SHIM17145	Brass Shim 12" x 0.001" x 120" long (0.025mm)	1	1
SHIM17195	Brass shim 6" x 0.002" x 100" long (0.051mm)	1	1
SHIM17205	Brass Shim 12" x 0.002" x 120" long (0.051mm)	1	1
SHIM17240	Brass shim 6" x 0.003" x 100" long (0.076mm)	1	1
SHIM17250	Brass Shim 12" x 0.003" x 120" long (0.076mm)	1	1
SHIM17265	Brass Shim 6" x 0.004" x 100" long (0.381mm)	1	1
SHIM17275	Brass Shim 12" x 0.004" x 120" long (0.102mm)	1	1
SHIM17305	Brass shim 6" x 0.005" x 100" long (0.127mm)	1	1
SHIM17315	Brass Shim 12" x 0.005" x 120" long (0.127mm)	1	1
SHIM17330	Brass shim 6" x 0.006" x 100" long (0.152mm)	1	1
SHIM17340	Brass Shim 12" x 0.006" x 120" long (0.152mm)	1	1
SHIM17370	Brass shim 6" x 0.008" x 100" long (0.203mm)	1	1
SHIM17380	Brass Shim 12" x 0.008" x 120" long (0.203mm)	1	1
SHIM17390	Brass Shim 6" x 0.009" x 100" long (0.227mm)	1	1
SHIM17415	Brass shim 6" x 0.010" x 100" long (0.254mm)	1	1
SHIM17425	Brass Shim 12" x 0.010" x 120" long (0.254mm)	1	1
SHIM17427	Brass Shim 12" x 0.015" x 120" long (0.381mm)	1	1
SHIM17428	Brass Shim 12" x 0.020" x 120" long (0.508mm)	1	1
SHIM17475	Brass shim 6" x 0.015" x 100" long (0.381mm)	1	1
SHIM17495	Brass Shim 6" x 0.020" x 100" long (0.508mm)	1	1
SHIM17515	Brass shim 6" x 0.025" x 100" long (0.635mm)	1	1
SHIM17535	Brass Shim 6" x 0.031" x 100" long (0.80mm)	1	1

STAINLESS STEEL SHIM IN A BOX

PART	SIZE	MIN. BUY	BOX QTY
SHIM22125	Stainless shim 6" x 0.001" x 50" long (0.025mm)	1	1
SHIM22150	Stainless shim 6" x 0.002" x 50" long (0.051mm)	1	1
SHIM22160	Stainless Shim 12" x 0.002" x 50" long (0.051mm)	1	1
SHIM22185	Stainless Shim 12" x 0.003" x 50" long (0.076mm)	1	1
SHIM22195	Stainless shim 6" x 0.004" x 50" long (0.102mm)	1	1
SHIM22205	Stainless Shim 12" x 0.004" x 50" long (0.102mm)	1	1
SHIM22220	Stainless shim 6" x 0.005" x 50" long (0.127mm)	1	1
SHIM22230	Stainless shim 12" x 0.005" x 50" long (0.127mm)	1	1
SHIM22240	Stainless shim 6" x 0.006" x 50" long (0.152mm)	1	1
SHIM22250	Stainless Shim 12" x 0.006" x 50" long (0.152mm)	1	1
SHIM22285	Stainless Shim 6" x 0.008" x 50" long (0.203mm)	1	1
SHIM22295	Stainless Shim 12" x 0.008" x 50" long (0.203mm)	1	1
SHIM22320	Stainless shim 6" x 0.010" x 50" long (0.254mm)	1	1
SHIM22330	Stainless Shim 12" x 0.010" x 50" long (0.127mm)	1	1
SHIM22365	Stainless shim 12" x 0.015" x 50" long (0.381mm)	1	1
SHIM22375	Stainless Shim 12" x 0.015" x 50" long (0.381mm)	1	1
SHIM22390	Stainless shim 6" x 0.020" x 50" long (0.508mm)	1	1
SHIM22400	Stainless Shim 12" x 0.020" x 50" long (0.508mm)	1	1
SHIM22410	Stainless shim 6" x 0.025" x 50" long (0.635mm)	1	1

SHIM ASSORTMENTS KITS

PART	SIZE 6" X 12"	MIN. BUY	BOX QTY
SHIM16680	Steel 12 piece, .001, .0015, .002, .003, .004, .005, .006, .007, .008, .010, .012, .015	1	1
SHIM17545	Brass 12 piece, .001, .0015, .002, .003, .004, .005, .006, .007, .008, .010, .012, .015	1	1
SHIM22445	Stainless 8 piece, .001, .002, .003, .005, .008, .010, .015, .020	1	1

CASTORS

WHEELS

CONVEYORS

TROLLEYS & STRAPS

STORAGE & BOXES

ABRASIVES & WIRE BRUSHES

HAND TOOLS

SPRAYERS

KEY STEEL & SHIM

LIGHTING

OIL CANS & REDUCTEUR



SECTION CONTENTS

RECHARGEABLE PORTABLE WORK LIGHT.....	10-130
WORK LIGHT	10-130
TWIN HEAD PORTABLE WORK LIGHT.....	10-130



10 LIGHTING

CASTORS

WHEELS

CONVEYORS

TROLLEY &
STRAPS

STORAGE
& BOXES

ABRASIVE & WIRE
BRUSHES

HAND TOOLS

SPRAYERS

KEY STEEL &
SHIM

OIL CANS &
REDUCTEUR

LED PORTABLE WORK LIGHTS

CASTORS

WHEELS

CONVEYORS

TROLLEYS
& STRAPS

STORAGE
& BOXES

ABRASIVES &
WIRE BRUSHES

HAND TOOLS

SPRAYERS

KEY STEEL &
SHIM

LIGHTING

OIL CANS &
REDUCTEUR



24 LED RECHARGEABLE ECO-ZONE™ Portable Work Light

L1320

- 779 Lumens
- 5600k color temperature
- Rechargeable 12-volt portable design
- Cool to touch
- Die cast housing and steel H-base
- 1M SAA cord with 12v 500mA transformer
- AC Adaptor DC Jack-CE Approved-SAA plug
- 18650 Lithium Ion Batteries
- 2 hour run time on full charge
- Dual charge / run feature
- 24 LED's made by LG
- Weatherproof on/off switch



24 LED ECO-ZONE™ Portable Work Light

L1323

- 779 Lumens
- 5700k color temperature
- Cool to touch
- 120 Degree wide angle lighting
- Bulbs never needs replacing
- Die cast housing and steel H-base
- High output mirror reflector
- 1M SAA power cord 240 Volt
- 24 High Intensity LED's made by LG
- Weatherproof on/off switch
- IP rating 44
- ASA Approval No. 145005/01



48 LED Twin Head Portable Work Light

L1322

- 779 Lumens x 2 = 1,558 Total
- 5600k color temperature
- Steel sled base and adjustable tripod
- Cool to touch
- Die cast housing and steel H-base
- High output mirror reflector
- 2M SAA cord 240 Volt
- High intensity LED's made by LG
- Weatherproof on/off switch - (1) on each work light
- IP rating 44
- ASA Approval No. 145005/01
- Fully detachable base.

SECTION CONTENTS

BILLY CANS	11-132
EASY BOIL TEAPOTS	11-132
CAMP FIRE WATER BOILER.....	11-132
PAINT POTS	11-132
SPIRIT MEASURES.....	11-133
OIL FILLERS & OIL BOTTLES	11-133
OIL CANS	11-133
FUNNELS	11-133
REDUCTEUR RUST PREVENTION	11-134



11 OIL CANS & REDUCTEUR

CASTORS

WHEELS

CONVEYORS

TROLLEYS
& STRAPS

STORAGE
& BOXES

ABRASIVES &
WIRE BRUSHES

HAND TOOLS

SPRAYERS

KEY STEEL &
SHIM

LIGHTING

CAMPING EQUIPMENT

CASTORS

WHEELS

CONVEYORS

TROLLEYS
& STRAPS

STORAGE
& BOXES

ABRASIVES &
WIRE BRUSHES

HAND TOOLS

SPRAYERS

KEY STEEL &
SHIM

LIGHTING

OIL CANS &
REDUCTEUR

BILLY CANS

- Made from tin plate.
- Made with soldered joints.

PART	DESCRIPTION	MIN. BUY	CTN. QTY
CB1	1 Litre capacity	6	6
CB2	1.5 Litre capacity	6	6
CB3	2 Litre capacity	6	6
CB4	3 Litre capacity	6	6
CB5	4.5 Litre capacity	6	6
CB6	6 Litre capacity	6	6



EASY BOIL TEAPOTS

- Constructed from tinplate with a galvabond fire tray.
- Will easily boil water using only a few sheets of paper and twigs or firelighter
- Includes a fire tray that helps to contain the fire.

PART	DESCRIPTION	MIN. BUY	CTN. QTY
CBTEB	Easy Water Boiler	1	1



CAMP FIRE WATER BOILER

- Made from galvabond, it can be put in coals of fire or suspended on a suitable tripod.
- Once hot, cold water added through the funnel at the top will cause hot water to come out of the tube on the side, pour a cup in and a cup will come out.
- Lid included to avoid twigs and leaves getting into boiler.
- Includes removable funnel for ease of cleaning.

PART	DESCRIPTION	MIN. BUY	CTN. QTY
CHWH15	15 Litre capacity	1	1



PAINT POTS

- Heavy duty paint pot with solid wire handle.

PART	DESCRIPTION	MIN. BUY	CTN. QTY
CPP	4.5 Litre capacity	4	4



All Australian made.

SPIRIT MEASURES

- Heavy Duty tin plade with solid wire handle.

PART	DESCRIPTION	MIN. BUY	CTN. QTY
COM.5	500ml capacity galvanised finished	1	1
COM1	1 Litre capacity galvanised finished	1	1
COM2	2 Litre capacity galvanised finished	1	1
COM5	5 Litre capacity galvanised finished	1	1
COM10	10 Litre capacity galvanised finished	1	1



OIL FILLERS & OIL BOTTLES

- Made from galvabond.
- Made with soldered joints.
- Powder coated for durability and appearance.

PART	DESCRIPTION	MIN. BUY	CTN. QTY
C040	3 Litre capacity powder coat finish oil filler	1	6
C042	5 Litre capacity powder coat finish oil bottle	1	4



OIL CANS

- Pump mechanism made from brass.
- Machined to close tolerances.
- Easily primed and remains primed.
- Trigger and spout made from polished brass for durability and appearance.
- Powder coated for durability.

PART	DESCRIPTION	MIN. BUY	CTN. QTY
C030	300ml rigid spout	1	10
C032	600ml rigid spout	1	10
C036	600ml flexible spout	1	10
C037	150ml Handy oil can. Shearers type. Pyramid shape	1	10



FUNNELS

- Made from premium quality tinplate.
- Comes with stainless steel filter meshes.
- The 174mm and 254mm have interchangeable demountable spouts that can also be used on a standard 5 litre can as a pouring spout.
- Demountable spouts provided makes storage and shipping easier.

PART	DESCRIPTION	MIN. BUY	CTN. QTY
CFS127	127mm Straight spout comes with filter	10	10
CFS174	174mm Straight spout comes with filter	10	10
CF0174	174mm Offset spout comes with filter	10	10
CFS254	254mm Straight spout comes with filter	10	10
CF0254	254mm Offset spout comes with filter	10	10



All Australian made.

RUST RELEASE & PREVENTION

REDUCTEUR H-72 SUPER RELEASING AGENT RELEASES RUSTED PARTS IN APPROXIMATELY 30 SECONDS

EASY TO USE LONG LASTING RUST PREVENTION



Rust Released In Seconds

Quickly Free Up Rusted Components

- 1 Remove any excess paint & corrosion with a wire brush
- 2 Spray liberally around the bolt head and exposed thread
- 3 Allow to soak for 30 seconds

Up to 5 YEARS* Rust Prevention

Simply apply Reducteur H-72 to threads during assembly to prevent rust from forming.

**Proven protection for up to 5 years in acidic environments and 1 year in salty conditions.*

PART	DESCRIPTION	MIN. BUY	CTN. QTY
6100255	300g Aerosol	1	12

CASTORS

WHEELS

CONVEYORS

TROLLEYS & STRAPS

STORAGE & BOXES

ABRASIVES & WIRE BRUSHES

HAND TOOLS

SPRAYERS

KEY STEEL & SHIM

LIGHTING

OIL CANS & REDUCTEUR



OUR LOCATIONS

WA
Phone 08 9406 6333
08 9406 6331

East Coast Warehouse
Excellence Drive,
Perth WA 6065
AUSTRALIA

NSW

Phone 02 9670 0400
Fax 02 9670 0444

East Coast Warehouse
A2, 57-65 Templar Rd,
Erskine Park NSW 2759
AUSTRALIA

WEBSITE
www.ehi.com.au

INDUSTRIAL ENQUIRIES
indsales@ehi.com.au

INDCATV6

