



EXTREME
STAINLESS STEEL

STAINLESS STEEL CUTTING: SUITABLE FOR STAINLESS PIPE,
SQUARE TUBE, PLATE, REBAR
USE WITH CORDLESS / CIRCULAR SAW

ATB 8°
RAKE 0°

RAIDERX
METAL

METAL CUTTING: SUITABLE FOR METAL ANGLE,
CHANNEL, STUD, PIPE, PLATE, SQUARE TUBE, REBAR
USE WITH CORDLESS / CIRCULAR SAWS

ATB 3°
RAKE 0°

RAIDERX
SHEET METAL

METAL CUTTING: SUITABLE FOR
THIN SHEET METAL CUTTING TO 1.2MM (18 GAUGE)

RAIDERX SHEET METAL
MBR18520005

185mm
7 1/4" 60T

MAX. CUT THICKNESS: 1.2mm

AUSTSAW

New

AUSTSAW®

STAINLESS STEEL AND METAL BLADES



- Premium Cermet tips give exceptional life and clean, cool cutting in stainless steel
- Blade designed with laser cut slits for noise reduction
- Non stick pro-shield coating reduces frictional resistance on blade surface
- Anti-vibration slot resin plugs absorbs vibration
- Dual step saw blade technology
- Stainless steel cutting includes stainless pipe, stainless square tube, stainless plate and stainless rebar
- Japanese blade technology




- Premium Cermet tips give exceptional life and clean, cool cutting in metal
- Blade designed with laser cut slits for noise reduction
- Super thin kerf design delivers a smooth and sharp cut
- Advanced tooth geometry improves balance and stability in a straight running cut
- General purpose cutting includes angle, c-channel, stud, pipe, plate tube and rebar

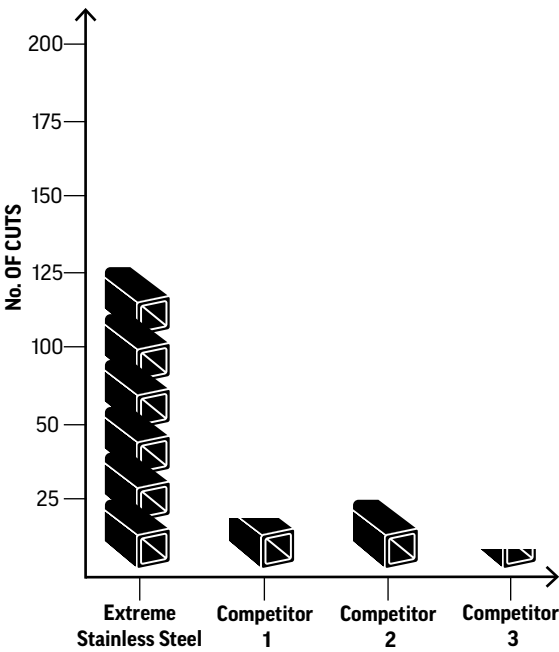


- Premium Cermet (135 - 150mm) and C6 Carbide (165 - 185mm) tips give exceptional life and clean, cool cutting in sheet metal
- 6x Life compared to competitor sheet metal saw blades
- Super Thin Kerf design delivers a smooth and sharp cut
- Advanced tooth geometry improves balance and stability for a straight running cut
- Suitable for Thin Sheet Metal cutting to 1.2mm (18 Gauge) including: Roofing, cladding, corrugated sheet, flat sheet & steel studs etc

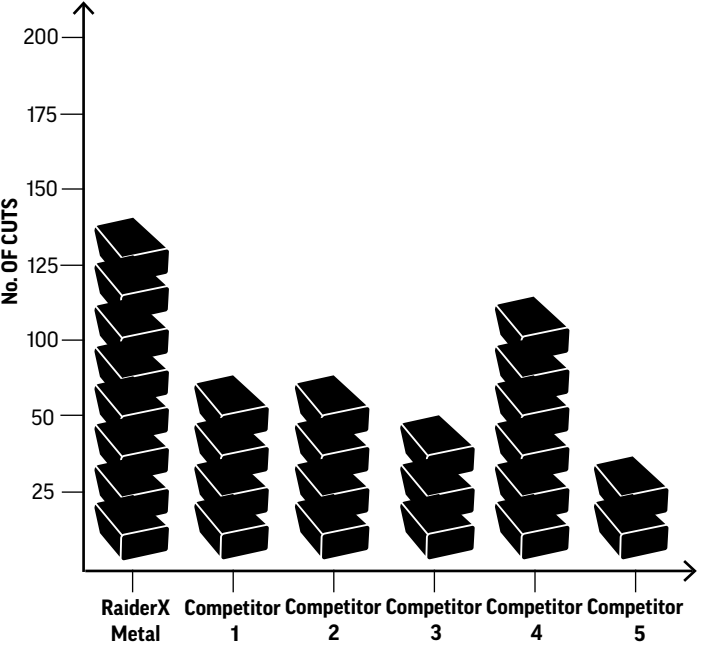
Austsaw spent six months trialling and testing all recognised brands of stainless steel and metal cutting saw blades currently available on the Australian market, as well as many samples from manufacturers all over the world. Our custom designed testing procedure put every blade through a rigorous test.



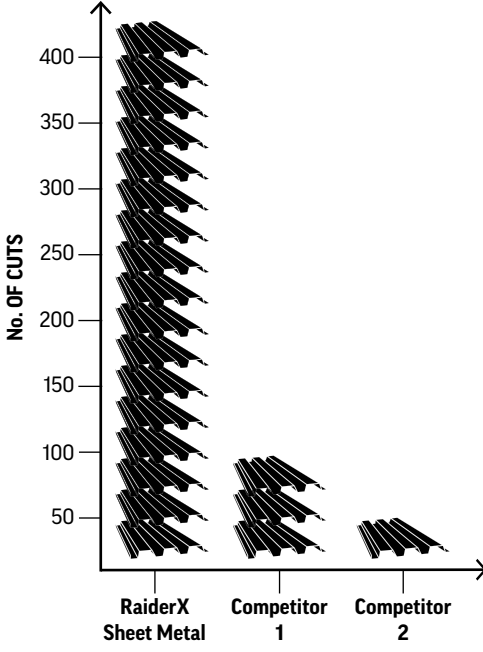
BLADE USED: Extreme Stainless Steel 355mm
EQUIPMENT: 355mm low speed cut off saw (1500RPM)
MATERIAL USED: 76mm dia 304 Stainless tube 2mm wall thickness



BLADE USED: RaiderX Metal 185mm
EQUIPMENT: Dewalt 185mm power saw
MATERIAL USED: 100 x 3mm mild steel flat bar



BLADE USED: RaiderX Sheet Metal 135mm
EQUIPMENT: Milwaukee 135mm cordless saw
MATERIAL USED: 1mm flat sheet metal





15x
LIFE

Non-stick
PROSHIELD
less heat, sticking & corrosion


EXTREME PERFORMANCE IN
STAINLESS STEEL APPLICATIONS




EXTREME Stainless Steel blades exhibit extreme performance in stainless steel applications. Featuring non-stick Pro-shield technology & cermet tips, this blade has 15x the life of its competitors.

- FEATURES:**
- Premium Cermet tips give exceptional life and clean, cool cutting in stainless steel
 - Blade designed with laser cut slits for noise reduction
 - Non stick pro-shield coating reduces frictional resistance on the blade surface
 - Anti-vibration slot resin plugs absorbs vibration
 - Dual step saw blade technology
 - Stainless steel cutting includes stainless pipe, stainless square tube, stainless plate and stainless rebar
 - Japanese blade technology


DESIGNED TO CUT:




Stainless Steel




Stainless Pipe



Stainless Plate



Stainless Rebar

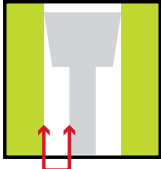


Stainless Square Tubing

CARDED 1 PCE											
Ø	Teeth	Bore mm	Bush mm	Tooth Grind	Rake°	Kerf mm	Max. Cut Thickness mm	Code	Application	Use with	RPM
135mm 5 3/8"	50	20	16	ATB 8	0	1.5	2.0	SSBE1352050	General Purpose	Cordless Saw	6,000
150mm 6"	52	20	16	ATB 8	0	1.5	2.0	SSBE1502052	General Purpose	Cordless Saw	6,000
165mm 6 1/2"	56	20	16	ATB 8	0	1.5	3.0	SSBE1652056	General Purpose	Cordless Saw	6,000
185mm 7 1/4"	64	20	16	ATB 8	0	1.5	3.0	SSBE1852064	General Purpose	Cordless/Corded Saw	5,800
355mm* 14"	110	25.4	NA	ATB 8	0	2.1	6.0	SSBE355254110	General Purpose	Low Speed Saw	1,500

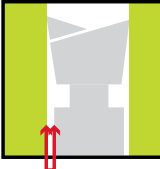
*See page 11 for correct cutting procedures | 355mm are resharpenable

NORMAL SAW BLADE



This space causes vibration in cutting

2 STEP SAW BLADE





Thicker blade minimises vibration when cutting

DUAL STEP SAW BLADE TECHNOLOGY

- Less vibration for straight, accurate cutting
- Prevention of chipping on blade teeth

CARDED 1 PCE





3X
LIFE

MAXIMUM PERFORMANCE IN
METAL CUTTING APPLICATIONS



RAIDERX Metal blades exhibit maximum performance in metal cutting applications. Featuring cermet tips this blade has 3x the life of its competitors.

FEATURES:

- Premium Cermet tips give exceptional life and clean, cool cutting in metal
- Blade designed with laser cut slits for noise reduction
- Super thin kerf design delivers a smooth and sharp cut
- Advanced tooth geometry improves balance and stability in a straight running cut
- General purpose cutting includes angle, c-channel, stud, pipe, plate tube and rebar
- Japanese blade technology


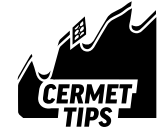
DESIGNED TO CUT:



CARDED 1 PCE											
Ø	Teeth	Bore mm	Bush mm	Tooth Grind	Rake°	Kerf mm	Max. Cut Thickness mm	Code	Application	Use with	RPM
135mm 5 3/8"	26	20	16	ATB 3	0	1.2	4.0	MBR1352026	General Purpose	Cordless Saw	6,000
150mm 6"	32	20	16	ATB 3	0	1.2	4.0	MBR1502032	General Purpose	Corded Saw	6,000
165mm 6 1/2"	32	20	16	ATB 3	0	1.4	6.0	MBR1652032	General Purpose	Cordless Saw	6,000
185mm 7 1/4"	36	20	16	ATB 3	0	1.4	6.0	MBR1852036	General Purpose	Cordless/ Corded Saw	5,800
305mm* 12"	54	25.4	NA	ATB 5	0	2.2	10.0	MBR30525454	General Purpose	Low Speed Saw	1,700
355mm* 14"	64	25.4	NA	ATB 5	0	2.4	10.0	MBR35525464	General Purpose	Low Speed Saw	1,500

*See page 11 for correct cutting procedures | 305 & 355mm are resharpenable

CARDED 1 PCE





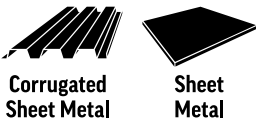
MAXIMUM PERFORMANCE IN
SHEET METAL CUTTING APPLICATIONS



RAIDERX Sheet Metal blades exhibit maximum performance in sheet metal cutting applications. Featuring Cermet/TCT tips this blade has 6x the life of its competitors.



- FEATURES:**
- Premium Cermet (135 - 150mm) and C6 Carbide (165 - 185mm) tips give exceptional life and clean, cool cutting in sheet metal
 - 6x Life compared to competitor sheet metal saw blades
 - Super Thin Kerf design delivers a smooth and sharp cut
 - Advanced tooth geometry improves balance and stability for a straight running cut
 - Suitable for Thin Sheet Metal cutting to 1.2mm (18 Gauge) including: Roofing, cladding, corrugated sheet, flat sheet & steel studs etc

DESIGNED TO CUT:



CARDER 1 PCE												
ø	Teeth	Tip	Bore mm	Bush mm	Tooth Grind	Rake°	Kerf mm	Max. Cut Thickness mm	Code	Application	Use with	RPM
135mm 5 1/8"	50	Cermet	20	16	ATB 3	-10	1.2	1.2 (18G)	MBR1352050S	General Purpose	Cordless Saw	6,000
150mm 6"	52	Cermet	20	16	ATB 3	-10	1.4	1.2 (18G)	MBR1502052S	General Purpose	Cordless Saw	6,000
165mm 6 1/2"	56	TCT	20	16	ATB 10	5	1.4	1.2 (18G)	MBR1652056S	General Purpose	Cordless Saw	6,000
185mm 7 1/4"	60	TCT	20	16	ATB 10	5	1.4	1.2 (18G)	MBR1852060S	General Purpose	Cordless Saw	5,800

CARDER 1 PCE



**ADVANTAGES:**

- Low price point
- Use on readily available standard cut off saws

DISADVANTAGES:

- Reduced life
- Significant sparking while cutting
- Very hot cuts - potential for burns etc
- Significant burrs on cut material
- Blade flex
- Diameter reduces while cutting reducing cutting capacity

ADVANTAGES:

- Significant lifetime advantage over bonded discs
- Less downtime for blade changes
- Clean, burr free cutting with minimal sparking
- No blade flex with very accurate square and mitre cutting
- Cool cutting - material can be immediately safely handled
- Diameter does not reduce, therefore cutting capacity never changes

DISADVANTAGES:

- High initial cost price
- Must be used on a Metal cold cut low speed cut off saw



GCDSS35528 | 355mm Cutting disc achieved 49 cuts in total.

This disc has an average trade value of \$11.00

Cost per cut equals \$0.224 ea

(6x more than Austsaw MBR blade cost per cut)

This test was done in 50 x 50 x 1.6mm Duragal® SHS steel tube.

Two key results:

- The Austsaw MBR blade is significantly cheaper per cut
- The Austsaw MBR blade lasts 200 Times longer the MaxAbrase 355mm cutting disc, significantly more than other competitors in the market.

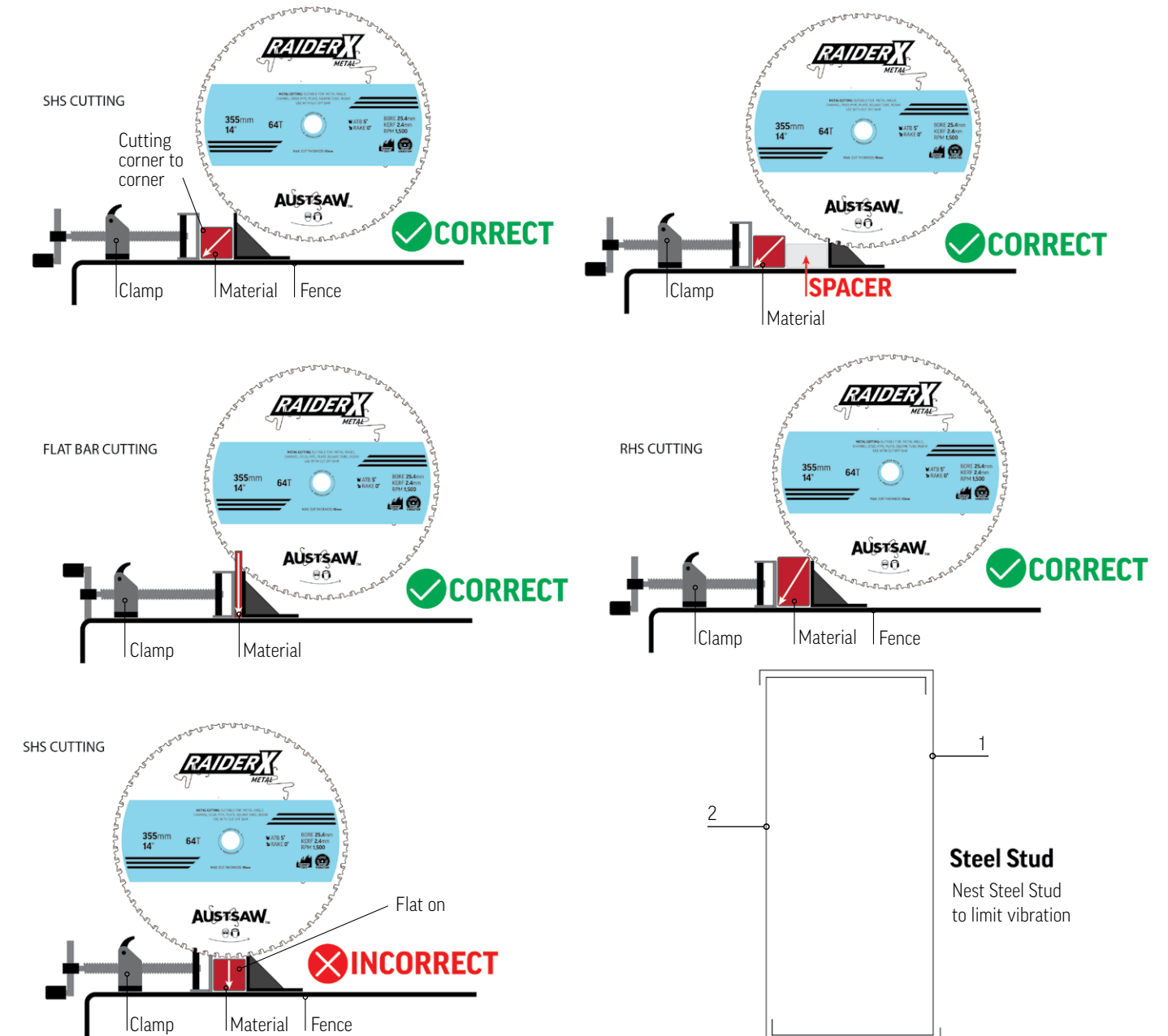


To get the longest life from large diameter Austsaw Metal and Stainless cutting blades, it is essential that the material to be cut is set up and clamped correctly in the saw.

To achieve maximum blade life, the teeth need to remove the material in a milling action. In addition keeping as few teeth as possible in the cut will keep the blade cooler, and ensure the teeth do not dull quickly. Ideally the material will be cut from corner to corner, **as shown in the diagrams below**. The material should always be positioned and clamped tightly to avoid vibrations, which will lead to premature blade wear.

If your saw allows it, adjust the position of the back fence either closer to the back or front of the saw, depending on the size of the material being cut.

If your saw does not have an adjustable fence, then spacer blocks can be used as per the diagram below, to ensure the material being cut is in the optimal position



AUSTSAW®

T: 02 4957 8787 • F: 02 4957 3737 • E: sales@sheffield.com.au

55 Pendlebury Road (PO Box 687) • Cardiff NSW 2285 Australia

sheffield.com.au

